



Imperial[®]
DEPENDABLE UNDER PRESSURE[®]

Professional Tools

HVACR Service
Tube Working
Specialty Pliers



**STRIDE
TOOL**

**GLENWILLOW, OHIO
U.S.A**



Professional Tools

HVACR Service
Tube Working
Specialty Pliers

Imperial is the flagship brand of Stride Tool, LLC headquartered in Glenwillow, Ohio.

With roots dating back over 110 years, Imperial® specialty tools are designed and manufactured to exacting standards, and have earned an international reputation for quality and dependability. Imperial tools are used by professional technicians in a wide range of service and industrial applications, including heating, air conditioning, refrigeration, tube working, electrical and automotive.



1905 | Imperial Brass Manufacturing Company, a pioneer in the manufacturing of brass valves and fittings, is founded in Chicago, Illinois.

1995 | The Milbar Corporation, a Chagrin Falls, Ohio specialty tool manufacturer, is acquired by Stride Tool. Milbar® brand safety wire twisters have been designed and manufactured in northeast Ohio for over 60 years.



1996 | Stride Tool acquires the tool and accessory division of Imperial Eastman (formerly Imperial Brass) located in Niles, Illinois. The Imperial brand name, with its legacy of innovation and excellence, expands to additional product lines under Stride Tool.

2004 | New corporate headquarters and centralized manufacturing facility opens in Glenwillow, Ohio.

2012 | Thermal Engineering Company of Mentor, Ohio, manufacturer of vacuum gauges, compressor tools, oil pumps, vacuum pumps and other HVACR service accessories for over 40 years, is acquired and joins the Imperial line.









STRIDE TOOL








GLENWILLOW, OHIO U.S.A

TABLE OF CONTENTS

















TUBE WORKING TOOLS

| | | |
|-----------------------------------|-------|---|
| TUBE CUTTERS | 1-4 |  |
| TUBE BENDERS | 4-10 |  |
| FLARING & SWAGING | 11-18 |  |
| TUBING TOOL KITS | 19-20 |  |
| TUBING TOOL SELECTOR | 21 |  |
| ACCESSORIES & WRENCHES | 22-24 |  |

REFRIGERATION AND AIR-CONDITIONING PRODUCTS

| | | |
|--------------------------------------|-------|---|
| MANIFOLDS | 25-29 |  |
| MANIFOLDS REFERENCE GUIDES | 30-34 |  |
| GAUGES | 35 |  |
| VACUUM GAUGES | 36 |  |
| HOSES | 37-38 |  |
| COUPLERS | 39-40 |  |
| ACCESSORIES & TOOLS | 41-45 |  |
| OIL PUMPS & ACCESSORIES | 45 |  |
| VACUUM PUMP ACCESSORIES | 46 |  |
| CHARGING CYLINDERS & ACC. | 47 |  |
| COMPRESSOR TOOLS | 48 |  |
| LEAK DETECTION | 49-50 |  |

ELECTRICAL TOOLS

| | | |
|-----------------------------------|-------|---|
| STRIPPERS & CRIMPERS | 51-55 |  |
| REFERENCE GUIDE | 56 |  |
| RETAINING RING PLIERS | | |
| CONVERTIBLE | 57-59 |  |
| FIXED TIP | 60 |  |
| REPLACEABLE TIP | 61-62 |  |
| LOCK RING | 63 |  |
| REPLACEABLE TIPS | 64 |  |
| REFERENCE GUIDES | 65-68 |  |
| WIRE TWISTING PLIERS | | |
| REVERSIBLE | 69 |  |
| WIRE TWISTERS | 70-73 |  |
| AUTOMOTIVE SPECIALTY TOOLS | | |
| OIL CHANGING TOOLS | 74 |  |
| BATTERY & ENGINE | 75-77 |  |
| GENERAL AUTO TOOLS | 78-79 |  |
| GENERAL | | |
| GENERAL TOOLS | 79 |  |
| MERCHANDISING | 80 |  |
| ALPHA-INDEX | 81-84 |  |

For hard or soft copper, aluminum, brass, thin wall steel, stainless steel, monel, titanium and other tubing.

METAL TUBING

HI-DUTY® TUBE CUTTERS

For 1/8" to 1-1/8" and 1/4" to 1-5/8" O.D. tubing.

- Enclosed hardened steel, thrust bearing feed mechanism for smoothest cutting action and trouble free operation.
- Unique design eliminates spiraling for clean right angle cuts. Our high precision machining and construction method permits one-piece screw-type axle for easy access to cutter wheel – no clip to lose or replace.
- Rugged aluminum alloy body designed for handling ease. Body is hand buffed and nickel chrome plated to a high-luster finish.
- Foldaway hardened steel reamer with turned cutting edge removes inside burrs cleanly. Filing surface removes outside burrs.
- Rollers feature flare cut-off groove to reduce tube loss when damaged flare is removed.
- Imperial® cutter wheels are made of the highest quality wear and abrasion-resistant chromium steel and precision machined to exacting specifications for accurate cutting and long life. Each tool is supplied with a spare cutter wheel.
- All Imperial tube cutters are 100% factory tested to ensure accurate spiral-free cutting.



TC-1000

TC-1000 For 1/8" to 1-1/8" (4 mm to 28 mm) O.D. tubing. Includes (2) S75015 general purpose cutter wheels. Length 5". Wt. 8.8 oz.

TC-1010 For 1/8" to 1-1/8" (4 mm to 28 mm) O.D. tubing. Includes (2) S75046 cutter wheels for continuous cutting of stainless steel, monel and other hard-temper tubing. Length 5". Wt. 8.8 oz.

TC-1020 Combination tube constrictor & tube cutter. For 1/8" to 1-1/8" (4 mm to 28 mm) O.D. tubing. Includes S76637 constrictor wheel and S75015 general purpose cutter wheel. Length 5-1/2". Wt. 8.8 oz.

312-FC For 1/4" to 1-5/8" (7 mm to 41 mm) O.D. tubing. Includes (2) S75015 general purpose cutter wheels. Length 5-1/2". Wt. 10.4 oz.

Conforms to Federal Specification GGG-C-771d, Type II, Class I.

S75015 General purpose cutter wheel.

S75046 Wheel for continuous cutting of stainless steel, monel and other hard temper tubing. For cutters TC-1000, TC-1010, TC-1550, TC-1560, 312-FC, 174-F, TC-2050 and TC-3050.

S16003162 Replacement cutter wheel for soft copper & aluminum tubing is extra sharp to minimize burr buildup.

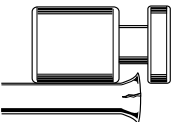


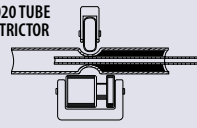
S76637 Constrictor wheel for producing sweat joints.



TC-1010



312-FC

| | | | |
|---|--|---|--|
|  <p>FLARE CUT-OFF GROOVE Groove in rollers reduces tube loss when cracked flare is removed.</p> |  <p>FOLDAWAY REAMER Hardened steel reamer with turned cutting edge removes inside burrs cleanly. Filing surface removes outside burrs.</p> |  <p>SPARE CUTTING WHEEL Spare cutter wheel carried under foldaway locking reamer.</p> |  <p>TC-1020 TUBE CONSTRICTOR</p> <p>FILL WITH SOLDER Joint is ready for sweating when constricted tube contacts smaller tube. Can be used for crimping applications.</p> |
|---|--|---|--|

JUNIOR TUBE CUTTER

For 1/8" to 3/4" (4 mm to 19 mm) O.D. tubing.

227-FA Includes S32633 general purpose cutter wheel. Swing radius 2". Length 3-1/2". Wt. 5.0 oz.



227-FA

METAL TUBING

"IMP"[®] MINI TUBE CUTTERS

For 1/8" to 5/8", 3/16" to 7/8" and 1/8" to 1-1/8" O.D. tubing.

- Big capacity, small size tube cutters designed for use in tight quarters where other cutters won't fit.
- Enclosed feed screw minimizes contamination assuring continued smooth operation.
- Corrosion-resistant steel rollers positioned at bottom of cutter allow for easier cutter engagement on tubing and smoother cutting action.
- All Imperial[®] tube cutters are 100% factory tested to ensure accurate spiral-free cutting.

TC-1050 For 1/8" to 5/8" (4 mm to 15 mm) O.D. tubing. Includes (1) S32633 general purpose cutter wheel. Swing radius 1-1/4" (1-3/8" swing radius with 5/8" tube). Length 1-3/4". Wt. 2.5 oz.

S32633 General purpose cutter wheel for TC-1050.

S26883 Screw for TC-1050 cutter wheel.

TC-2050 For 3/16" to 7/8" (5 mm to 22 mm) O.D. tubing. Includes (1) S75015 general purpose cutter wheel. Swing radius 1-11/16". Length 2-1/4". Wt. 4.0 oz.

TC-3050 For 1/8" to 1-1/8" (4 mm to 28 mm) O.D. tubing. Includes (1) S75015 general purpose cutter wheel. Swing radius 2-1/2" (2-1/16" swing radius with 1-1/8" tube). Length 3". Wt. 7.0 oz.

S75015 General purpose cutter wheel.

S74762 Screw for TC-3050 cutter wheel.

RATCHETING TUBE CUTTERS

For 1/8" to 5/8" and 1/8" to 1-1/8" O.D. tubing.

- Easily completes a full revolution, maximizing leverage.
- Cutter can easily be removed from the handle.
- Ergonomic handle with non-slip grip.
- Six independent drive pawls provide 15° arc-swing.
- Includes (1) general purpose cutter wheel.

TC-1050RH For 1/8" to 5/8" (4 mm to 15 mm) O.D. tubing. 2-Pc. set includes TC-1050 "IMP"[®] mini tube cutter and ratcheting handle in clamshell packaging. Length 5". Wt. 6.0 oz.

TC-1051 Ratcheting handle only. Length 5". Wt. 1.5 oz.

TC-3050RH For 1/8" to 1-1/8" (4 mm to 28 mm) O.D. tubing. 3-Pc. set includes TC-3050 "IMP"[®] tube cutter, removable deburr tool and ratcheting handle in clamshell packaging. Length 7". Wt. 11.5 oz.

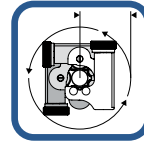
TC-3051 Ratcheting handle and deburr tool. Length 7". Wt. 4.0 oz.



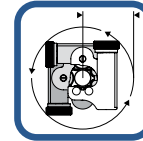
TC-1050

TC-2050

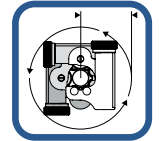
TC-3050



Swing Radius
1-1/4"



Swing Radius
1-11/16"



Swing Radius
2-1/2"

Use cutter with or without patented ratcheting handle - snaps into place in seconds

TC-3050RH includes a removable deburr tool



PATENTED

Ergonomic handle with non-slip grip

Ideal for tight spaces

TC-3050RH



Removable Deburr Tool (TC-3050RH and TC-3051)

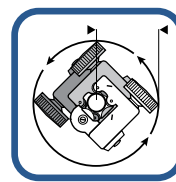
Six independent drive pawls give small, 15° arc-swing



BIG "IMP"[®] TUBE CUTTER - "Big capacity in small size"

For 3/8" to 1-1/8" (10 mm to 28 mm) O.D. tubing.

174-F Includes (2) S75015 general purpose cutter wheels. Swing radius 1-15/16" (2-1/4" swing radius with 1-1/8" tube). Length 2-11/16". Wt. 5.0 oz.



Swing Radius
1-15/16"

174-F



S75015 - Spare cutting wheel

METAL TUBING

ADJUST-O-MATIC™ TUBE CUTTERS

For 3/8" to 2-5/8" and 2" to 4-1/8" O.D. tubing.

- Ratchet feed mechanism speeds up cutting operation.
- Extra wide rollers with flare cut-off groove stabilize tubing.
- Spare cutting wheel included under handle cap.
- Enclosed screw-type feed mechanism; lightweight aluminum alloy body.

206-FB For 3/8" to 2-5/8" (10 mm to 66 mm) O.D. tubing. Includes (2) S74761 general purpose cutter wheels. Length closed 7-3/4". Wt. 2.0 lbs.

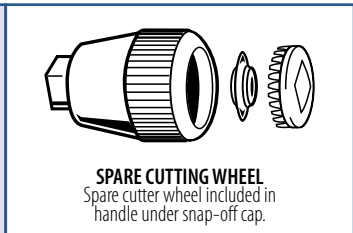

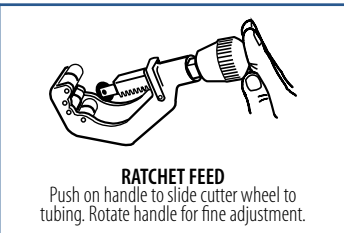
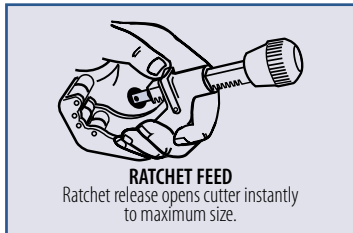
406-FA For 2" to 4-1/8" (51 mm to 104 mm) O.D. tubing. Includes (2) S74833 general purpose cutter wheels. Length closed 11-1/4". Wt. 3.5 lbs.

Conforms to Federal Specification GGG-C-771d, Type II, Class I.



406-FA

206-FB



144-F IMPERIAL® TUBE CUTTER SERVICE CENTER

For 1/8" to 4-1/8" O.D. tubing.

Selling Imperial® replacement cutter wheels, reamer blades and fasteners is easy. Our Service Center organizes a popular selection of replacement parts for Imperial cutters. Display on the counter or bring it with you when making sales calls.

- 15 most common replacement parts stocked in one handy container.
- Includes a visual replacement chart for quick and easy identification.



144-F

144-F SERVICE CENTER INCLUDES:

| PART NO. | QUANTITY | DESCRIPTION | CUTTER |
|-----------|----------|-----------------------------------|---|
| S75015 | 10 | General Purpose Cutter Wheel | TC-1000, TC-1010, 312-FC, 174-F, TC-2050, TC-3050 |
| S75046 | 5 | Cutter Wheel for Stainless Steel | TC-1000, TC-1010, 312-FC, 174-F, TC-2050, TC-3050 |
| S32633 | 10 | Cutter Wheel | TC-1050, 227-FA |
| S74761 | 5 | Cutter Wheel | 206-FB, 206-FBP |
| S74762 | 5 | Cutter Wheel Retaining Screw | TC-1000, TC-1010, 312-FC, 174-F, TC-2050, TC-3050 |
| S74833 | 3 | Cutter Wheel | 406-FA |
| S26883 | 3 | Cutter Wheel Retaining Screw | TC-1050 |
| S77511 | 3 | Cutter Wheel Retaining Screw | 206-FB, 206-FBP |
| S74834 | 3 | Cutter Wheel Retaining Screw | 406-FA |
| S76637 | 3 | Constrictor Roller Wheel | TC-1000, TC-1010, TC-1020, 312-FC |
| S16003162 | 5 | Cutter Wheel for Soft Copper Only | TC-1000, TC-1010, 312-FC, 174-F, TC-2050, TC-3050 |
| S10000770 | 3 | Cutter Wheel for PVC | 206-FB, 206-FBP |
| S7931801 | 3 | Reamer Blade | TC-1000, TC-1010, 312-FC |
| S8201501 | 3 | Retaining Screw for Reamer Blade | TC-1000, TC-1010, 312-FC |
| S74197 | 3 | Spring Washer for Reamer Blade | TC-1000, TC-1010, 312-FC |
| 144-FB | 1 | Container only | |

PVC, PLASTIC AND NON-METAL REINFORCED TUBING

PLASTIC TUBE AND HOSE SHEARS

For 1/16" to 13/16" (1 mm to 20 mm) O.D. hose* or tubing.

307-FP **Snimp™** Compact shear for 1/16" to 1/2" (1 mm to 13 mm) O.D. plastic tubing and non-metal reinforced hose. Spring loaded for safety - closes automatically. Includes S8115601 replaceable hardened steel blade. Length 2-7/8". Wt. 1.0 oz. each. Comes in 12-pc. pop-up counter display. 9"D x 12"W x 12"H.



307-FP

327-FP For 1/8" to 13/16" (4 mm to 20 mm) O.D. plastic tubing and non-metal reinforced hose. Can be wall- or bench-mounted for production, or carried in a toolbox. Includes S77615 replaceable hardened steel blade. Length 9-3/4". Wt. 1.0 lb.

* Not for use with metal reinforced hose.



327-FP



307-FP POP-UP DISPLAY

TUBE BENDERS

For soft copper and aluminum tubing.

TUBE BENDERS

SPRING TYPE TUBE BENDERS

For soft copper and aluminum tubing.

For 1/4" to 7/8" O.D. tubing.

Tools allow hand bending of soft tubing to any shape without collapsing walls. Special spring steel, zinc finish. End belled for quick tube removal.

- 201-F** Set of 8 benders for 1/4", 5/16", 3/8", 7/16", 1/2", 5/8", 3/4" and 7/8" O.D. tubing.
- 101-F** Set of 6 benders for 1/4", 5/16", 3/8", 7/16", 1/2" and 5/8" O.D. tubing.
- 163-F** Set of 4 benders for 1/4", 3/8", 1/2" and 5/8" O.D. tubing.
- 112-F** Set of 3 benders for 1/4", 5/16" and 3/8" O.D. tubing.



102-F-08

| PART NO. | TUBE O.D. (in.) | LENGTH (in.) | WEIGHT EACH (OZ.) |
|----------|-----------------|--------------|-------------------|
| 102-F-04 | 1/4 | 10 | 3 |
| 102-F-05 | 5/16 | 10 | 3 |
| 102-F-06 | 3/8 | 10 | 4 |
| 102-F-07 | 7/16 | 12 | 6.25 |
| 102-F-08 | 1/2 | 12 | 6.5 |
| 102-F-10 | 5/8 | 12 | 8 |
| 102-F-12 | 3/4 | 12 | 10 |
| 102-F-14 | 7/8 | 12 | 10 |

Each tool bends only one size.

TRIPLE HEAD LEVER TYPE

470-FH TRIPLE HEAD 180° TUBE BENDER WITH ROTO-LOK™ INDEXING HANDLE

- Bends 3/16", 1/4", 5/16" and 3/8" O.D. tubing.
- Patented, quick-action indexing lever repositions two-stage handle midway through bend when both handles begin to meet. This feature allows easy fabrication of bends up to 180° with reduced effort, better control and no crossing of handles!
- Optimum bending radius – for each tubing size.
- Calibrated markings – for making accurate left-hand, right-hand and offset bends.
- Compact design for working in tight spaces.
- Cushion grips – for comfort and stability.
- Made of lightweight, die-cast aluminum.

| TUBE O.D. (in.) | RADIUS TO CENTER OF TUBE (in.) |
|-----------------|--------------------------------|
| 3/16 | 9/16 |
| 1/4 | 9/16 |
| 5/16 | 11/16 |
| 3/8 | 15/16 |



Patented Roto-Lok™ Indexing Lever - Smooth, tight 180° bends with less effort and improved control

Lightweight die-cast aluminum


Bends 3/16", 1/4", 5/16" and 3/8" O.D. tubing

Deluxe cushion grips for comfort and stability

PATENTED

Fixed tube hook

470-FH




TRIPLE HEAD LEVER TYPE

370-FH TRIPLE HEAD 180° TUBE BENDER

- Bends 3/16", 1/4", 3/8" and 1/2" tubing.
- Makes smooth, tight-radius 180° bends.
- Calibrated markings - for making accurate left-hand, right-hand and offset bends.
- Adjustable hook.
- Optimum bending radius - for each tubing size.
- Cushion grips - for extreme comfort.
- Made of lightweight die-cast aluminum.

PATENTED



370-FH

Bend 3 of the most popular sizes of soft copper, aluminum and thin wall steel tubing with one rugged, precise tool!

| TUBE O.D. (in.) | RADIUS TO CENTER OF TUBE (in.) |
|-----------------|--------------------------------|
| 3/16 | 11/16 |
| 1/4 | 11/16 |
| 3/8 | 1-1/8 |
| 1/2 | 1-1/2 |



Easy 180° bends in one swift motion



IMP™ TRIPLE HEAD BENDERS

- Bends soft copper, aluminum and thin wall steel tubing.
- Bends 1/8", 3/16", 1/4", 5/16", and 3/8" tubing.
- Makes smooth, tight-radius 90° bends.
- Calibrated markings - for making accurate left-hand, right-hand and offset bends.
- 90° start requires less effort – making bending fast and easy.
- Made of lightweight die-cast aluminum.

367-FH For 1/8", 3/16" and 1/4" (3 mm, 4 mm and 6 mm) O.D. tubing. Wt. 0.5 lbs.

368-FH For 3/16", 1/4", 5/16" and 3/8" (6 mm and 8 mm) O.D. tubing. Wt. 1.0 lbs.



367-FH

368-FH

367-FH

| TUBE O.D. (in.) | RADIUS TO CENTER OF TUBE | |
|-----------------|--------------------------|------|
| | (in.) | (mm) |
| 1/8 | 5/8 | 16 |
| 3/16 | 19/32 | 15 |
| 1/4 | 9/16 | 14 |

368-FH

| TUBE O.D. (in.) | RADIUS TO CENTER OF TUBE | |
|-----------------|--------------------------|------|
| | (in.) | (mm) |
| 3/16 | 1-1/64 | 26 |
| 1/4 | 1-1/64 | 26 |
| 5/16 | 1 | 25 |
| 3/8 | 15/16 | 24 |

LEVER TYPE

364-FHA LEVER TYPE TUBE BENDERS

For 1/8" to 1" and 6 mm to 12 mm O.D. tubing.

Each tool bends one size. Open-side type which slips over tube at any point. Makes smooth, tight radius bends up to 180° with minimum effort. No scoring or flattening of tubing. Calibrated to show angle of bend. Wide hook grips tubing securely.

364-FHA-14

Features telescopic handles for increased leverage. Expandable style furnished for 7/8" and 1" O.D. tubing.

| PART NO. | TUBE O.D. (in.) | RADIUS TO CENTER OF TUBE (in.) | | WEIGHT EACH (lbs.) | |
|-------------|-----------------|--------------------------------|----------|--------------------|--------|
| | | (mm) | (inches) | (kg.) | (lbs.) |
| 364-FH-02 | 1/8 | 3/8 | | 0.5 | |
| 364-FH-03 | 3/16 | 7/16 | | 0.5 | |
| 364-FHA-04 | 1/4 | 9/16 | | 1.0 | |
| 364-FHA-05 | 5/16 | 11/16 | | 1.0 | |
| 364-FHA-06 | 3/8 | 15/16 | | 1.75 | |
| 364-FHA-08 | 1/2 | 1-1/2 | | 3.5 | |
| 364-FHA-10* | 5/8 | 2-1/4 | | 5.5 | |
| 364-FHA-12* | 3/4 | 3 | | 7.0 | |
| 364-FHA-14* | 7/8 | 3 | | 10.5 | |
| 364-FHA-16* | 1 | 3-1/2 | | 10.5 | |

Each tool bends only one size.

Conforms to Federal Specification GGG-B-191a Type III, Class 2.

* For bending annealed copper and aluminum tubing only.



364-FHA-06

Style for 1/4" through 1/2" and 6 mm to 12 mm O.D. tubing.

METRIC SIZE BENDING TOOLS

| PART NO. | TUBE O.D. (mm) | RADIUS TO CENTER OF TUBE | | WEIGHT EACH | |
|---------------|----------------|--------------------------|----------|-------------|--------|
| | | (mm) | (inches) | (kg.) | (lbs.) |
| 364-FHAM-6MM | 6 | 14.2 | 9/16 | 0.45 | 1.0 |
| 364-FHAM-10MM | 10 | 24.0 | 15/16 | 0.79 | 1.75 |
| 364-FHAM-12MM | 12 | 38.1 | 1-1/2 | 1.6 | 3.5 |

Each tool bends only one size.



364-FH-02

Style for 1/8" and 3/16" O.D. tubing.

364-FHA-10

Style for 5/8" and 3/4" O.D. tubing.

364-FHB SWIVEL HANDLE TUBE BENDERS

For 1/4" to 1/2" and 6 mm to 12 mm O.D. tubing.

The 364-FHB series has a swivel handle that can be repositioned midway through a bend when both handles begin to meet. This simple feature allows easy fabrication of bends up to 180° with reduced effort, better control and without the crossing of handles, typical of most other lever type benders.

| PART NO. | TUBE O.D. (in.) | RADIUS TO CENTER OF TUBE (in.) | | WEIGHT EACH (lbs.) | |
|------------|-----------------|--------------------------------|----------|--------------------|--------|
| | | (mm) | (inches) | (kg.) | (lbs.) |
| 364-FHB-04 | 1/4 | 9/16 | | 1.0 | |
| 364-FHB-05 | 5/16 | 11/16 | | 1.0 | |
| 364-FHB-06 | 3/8 | 15/16 | | 1.75 | |
| 364-FHB-07 | 7/16 | 1-1/2 | | 3.5 | |
| 364-FHB-08 | 1/2 | 1-1/2 | | 3.5 | |


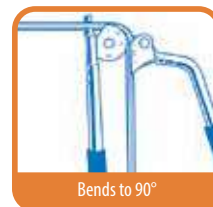
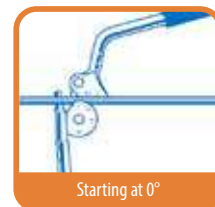
Each tool bends only one size.

Conforms to Federal Specification GGG-B-191a Type III, Class 2.



364-FHB-06

Style for 1/4" through 1/2" and 6 mm to 12 mm O.D. tubing.



METRIC SIZE BENDING TOOLS

| PART NO. | TUBE O.D. (mm) | RADIUS TO CENTER OF TUBE | | WEIGHT EACH | |
|---------------|----------------|--------------------------|----------|-------------|--------|
| | | (mm) | (inches) | (kg.) | (lbs.) |
| 364-FHBM-6MM | 6 | 14.2 | 9/16 | 0.45 | 1.0 |
| 364-FHBM-8MM | 8 | 17.5 | 11/16 | 0.45 | 1.0 |
| 364-FHBM-12MM | 12 | 38.1 | 1-1/2 | 1.6 | 3.5 |

Each tool bends only one size.

HEAVY DUTY LEVER TYPE

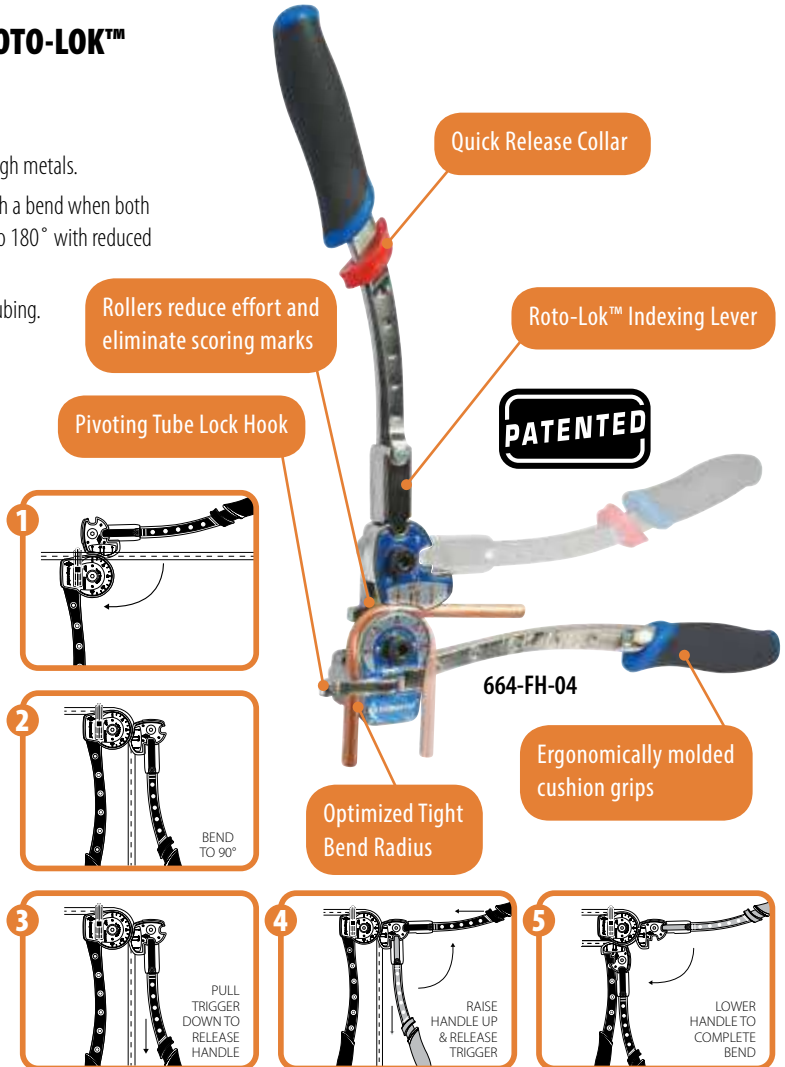
664-FH HEAVY-DUTY 180° TUBE BENDER WITH ROTO-LOK™ INDEXING HANDLE FOR TIGHT RADIUS BENDS

For 1/4" to 1/2" and 6 mm to 12 mm O.D. tubing.

- New design for accurate and tight bends up to 180° in stainless steel and other tough metals.
- Patented, quick action trigger release repositions two-stage handle midway through a bend when both handles begin to meet. This feature allows easy fabrication of optimized bends up to 180° with reduced effort, better control and no crossing of handles!
- Rollers in bending handle reduce friction and bending effort; eliminate scoring of tubing.
- Patented ergonomic grips.
- Durable nickel finish.
- Vise lug for mounting in vise.

| PART NO. | TUBE O.D. (in.) | RADIUS TO CENTER OF TUBE (in.) | WEIGHT EACH (lbs.) |
|-----------|-----------------|--------------------------------|--------------------|
| 664-FH-04 | 1/4 | 9/16 | 1.2 |
| 664-FH-06 | 3/8 | 15/16 | 3.7 |
| 664-FH-08 | 1/2 | 1-1/2 | 7.6 |

| PART NO. | TUBE O.D. (mm) | RADIUS TO CENTER OF TUBE (mm) | WEIGHT EACH (lbs.) |
|-------------|----------------|-------------------------------|--------------------|
| 664-FH-6MM | 6 | 15 | 1.2 |
| 664-FH-8MM | 8 | 24 | 3.7 |
| 664-FH-10MM | 10 | 24 | 3.7 |
| 664-FH-12MM | 12 | 38 | 7.6 |



564-FH LEVER TYPE HEAVY-DUTY TUBE BENDER

For 3/8" and 1/2" O.D. tubing.

This heavy-duty tube bender features high-strength tool steel construction on all components subjected to stress during the bending process – including forming rollers, form wheel, stop pins, hook and cam adjustment shaft. Unique offset handle design assures maximum power transfer between worker and bender. Bender will not “gyrate” as handles are brought to closed position.

- Meets ANSI B31.1/ASME Sec. 3 Boiler/Power requirements.
- Vise mountable.
- Prevents slippage and flattening.
- Fully adjustable to compensate for variances in tube tolerance.
- Starts with handles at 90° angle.
- Built for rugged day-in and day-out use.
- Precise bends!
- Self-aligning rollers eliminate scoring and reduce bending effort.

| PART NO. | TUBE O.D. (in.) | RADIUS TO CENTER OF TUBE (in.) | WEIGHT EACH (lbs.) |
|-----------|-----------------|--------------------------------|--------------------|
| 564-FH-06 | 3/8 | 1-1/8 | 5.5 |
| 564-FH-08 | 1/2 | 1-1/2 | 7.0 |

Each tool bends only one size.



LEVER TYPE KITS

WIDE RANGE TUBE BENDER KITS

For 1/4" to 7/8" O.D. tubing.

Each tool quickly adapts to all sizes in its range by changing forming wheel and block. Telescopic handles reposition during bend for best leverage. Calibrations show precise bend angle. One-piece benders furnished for 1/4" and 5/16" O.D. sizes. Includes metal tool case with space for other tools needed on the job.

Conforms to Federal Specification GGG-B-191a Type III, Class 1.

260-FHA for 7 sizes. Wt. 23 lbs.

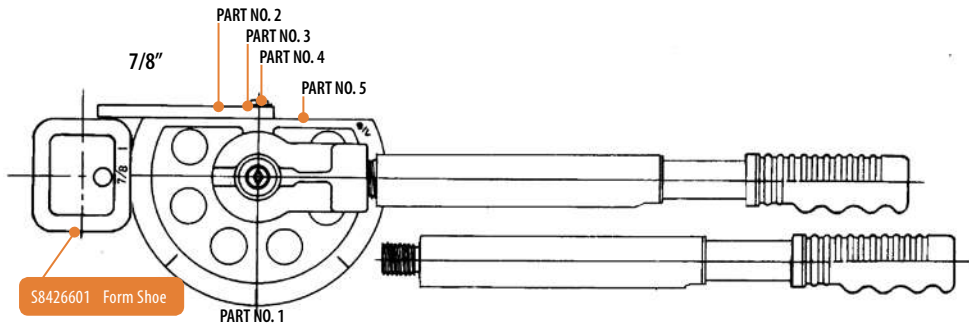
| TUBE O.D. (in.) | RADIUS TO CENTER OF TUBE (in.) |
|-----------------|--------------------------------|
| 1/4 | 9/16 |
| 5/16 | 11/16 |
| 3/8* | 1-5/8 |
| 1/2* | 1-5/8 |
| 5/8* | 2-1/4 |
| 3/4* | 3 |
| 7/8* | 3 |

All wide range benders furnished in tool case with space for other tools.



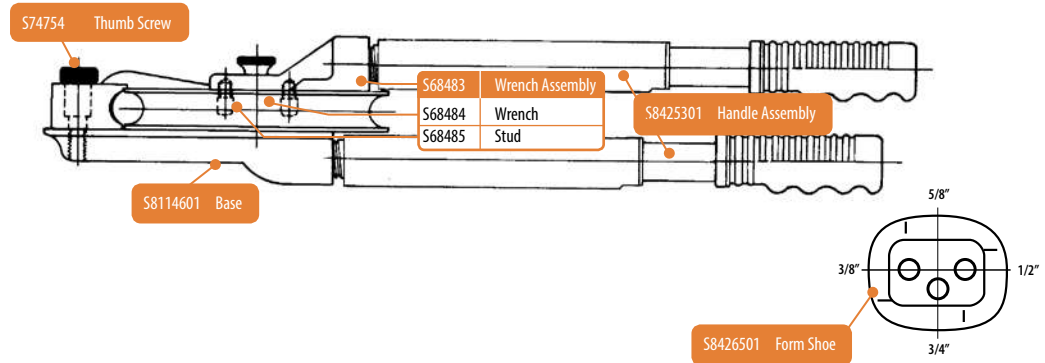
350-FHA for 6 sizes. Wt. 20 lbs.

| TUBE O.D. (in.) | RADIUS TO CENTER OF TUBE (in.) |
|-----------------|--------------------------------|
| 1/4 | 9/16 |
| 5/16 | 11/16 |
| 3/8* | 1-5/8 |
| 1/2* | 1-5/8 |
| 5/8* | 2-1/4 |
| 3/4* | 3 |



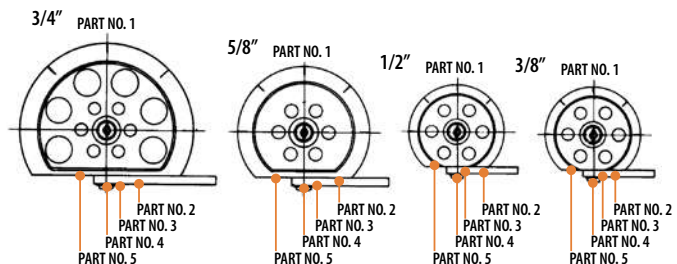
360-FHA for 4 sizes. Wt. 20 lbs.

| TUBE O.D. (in.) | RADIUS TO CENTER OF TUBE (in.) |
|-----------------|--------------------------------|
| 3/8* | 1-5/8 |
| 1/2* | 1-5/8 |
| 5/8* | 2-1/4 |
| 3/4* | 3 |



* Recommended for bending annealed copper and aluminum tubing only.

| Size (in.) | PART NO. 1 (Wheel Assembly) | PART NO. 2 (Hook) | PART NO. 3 (Spring Washer) | PART NO. 4 (Hook Screw) | PART NO. 5 (Form Wheel) |
|------------|-----------------------------|-------------------|----------------------------|-------------------------|-------------------------|
| 3/8 | - | S68480 | S68481 | S66914 | S68479 |
| 1/2 | S68492 | S62156 | S68481 | S66914 | S68493 |
| 5/8 | S68496 | S8058801 | S68481 | S66914 | S68497 |
| 3/4 | S8487001 | S8058901 | S68481 | S66914 | S8442401 |
| 7/8 | S8485201 | S68502 | S68481 | S66914 | - |



GEAR TYPE

270-F GEAR TYPE TUBE BENDER

For 3/4" to 1-1/8" O.D. tubing.

For all bending work. Spur-gear type with 10-to-1 ratio for easy bending of tempered tubing. Floating shoe aligns tube perfectly on calibrated forming wheel. Pull-pin on wheel speeds repositioning for bends over 90°. Portable. Can be hand held, clamped in vise or bolted to bench. Adapts to pipe vise with handle 271-F.



Each tool bends only one size.

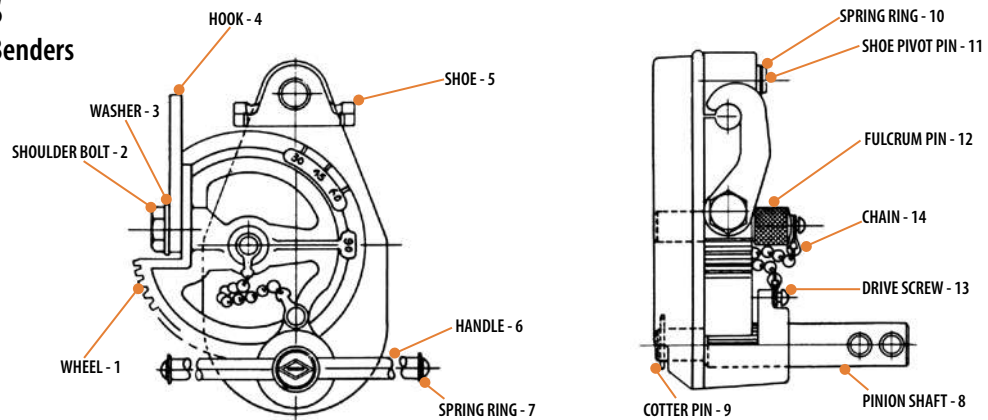
| PART NO. | TUBE O.D. (in.) | RADIUS FROM CTR. TO CENTER OF TUBE (in.) | MIN. RETURN FROM CENTER TO CENTER OF TUBE (in.) | WEIGHT EACH (lbs.) | WALL THICKNESS (in.) |
|----------|-----------------|--|---|--------------------|----------------------|
| 270-F-12 | 3/4 | 4 | 9-1/2 | 15 | .042 to .083 |
| 270-F-14 | 7/8 | 4 | 9-1/2 | 14.75 | .045 to .083 |
| 270-F-16 | 1 | 4 | 9-1/2 | 14.75 | .065 to .095* |
| 270-F-18 | 1-1/8 | 4 | 9-1/2 | 14.25 | .065 to .095* |

271-F Pipe Vise Extension. Fits all 270-F benders. Wt. 1.75 lbs.

* Not recommended for Type L Hard and Type M copper tubing with wall thickness over .065".

REPLACEMENT PARTS

For 270-F Gear Type Tube Benders



| TUBE BENDER | Size (in.) | PART NO. 1 | PART NO. 2 | PART NO. 3 | PART NO. 4 | PART NO. 5 | PART NO. 6 | PART NO. 7 | PART NO. 8 | PART NO. 9 | PART NO. 10 | PART NO. 11 | PART NO. 12 | PART NO. 13 | PART NO. 14 |
|-------------|------------|------------|------------|------------|------------|------------|------------|------------|------------|------------|-------------|-------------|-------------|-------------|-------------|
| 270-F-12 | 3/4 | S62305 | S62294 | S62298 | S62307 | S62306 | S62292 | S62297 | S62291 | S62255 | S62296 | S62295 | S62835 | S62836 | S62837 |
| 270-F-14 | 7/8 | S62302 | S62294 | S62298 | S62304 | S62303 | S62292 | S62297 | S62291 | S62255 | S62296 | S62295 | S62835 | S62836 | S62837 |
| 270-F-16 | 1 | S62299 | S62294 | S62298 | S62301 | S62300 | S62292 | S62297 | S62291 | S62255 | S62296 | S62295 | S62835 | S62836 | S62837 |
| 270-F-18 | 1-1/8 | S62287 | S62294 | S62298 | S62290 | S62289 | S62292 | S62297 | S62291 | S62255 | S62296 | S62295 | S62835 | S62836 | S62837 |


WORM GEAR TUBE BENDER

For 1/4", 5/16", 3/8", 1/2", 5/8" and 3/4" O.D. tubing.

600-F Precision tool for highest quality work. 50-to-1 gear ratio and crank with revolving hand grip keeps effort at a minimum. Follow bar eliminates drawing action and keeps tube in virtually perfect round. Adjustable pressure roller positions quickly in index holes. Enclosed gears. Includes metal tool case. Can be clamped in vise or bolted to bench or tripod. Size of kit: 14" x 9" x 6". Wt. 35.0 lbs.

Tube Wall Thickness and Bend Radius

| TUBE O.D. (in.) | WALL THICKNESS (in.) | RADIUS TO CENTER OF TUBE (in.) |
|-----------------|----------------------|--------------------------------|
| 1/4 | .016 to .049 | 3/4 |
| 5/16 | .020 to .065 | 1 |
| 3/8 | .028 to .083 | 1-1/4 |
| 1/2 | .035 to .083 | 2 |
| 5/8 | .042 to .083 | 2-1/2 |
| 3/4 | .049 to .083 | 3 |



Conforms to Federal Specification GGG-B-191b, Type I, Class 2.
Meets ANSI Specification (B31.1) and ASME Section III Nuclear Code.


45° FLARING TOOLS

45° FLARING TOOL

For 3/16", 1/4", 5/16", 3/8", 7/16", 1/2" and 5/8" O.D. tubing.

195-FC Flares 7 sizes of tubing. Rugged forged steel slip-on yoke and hardened flaring bar. Positive clamping action of bars prevents tube slippage. Self-centering yoke with swivel-type, hardened steel, chrome finished flaring cone forms better flares with less effort. Design of yoke permits flaring where there is little space between nut and tube end. Satin finish nickel chrome plated. Wt. 2.0 lbs.

| | | | | | | | | |
|-----------------------|-------|------|------|------|------|------|------|------|
| Outside Tube Diameter | (in.) | 3/16 | 1/4 | 5/16 | 3/8 | 7/16 | 1/2 | 5/8 |
| Wall Thickness | (in.) | .028 | .035 | .035 | .035 | .035 | .035 | .035 |



195-FC

45° LARGE SIZE FLARING TOOLS


Flares larger tube sizes. Quick slip-on yoke with hardened steel, chrome finished swivel flaring cone reduces effort. Positive clamping action of flaring bar eliminates tube movement. Nickel chrome finish.

Conforms to Federal Specification GGG-F-451a Type 1, Class 2, Style A.

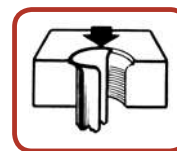
- 103-FS** For sizes 3/4", 7/8" and 1" O.D. tubing. Wt. 3.75 lbs.
- 203-FA** For sizes 5/8", 3/4", 7/8" and 1-1/8" O.D. tubing. Wt. 3.75 lbs.
- 375-FS** For sizes 1/8", 3/16", 1/4", 5/16", 3/8", 7/16", 1/2", 5/8" and 3/4" O.D. tubing. Includes tool case. Wt. 3.75 lbs.



103-FS



SELF GAUGING - Just insert tube flush with top of die for accurate flare size.



FORMS STRONGER FLARES- Stronger flares assured by smooth, even radius formed at base of every flare by engineered chamfer.

| | | | | | | | | | | | | | |
|-----------------------|-------|------|------|------|------|------|------|------|------|------|------|------|-------|
| Outside Tube Diameter | (in.) | 1/8 | 3/16 | 1/4 | 5/16 | 3/8 | 7/16 | 1/2 | 5/8 | 3/4 | 7/8 | 1 | 1-1/8 |
| Wall Thickness | (in.) | .025 | .028 | .035 | .035 | .035 | .035 | .035 | .049 | .049 | .049 | .058 | .058 |

HI-DUTY® 45° FLARING TOOL

For 3/16", 1/4", 5/16", 3/8", 1/2" and 5/8" O.D. tubing.

300-FB Hardened steel, chrome finished cone makes exceptionally smooth, high strength flares with a radius at base of flare - instead of the sharp angle formed by ordinary tools. Slip-on yoke permits use in tight quarters, allows flaring where there is little space between nut and tube end. New feed screw design provides smoother, easier operation. Positive gripping and self-gauging of tube for exact flare size. Sliding die blocks lock in place by lever clamp action to ensure even dispersal of force around full diameter of tube for superior grip. Wt. 1.6 lbs.

| | | | | | | | |
|-----------------------|-------|------|------|------|------|------|------|
| Outside Tube Diameter | (in.) | 3/16 | 1/4 | 5/16 | 3/8 | 1/2 | 5/8 |
| Wall Thickness | (in.) | .028 | .035 | .035 | .035 | .035 | .035 |



300-FB

45° ROL-AIR™ FLARING TOOLS

45° ROL-AIR™ FLARING TOOL

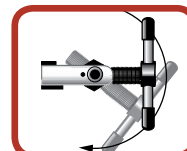
Flares and burnishes 3/16", 1/4", 5/16", 3/8", 1/2" and 5/8" O.D. tubing.

500-FC Faceted, hardened steel, chrome finished cone rolls out perfect 45° flares above die block, and automatically burnishes flare face reducing the need for deburring. Original wall thickness is maintained at base of flare. Slip-on yoke permits use in tight quarters, where there is little space between nut and tube end. Larger handle, with better leverage, and precision threads on feed screw make flaring effortless. Heat treated dies grip tubing without scoring. Satin chrome and black finish. Wt. 1.5 lbs.

| | | | | | | | |
|-----------------------|-------|------|------|------|------|------|------|
| Outside Tube Diameter | (in.) | 3/16 | 1/4 | 5/16 | 3/8 | 1/2 | 5/8 |
| Wall Thickness | (in.) | .028 | .035 | .035 | .035 | .035 | .035 |



Flares rolled out above die bar by super-smooth faceted cone. Makes stronger flares.



Unique detention mechanism for rapid engagement and release of die blocks.



500-FC

WORKS WITH
R-410A

45° ROL-AIR™ FLARING TOOLS

“GRABBER”™ ROL-AIR™ 45° FLARING TOOL

Universal application. Adjustable opening holds all sizes.

Flares and burnishes 3/16" to 5/8" (4.75 mm to 16 mm) O.D. tubing.

525-F Unique, self-adjusting, tube holding mechanism permits flaring any size tubing within the range of 3/16" to 5/8" (4.75 mm to 16 mm) O.D. Innovative, single-opening design is more compact and easier to use than conventional multi-opening flaring bars. Faceted, hardened steel, chrome finished cone rolls out and burnishes perfect 45° flare above the tube-holding mechanism reducing need for deburring. Original wall thickness is maintained at base of flare. Slip-on self-centering yoke permits use in tight quarters. Large handle, with better leverage, and precision threads on feed screw make flaring effortless. High quality construction with satin chrome and black finish. Wt. 1.75 lbs.

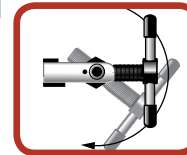


| | | | | | | | |
|-----------------------|-------|------|------|------|------|------|------|
| Outside Tube Diameter | (in.) | 3/16 | 1/4 | 5/16 | 3/8 | 1/2 | 5/8 |
| Wall Thickness | (in.) | .028 | .035 | .035 | .035 | .035 | .035 |

| | | | | | | | | |
|-----------------------|------|------|-----|-----|-----|-----|-----|-----|
| Outside Tube Diameter | (mm) | 4.75 | 6 | 8 | 10 | 12 | 15 | 16 |
| Wall Thickness | (mm) | 1.0 | 1.0 | 1.0 | 1.0 | 1.0 | 1.0 | 1.0 |

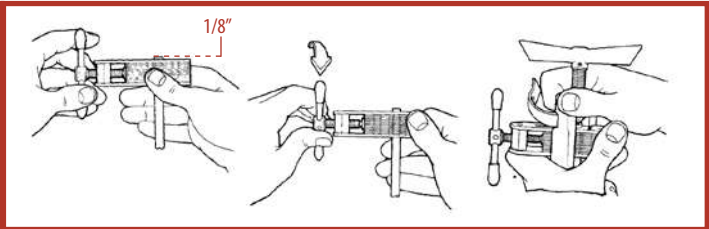


Flares rolled out above die bar by super-smooth faceted cone. Makes stronger flares.



Unique detection mechanism for rapid engagement and release of die blocks.

- Insert tubing into adjustable opening of tube-holding assembly. Position end of tubing approximately 1/8" above the surface of holder.
- Tighten clamp screw approximately 1/2 to 3/4 of a turn beyond free travel position to secure tubing.
- Be certain flaring cone surface is oiled. Slip yoke over tube-holding assembly centering on tubing. Twist yoke clockwise to lock in position. Turn yoke handle clockwise to flare.

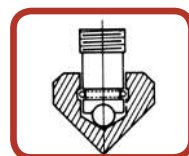


45° DOUBLE FLARING TOOLS

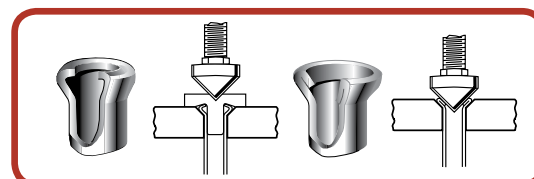
45° DOUBLE FLARING TOOL

For 3/16", 1/4", 5/16", 3/8" and 1/2" O.D. tubing.

93-FB Recommended for Bundy and other annealed soft steel tubing (wall thickness to .035"). Also makes single or double flares in soft copper or aluminum tubing. Small, lightweight, easy to handle. Steel yoke; swivel-type hardened steel, chrome finished flaring cone. Bar provides positive grip of tubing. Includes tool case. Wt. 3.0 lbs.
Conforms to Federal Specification GGG-F-451a, Type 1, Class 2, Style A.



SWIVEL-TYPE BALL BEARING CONE - Ball thrust bearing in flaring cone minimizes friction, makes operation easier.



DOUBLE FLARING ADAPTERS- Screw down flaring cone with proper size adapter in tube. Retract cone, remove adapter, complete flare.

37° FLARING TOOLS

37° FLARING TOOL

For 3/16", 1/4", 5/16", 3/8", 1/2" and 5/8" O.D. tubing.

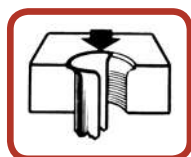
437-FB For use with soft copper, aluminum and brass tubing. Hardened steel, chrome finished cone makes exceptionally smooth, high-strength flares with a radius at base of flare – instead of the sharp angle formed by ordinary tools. Slip-on yoke permits use in tight quarters, allows flaring where there is little space between nut and tube end. New feed screw design provides smooth, easier operation. Positive gripping and self-gauging of tube for exact flare size. Sliding die blocks lock in place by clamp action. Satin chrome and black finish. Wt. 1.75 lbs.

| | | | | | | | |
|-----------------------|-------|------|------|------|------|------|------|
| Outside Tube Diameter | (in.) | 3/16 | 1/4 | 5/16 | 3/8 | 1/2 | 5/8 |
| Wall Thickness | (in.) | .032 | .032 | .032 | .032 | .035 | .035 |



437-FB

SELF GAUGING- Just insert tube flush with top of die for accurate flare size.



FORMS STRONGER FLARES- Stronger flares assured by smooth, even radius formed at base of every flare by engineered chamfer.



37° ROL-AIR™ FLARING TOOL

For 3/16", 1/4", 5/16", 3/8", 1/2" and 5/8" O.D. tubing.

507-FB For use with soft copper, aluminum and brass tubing. Faceted, hardened steel chrome finished cone rolls out perfect 37° flares above die block - then automatically burnishes flare face. Original wall thickness is maintained at base of flare. Slip-on yoke permits use in tight quarters where there is little space between nut and tube end. Larger handle, with better leverage, and precision threads on feed screw make flaring effortless. Heat treated dies firmly grip tubing. Satin chrome and black finish. Wt. 1.75 lbs.

| | | | | | | | |
|-----------------------|-------|------|------|------|------|------|------|
| Outside Tube Diameter | (in.) | 3/16 | 1/4 | 5/16 | 3/8 | 1/2 | 5/8 |
| Wall Thickness | (in.) | .032 | .032 | .032 | .032 | .035 | .035 |



507-FB



Flares rolled out above die bar by super-smooth faceted cone. Makes stronger, highly polished flares.

37° ROL-AIR™ FLARING TOOLS

For 3/16", 1/4", 5/16", 3/8", 1/2" and 5/8" O.D. Steel and Stainless Steel tubing.

400-F Forms 37° flares to government specifications in steel, stainless steel (including MIL-T-6845), titanium and other metal tubing. Positive stop gauge assures correct size of flare. Special burnishing action polishes flare face. Three rollers in flaring cone roll out 37° flare above die block. Roller action cuts effort required; maintains original wall thickness - eliminates stress concentration. Extension on yoke for clamping in vise. Satin chrome and black finish. Includes tool case. Wt. 2.5 lbs.

401-FA Reaming yoke for 1/4" to 5/8" O.D. tubing. Recommended for use with steel and stainless steel tubing for proper flaring. Wt. 0.7 lbs.

402-FA Flaring and reaming kit. Contains No. 400-F Flaring Tool and No. 401-FA Reaming Yoke for 1/4" to 5/8" O.D. tubing. Includes tool case. Wt. 3.2 lbs. Conforms to Federal Specification GGG-F-451a. Type 1, Class 1, Style A.



400-F



402-FA

| | | | | | | | |
|-----------------------|-------|------|------|------|------|------|------|
| Outside Tube Diameter | (in.) | 3/16 | 1/4 | 5/16 | 3/8 | 1/2 | 5/8 |
| Wall Thickness | (in.) | .035 | .049 | .049 | .065 | .065 | .065 |



Feed release and burnishing mechanism. Flare control gauge.



3 rollers in flaring cone. Flare formed above die block.



401-FA

Feed screw controls depth of reaming.


37° FLARING TOOLS

37° HEAVY-DUTY FLARING TOOL

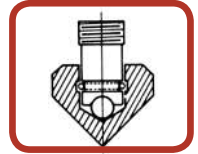
For 1/8", 3/16", 1/4", 5/16", 3/8" and 1/2" O.D. tubing.

447-F Forms 37° flares in annealed stainless steel (MIL-T-6345 or AMS5566), cold drawn stainless steel and annealed copper or aluminum tubing. Built to withstand continuous rugged service. Ball thrust bearing mechanism reduces effort required. Hardened tool steel die features non-slip grip of tubing, even after repetitive flaring. Bar has vise extension. Wt. 3.25 lbs.

| | | | | | | | |
|-----------------------|-------|------|------|------|------|------|------|
| Outside Tube Diameter | (in.) | 1/8 | 3/16 | 1/4 | 5/16 | 3/8 | 1/2 |
| Wall Thickness | (in.) | .032 | .032 | .035 | .049 | .049 | .049 |



447-F



SWIVEL-TYPE BALL BEARING CONE - Ball thrust bearing in flaring cone minimizes friction, makes operation easier.

LARGE SIZE 37° ROL-AIR™ FLARING TOOLS

For 3/4", 7/8", 1", 1-1/4", 1-1/2" and 2" O.D. tubing.

Three cylinders in flaring cone roll out 37° flare above die block. Flares soft steel, copper, aluminum and fully annealed stainless steel tubing. Roller action reduces effort required; maintains original wall thickness; eliminates stress concentration. Feed release and burnishing action. Vise clamp extension on yoke. Heat treated dies clamp tubing without marking it. Satin chrome and black finish. Includes metal tool case.


537-F Flares and burnishes 3/4", 7/8", 1" and 1-1/4" O.D. tubing. Wt. 13.0 lbs.

637-F Flares and burnishes 1-1/4", 1-1/2" and 2" O.D. tubing. Wt. 13.0 lbs.

* Conforms to Federal Specification GGG-F-451a, Type 1, Class 1, Style B.



537-F



Vise clamp extension.



Flares rolled out above die bar.



Feed release and burnishing mechanism.

| | | | | | | | |
|-----------------------|-------|------|------|------|-------|-------|------|
| Outside Tube Diameter | (in.) | 3/4 | 7/8 | 1 | 1-1/4 | 1-1/2 | 2 |
| Wall Thickness | (in.) | .065 | .065 | .065 | .083 | .083 | .083 |

FLARING & SWAGING TOOLS

45° & 37° PRODUCTION FLARING AND SWAGING TOOL

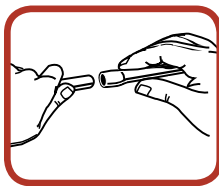
For 3/16", 1/4", 5/16", 3/8", 1/2" and 5/8" O.D. tubing.

555-FS Flares and swages 6 sizes of soft copper, aluminum or brass tubing. Makes both 45° and 37° single flares. Fast cam lever operation. Portable. Can be clamped in vise or bolted to bench. Change sizes quickly. Built in gauge for accurate flare size or swage depth. Unique jaws provide a positive non-slip grip on tubing. Wt. 6.5 lbs.

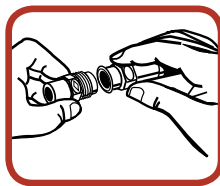
- Replacement parts:**
- 560-S-03** 3/16" Swaging adapter.
 - 560-S-04** 1/4" Swaging adapter.
 - 560-S-05** 5/16" Swaging adapter.
 - 560-S-06** 3/8" Swaging adapter.
 - 560-S-08** 1/2" Swaging adapter.
 - 560-S-10** 5/8" Swaging adapter.
 - S70348** 45° Flaring cone.
 - S70349** 37° Flaring cone.
 - S8711201** Set of replacement dies.



| Outside Tube Diameter | (in.) | 3/16 | 1/4 | 5/16 | 3/8 | 1/2 | 5/8 |
|-----------------------|-------|------|------|------|------|------|------|
| Wall Thickness | (in.) | .028 | .035 | .035 | .035 | .035 | .035 |



Swages 6 sizes.



Makes 45° & 37° flares.

METRIC BUBBLE FLARING TOOL

For soft steel or Bundy tubing 4.75 mm (3/16"), 6 mm, 8 mm and 10 mm O.D.

293-F Forms international standard bubble flare in one fast operation. Flares metric hydraulic brake lines used on European, Japanese and American automobiles and light trucks. This unique design makes flares on 4 sizes of tubing: 4.75 mm (3/16"), 6 mm, 8 mm and 10 mm O.D. Will flare soft double-wall steel tubing with a wall thickness up to .028". Can also be used with soft copper and aluminum tubing. Includes tool case.

- Replacement parts:**
- S8771801** 4.75 mm (3/16") adapter.
 - S8771701** 6 mm adapter.
 - S8771601** 8 mm adapter.
 - S8771301** 10 mm adapter.
 - S8694401** Wing nut.



293-F



METRIC BUBBLE FLARING -
Just insert tube flush with top of die for accurate flare. With proper adapter size attached, screw down flaring cone until adapter strikes flaring bar surface. Bubble flare is complete.

FLARING & SWAGING TOOLS

FLARING (45°) & SWAGING TOOL

For 1/8" to 3/4" O.D. tubing.

275-FS Flares and swages. Converts quickly. Screw-type feed. Ideal for use in close quarters. Two bars included cover 9 sizes. Swivel-type swaging adapters and flaring cone are hardened steel, chrome finished for easy operation. Self-centering, slip-on forged steel yoke. Includes tool case. Wt. 3.5 lbs. Flares 1/8", 3/16", 1/4", 5/16", 3/8", 7/16", 1/2", 5/8" and 3/4" O.D. Includes 5 swage adapters for 7 tube sizes: 3/16", 1/4", 5/16", 3/8", 1/2", 5/8", 3/4" O.D.

Replacement parts: **278-FS-03X04X06** Adapter 3/16", 1/4", 3/8".
278-FS-05 Adapter 5/16".
278-FS-08 Adapter 1/2".

278-FS-10 Adapter 5/8".
278-FS-12 Adapter 3/4".
S38600 Flaring Cone.



275-FS

| | | | | | | | | | | |
|-----------------------|-------|------|------|------|------|------|------|------|------|------|
| Outside Tube Diameter | (in.) | 1/8 | 3/16 | 1/4 | 5/16 | 3/8 | 7/16 | 1/2 | 5/8 | 3/4 |
| Wall Thickness | (in.) | .020 | .028 | .035 | .035 | .035 | .035 | .035 | .035 | .035 |



275-FS

45° FLARING, DOUBLE FLARING & SWAGING TOOL

For 1/8" to 3/4" O.D. tubing.

275-FSD Same as 275-FS with the addition of 5 double flaring adapters (3/16", 1/4", 5/16", 3/8", 1/2" O.D.).

45° FLARING, SWAGING AND CUTTING KIT

For soft copper, aluminum, steel, stainless steel and brass tubing.

275-FSC Kit contains a TC-1000 tube cutter for 1/8" to 1-1/8" O.D. tubing and 275-FS 45° flaring and swaging tool. Includes tool case. Wt. 3.0 lbs.

Flares: 1/8", 3/16", 1/4", 5/16", 3/8", 7/16", 1/2", 5/8" and 3/4" O.D. tubing.

Swages: 3/16", 1/4", 5/16", 3/8", 1/2", 5/8" and 3/4" O.D. tubing.

45° DOUBLE FLARING, SWAGING AND CUTTING KIT

275-FSCD Kit contains 275-FS, TC-1000, and double flaring adapters for 3/16", 1/4", 5/16", 3/8" and 1/2" O.D. tubing. Includes tool case.



275-FSC

FLARING & SWAGING TOOLS

175-EX XPANDR™ SWAGING/EXPANDING KIT

- Easily expands tube for braze or soldered joints in seconds.
- Floating jaw head design is self-centering for fast, accurate alignment.
- Re-rounds deformed tube ends.
- Accurate joints in seconds without using fittings.
- For soft copper and soft thin wall steel and stainless steel tubing.
- Save 60-70% of time over conventional swaging tools.
- Reduces soldering by 50% over standard fittings.
- Meets ARI tube insertion recommendations.
- Long life with high alloy hardened steel jaw segments.
- XpandR™ Tool comes with non-slip, ergonomically designed grips.
- Includes 5 heads: 3/8", 1/2", 5/8", 3/4" and 7/8".
- Includes metal tool case.

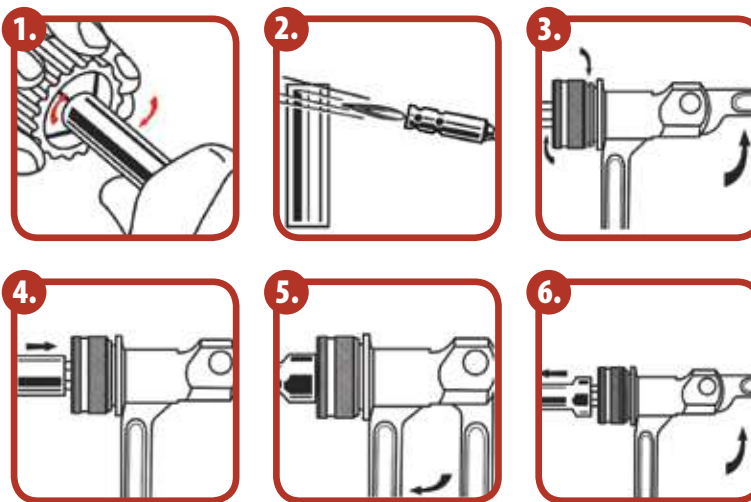


175-EX



SIX EASY STEPS:

1. Deburr inside of tube.
2. To create perfectly centered capillary sockets for soldering or brazing, you must use soft copper or fully anneal end of tube to be expanded.
3. Pull XpandR™ handle up to 90-degree position. Maintain this position as you screw the appropriate size head over the center-punch and tighten.
4. Insert the end of the tube over the XpandR™ head completely.
5. Pull the lever completely down.
6. Return the lever to the 90-degree position. Remove expanded tube.



TO RE-ROUND SLIGHTLY DEFORMED TUBE ENDS:

1. Insert deformed tube end to the first groove of head.
2. Pull the lever completely down.
3. Return the lever to the 90-degree position. Remove expanded tube.

175-EX KIT INCLUDES

| | |
|---------|----------------|
| 175EXP | XpandR™ Pliers |
| 175EXC | XpandR™ Case |
| 175EX06 | 3/8" head |
| 175EX08 | 1/2" head |
| 175EX10 | 5/8" head |
| 175EX12 | 3/4" head |
| 175EX14 | 7/8" head |

You may order kit items separately. Kit wt. 20 lbs.

ADDITIONAL HEAD SIZES AVAILABLE:

| | |
|---------|-------------|
| 175EX16 | 1" head |
| 175EX18 | 1-1/8" head |
| 175EX22 | 1-3/8" head |
| 175EX26 | 1-5/8" head |

SWAGING TOOLS

PUNCH TYPE SWAGING TOOLS

Use these tools for making tubing connections without fittings. Enlarge end of tube, insert another tube of original O.D. size and solder together like a sweat fitting.

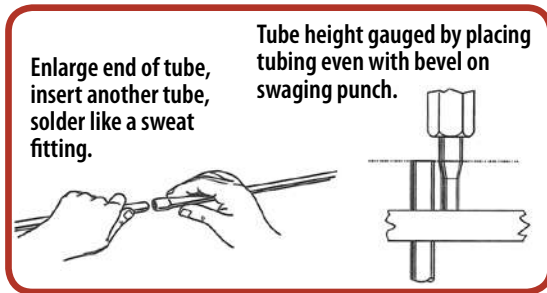
- 94-SSP** 3-in-1 swaging tool for 1/2", 5/8" and 7/8" tubing. Wt. 1.0 lbs.
- 95-S** 6-in-1 swaging tool for 3/16", 1/4", 5/16", 3/8", 1/2" and 5/8" O.D. tubing. Hi-alloy steel, heat-treated for rugged use. Hex design for ease of extraction. Precision machined surface for ease of forming.
- 193-S** Vinyl case contains 4 swaging punches for 1/4", 3/8", 1/2" and 5/8" O.D. tubing. Wt. 1.0 lbs.
- 195-SA** Vise-mountable flaring bar and 4 swaging punches for 1/4", 3/8", 1/2" and 5/8" O.D. tubing. Includes metal tool case. Wt. 2.0 lbs.
- S75531** Flaring bar only. Wt. 1.0 lb.



94-SSP



193-S



195-SA

95-S 6 IN 1 SWAGING TOOL

| | | | | | | | |
|-----------------------|-------|------|------|------|------|------|------|
| Outside Tube Diameter | (in.) | 3/16 | 1/4 | 5/16 | 3/8 | 1/2 | 5/8 |
| Wall Thickness | (in.) | .028 | .035 | .035 | .035 | .035 | .035 |



95-S

INDIVIDUAL SWAGING TOOLS

| PART NO. | TUBE O.D. (in.) | WALL THICKNESS (in.) | WEIGHT (lbs.) |
|----------|-----------------|----------------------|---------------|
| 93-S-04 | 1/4 | .035 | .20 |
| 93-S-05 | 5/16 | .035 | .25 |
| 93-S-06 | 3/8 | .035 | .25 |
| 93-S-08 | 1/2 | .035 | .50 |
| 93-S-10 | 5/8 | .035 | .50 |
| 93-S-12 | 3/4 | .035 | .75 |
| 93-S-14 | 7/8 | .045 | 1.0 |

TUBE WORKING KITS

CUTTING AND FLARING KITS

Each kit contains a TC-1000 tube cutter for 1/8" to 1-1/8" O.D. tubing and a 45° or 37° flaring tool. Includes tool case.

| PART NO. | TUBE CUTTER | FLARING TOOL | RANGE OF FLARING TOOL (in.) | WEIGHT (lbs.) |
|----------|-------------|-----------------------|---|---------------|
| 120-F | TC-1000 | 375-FS (45°) | 1/8, 3/16, 1/4, 5/16, 3/8, 7/16, 1/2, 5/8, 3/4 O.D. | 2.75 |
| 122-FA | TC-1000 | 437-FB (37°) | 3/16, 1/4, 5/16, 3/8, 1/2, 5/8 O.D. | 2.75 |
| 123-FA | TC-1000 | 300-FB (45°) | 3/16, 1/4, 5/16, 3/8, 1/2, 5/8 O.D. | 2.75 |
| 124-FA | TC-1000 | 500-FC (45° Rol-Air™) | 3/16, 1/4, 5/16, 3/8, 1/2, 5/8 O.D. | 2.75 |
| 1226-FA | TC-1000 | 195-FC (45°) | 3/16, 1/4, 5/16, 3/8, 7/16, 1/2, 5/8 O.D. | 3.0 |



TUBE WORKING KITS

45° FLARING, SWAGING AND CUTTING KIT

For soft copper, aluminum, steel, stainless steel and brass tubing.

275-FSC Kit contains a TC-1000 tube cutter for 1/8" to 1-1/8" O.D. tubing and 275-FS 45° flaring and swaging tool. Includes tool case. Wt. 3.0 lbs.

Flares: 1/8", 3/16", 1/4", 5/16", 3/8", 7/16", 1/2", 5/8" and 3/4" O.D. tubing.

Swages: 3/16", 1/4", 5/16", 3/8", 1/2", 5/8" and 3/4" O.D. tubing.



275-FSC

45° DOUBLE FLARING, SWAGING AND CUTTING KIT

275-FSD Kit contains 275-FS, TC-1000, and double flaring adapters for 3/16", 1/4", 5/16", 3/8" and 1/2" O.D. tubing. Includes tool case.

FLAREPRO™ FOUR-IN-ONE FLARING & SWAGING KIT

For copper, aluminum, steel, stainless steel and other metal tubing.

2000-FS Individual size jaw sets are used for positive clamping compactness and operating convenience.

Socket head screws are provided for clamping the jaws to the yoke and feeding the tube forming components. The screws are hand turned for all free travel movement when advancing or retracting.

A hex socket and 3/8" square drive ratchet are furnished for easy operation of the threaded members under load. Tube forming components (flaring cones, double flaring adapters and swaging adapters) are retained on the feed screw by a ball detent mechanism and can be snapped on and off for quick change as required.

The tool is designed to permit hand-held or vise-mounted operation. Includes tool case. Wt. 7.0 lbs.

Flaring - 37° and 45°: Flares soft copper, brass, aluminum, steel and stainless steel in nine tube sizes: 1/8", 3/16", 1/4", 5/16", 3/8", 7/16", 1/2", 5/8" and 3/4" O.D. tubing.

Double Flaring - 45° Only: Double flares soft copper, aluminum and steel (Bundy or G.M. to .035 wall) in seven tube sizes: 3/16", 1/4", 5/16", 3/8", 1/2", 5/8" and 3/4" O.D. tubing.

Swaging: Swages soft copper, aluminum and brass in seven tube sizes: 3/16", 1/4", 5/16", 3/8", 1/2", 5/8" and 3/4" O.D. tubing.



2000-FS

Flaring

| | | | | | | | | | | |
|-----------------------|-------|------|------|------|------|------|------|------|------|------|
| Outside Tube Diameter | (in.) | 1/8 | 3/16 | 1/4 | 5/16 | 3/8 | 7/16 | 1/2 | 5/8 | 3/4 |
| Wall Thickness | (in.) | .020 | .028 | .035 | .035 | .035 | .035 | .035 | .049 | .049 |

Swaging

| | | | | | | | | |
|-----------------------|-------|------|------|------|------|------|------|------|
| Outside Tube Diameter | (in.) | 3/16 | 1/4 | 5/16 | 3/8 | 1/2 | 5/8 | 3/4 |
| Wall Thickness | (in.) | .028 | .035 | .035 | .035 | .035 | .035 | .035 |

TUBING TOOL SELECTOR

| TUBING TOOL SELECTOR | | | | TUBE MATERIAL | | | | | | | | | | | | | | | | |
|-----------------------------|----------------------------|---------------|-------------------------------|--------------------------------|--------|------------------------|------|--------|----------------------------|------|--------|-----|---|--------------------------------|-----------------------------|-----------------------------|-----------------------------------|---------------------------------------|----------------------------------|----------|
| TOOL | PART NO. | PAGE NO. | SIZE RANGE TUBE O.D. (in.) | COPPER | | | | | | | | | | ANNEALED ALUMINUM (SOFT) | ANNEALED BRASS (SOFT) | SAE 1020 STEEL (SOFT) | BRAZED- BUNDY WELD GM STEEL | STAINLESS STEEL ANNEALED (SOFT) | STAINLESS STEEL (1/8 HARD) | TITANIUM |
| | | | | ANNEALED GENERAL PURPOSE | TYPE K | | | TYPE L | | | TYPE M | | | | | | | | | |
| | | | | | SOFT | BENDING TEMPER-HARD | HARD | SOFT | BENDING TEMPER- HARD | HARD | | | | | | | | | | |
| Tube Cutters | TC-1000 | 1 | 1/8 - 1-1/8 | • | • | • | • | • | • | • | • | • | • | • | • | • | • | (1) | (1) | (1) |
| Metal Tubing | TC-1050 | 2 | 1/8 - 5/8 | • | • | • | • | • | • | • | • | • | • | • | • | • | • | | | |
| | TC-2050 | 2 | 3/16 - 7/8 | • | • | • | • | • | • | • | • | • | • | • | • | • | • | (1) | (1) | (1) |
| | TC-3050 | 2 | 1/8 - 1-1/8 | • | • | • | • | • | • | • | • | • | • | • | • | • | • | (1) | (1) | (1) |
| | 174-F | 2 | 3/8 - 1-1/8 | • | • | • | • | • | • | • | • | • | • | • | • | • | • | • | • | • |
| | 206-FB | 3 | 3/8 - 2-5/8 | • | • | • | • | • | • | • | • | • | • | • | • | • | • | • | • | • |
| | 227-FA | 1 | 1/8 - 3/4 | • | • | • | • | • | • | • | • | • | • | • | • | • | • | (1) | (1) | (1) |
| | 312-FC | 1 | 1/4 - 1-5/8 | • | • | • | • | • | • | • | • | • | • | • | • | • | • | • | • | • |
| | 406-FA | 3 | 2 - 4-1/8 | • | • | • | • | • | • | • | • | • | • | • | • | • | • | • | • | • |
| Thermoplastic | 307-FP | 4 | 1/16 - 1/2 (4) | | | | | | | | | | | | | | | | | |
| Rubber Hose | 327-FP | 4 | 1/8 - 13/16 (4) | | | | | | | | | | | | | | | | | |
| Bending Tools | 101-F | 4 | 1/4 - 5/8 | • | • | • | • | • | • | • | • | • | • | • | • | • | • | | | |
| | 102-F | 4 | 1/4 - 7/8 | • | • | • | • | • | • | • | • | • | • | • | • | • | • | | | |
| | 112-F | 4 | 1/4 - 3/8 | • | • | • | • | • | • | • | • | • | • | • | • | • | • | | | |
| | 163-F | 4 | 1/4 - 5/8 | • | • | • | • | • | • | • | • | • | • | • | • | • | • | | | |
| | 201-F | 4 | 1/4 - 7/8 | • | • | • | • | • | • | • | • | • | • | • | • | • | • | | | |
| | 260-FHA | 9 | 1/4 - 7/8 | • | • | • | • | • | • | • | • | • | • | • | • | • | • | | | |
| | 270-F | 10 | 3/8 - 1-1/8 | • | • | • | • | • | • | • | • | • | • | • | • | • | • | • | • | • |
| | 350-FHA | 9 | 1/4 - 3/4 | • | • | • | • | • | • | • | • | • | • | • | • | • | • | | | |
| | 360-FHA | 9 | 3/8 - 3/4 | • | • | • | • | • | • | • | • | • | • | • | • | • | • | | | |
| | 364-FH | 7 | 1/8 - 3/16 | • | • | • | • | • | • | • | • | • | • | • | • | • | • | • | • | • |
| | 364-FHA | 7 | 1/4 - 1 (3) | • | • | • | • | • | • | • | • | • | • | • | • | • | • | • | • | • |
| | 364-FHAM | 7 | 6 - 12 mm | • | • | • | • | • | • | • | • | • | • | • | • | • | • | • | • | • |
| | 364-FHB | 7 | 1/4 - 1/2 | • | • | • | • | • | • | • | • | • | • | • | • | • | • | • | • | • |
| | 364-FHBM | 7 | 6 - 12 mm | • | • | • | • | • | • | • | • | • | • | • | • | • | • | • | • | • |
| | 367-FH | 6 | 1/8, 3/16, 1/4 | • | • | • | • | • | • | • | • | • | • | • | • | • | • | • | • | • |
| | 368-FH | 6 | 3/16, 1/4, 5/16, 3/8 | • | • | • | • | • | • | • | • | • | • | • | • | • | • | • | • | • |
| | 370-FH | 6 | 3/16, 1/4, 3/8, 1/2 | • | • | • | • | • | • | • | • | • | • | • | • | • | • | • | • | • |
| | 470-FH | 5 | 3/16, 1/4, 5/16, 3/8 | • | • | • | • | • | • | • | • | • | • | • | • | • | • | • | • | • |
| | 564-FH | 8 | 3/8, 1/2 | • | • | • | • | • | • | • | • | • | • | • | • | • | • | • | • | • |
| | 600-F | 10 | 1/4 - 3/4 | • | • | • | • | • | • | • | • | • | • | • | • | • | • | • | • | • |
| 664-FH | 8 | 1/4, 3/8, 1/2 | • | • | • | • | • | • | • | • | • | • | • | • | • | • | • | • | • | |
| 664-FH(Metric) | 8 | 6 - 12 mm | • | • | • | • | • | • | • | • | • | • | • | • | • | • | • | • | • | |
| 37° Flaring Tool | 400-F | 13 | 3/16 - 5/8 | • | • | • | • | • | • | • | • | (2) | • | • | • | • | • | • | • | • |
| | 437-FB | 13 | 3/16 - 5/8 | • | • | • | • | • | • | • | • | (2) | • | • | • | • | • | • | • | • |
| | 447-F | 14 | 1/8 - 1/2 | • | • | • | • | • | • | • | • | (2) | • | • | • | • | • | • | • | • |
| | 507-FB | 13 | 3/16 - 5/8 | • | • | • | • | • | • | • | • | (2) | • | • | • | • | • | • | • | • |
| | 555-FS | 15 | 3/16 - 5/8 | • | • | • | • | • | • | • | • | (2) | • | • | • | • | • | • | • | • |
| | 537-F | 14 | 3/4 - 1-1/4 | • | • | • | • | • | • | • | • | (2) | • | • | • | • | • | • | • | • |
| | 637-F | 14 | 1-1/4 - 2 | • | • | • | • | • | • | • | • | (2) | • | • | • | • | • | • | • | • |
| | 2000-FS | 20 | 1/8 - 3/4 | • | • | • | • | • | • | • | • | (2) | • | • | • | • | • | • | • | • |
| 45° Flaring Tool | 103-FS | 11 | 3/4 - 1 | • | • | • | • | • | • | • | • | (2) | • | • | • | • | • | • | • | • |
| | 195-FC | 11 | 3/16 - 5/8 | • | • | • | • | • | • | • | • | (2) | • | • | • | • | • | • | • | • |
| | 203-FA | 11 | 5/8 - 1-1/8 | • | • | • | • | • | • | • | • | (2) | • | • | • | • | • | • | • | • |
| | 275-FS | 16 | 1/8 - 3/4 | • | • | • | • | • | • | • | • | (2) | • | • | • | • | • | • | • | • |
| | 275-FSM | | 4 - 22 mm | • | • | • | • | • | • | • | • | (2) | • | • | • | • | • | • | • | • |
| | 300-FB | 11 | 3/16 - 5/8 | • | • | • | • | • | • | • | • | (2) | • | • | • | • | • | • | • | • |
| | 375-FS | 11 | 1/8 - 3/4 | • | • | • | • | • | • | • | • | (2) | • | • | • | • | • | • | • | • |
| | 376-FS | | 1/2 - 3/4 | • | • | • | • | • | • | • | • | (2) | • | • | • | • | • | • | • | • |
| | 395-FAM | | 4 - 16 mm | • | • | • | • | • | • | • | • | (2) | • | • | • | • | • | • | • | • |
| | 500-FC | 11 | 3/16 - 5/8 | • | • | • | • | • | • | • | • | (2) | • | • | • | • | • | • | • | • |
| | 525-F | 12 | 3/16 - 5/8 | • | • | • | • | • | • | • | • | (2) | • | • | • | • | • | • | • | • |
| | 555-FS | 15 | 4.75 - 16 mm | • | • | • | • | • | • | • | • | (2) | • | • | • | • | • | • | • | • |
| 2000-FS | 20 | 1/8 - 3/4 | • | • | • | • | • | • | • | • | (2) | • | • | • | • | • | • | • | • | |
| 45° Double Flaring Tools | 93-FB | 12 | 3/16 - 1/2 | • | • | • | • | • | • | • | • | (2) | • | • | • | • | • | • | • | • |
| | 195-FB | | 1/4 - 3/4 | • | • | • | • | • | • | • | • | (2) | • | • | • | • | • | • | • | • |
| | 2000-FS | 20 | 3/16 - 3/4 | • | • | • | • | • | • | • | • | (2) | • | • | • | • | • | • | • | • |
| Reaming and Deburring Tools | 208-F | 23 | 3/16 - 1-1/2 | • | • | • | • | • | • | • | • | • | • | • | • | • | • | • | • | • |
| | 208-FSS | 23 | 3/16 - 1-1/2 | • | • | • | • | • | • | • | • | • | • | • | • | • | • | • | • | • |
| | 210-F | 23 | | • | • | • | • | • | • | • | • | • | • | • | • | • | • | • | • | • |
| Tube Constrictor | TC-1020 | 1 | 1/8 - 1-1/8 | • | • | • | • | • | • | • | • | • | • | • | • | • | • | • | • | |
| Swaging Tools | 93-S | 18 | 3/16 - 7/8 | • | • | • | • | • | • | • | • | • | • | • | • | • | • | • | • | • |
| | 94-SSP | 18 | 1/2, 5/8, 7/8 | • | • | • | • | • | • | • | • | • | • | • | • | • | • | • | • | • |
| | 95-S | 18 | 3/16 - 5/8 | • | • | • | • | • | • | • | • | • | • | • | • | • | • | • | • | • |
| | 193-S | 18 | 1/4 - 5/8 | • | • | • | • | • | • | • | • | • | • | • | • | • | • | • | • | • |
| | 195-SA | 18 | 1/4 - 5/8 | • | • | • | • | • | • | • | • | • | • | • | • | • | • | • | • | • |
| | 275-FS | 16 | 3/16 - 3/4 | • | • | • | • | • | • | • | • | • | • | • | • | • | • | • | • | • |
| | 555-FS | 15 | 3/16 - 5/8 | • | • | • | • | • | • | • | • | • | • | • | • | • | • | • | • | • |
| | 2000-FS | 20 | 3/16 - 3/4 | • | • | • | • | • | • | • | • | • | • | • | • | • | • | • | • | • |
| | Metric Bubble Flaring Tool | 293-F | 15 | 4.75 - 10 mm | • | • | • | • | • | • | • | • | • | • | • | • | • | • | • | • |

(1) Heavy duty cutting wheel No. S75046 is recommended for continuous service with steel, stainless steel, monel, titanium and hard temper copper tubing.
 (2) Type M tubing should be torch annealed before flaring.
 (3) No.364-FHA, 5/8" - 1" size should be used only with annealed (softened) non-ferrous tubing.
 (4) Not to be used with metal reinforced hose.

TESTING AND SERVICE TOOLS

PINCH-OFF TOOL

For 1/4" to 1/2" O.D. tubing.

Temporarily closes soft copper, aluminum or steel tubing so no liquid or gas passes sealed part. Lets you disconnect line while making repairs without loss of liquid or gas. Forming holes for 1/4", 5/16", 3/8" and 1/2" O.D. tubing.

105-FF Pinch-Off Tool for 1/4", 5/16", 3/8" and 1/2" O.D. tubing. Wt. .75 lbs.



105-FF

TUBING TEST PLUGS

For 1/4" to 1-3/8" O.D. tubing.

For temporary shut-off of tubing without pinching it off or installing a valve. Especially handy for plumbing, heating, refrigeration and instrumentation when troubleshooting for leaks. Lightweight, fast acting, dependable. Insert plug in tube end and tighten wing nut. Expander seals tube and holds pressures to 100 PSI.

142-F 3-Pc. test plug kit for 1/2", 5/8" and 7/8" O.D. tubing. Wt. .5 lbs.



140-F-06

INDIVIDUAL TEST PLUGS

| PART NO. | TUBE O.D. (in.) | MIN I.D. DIA. (in.) | MAX I.D. DIA. (in.) | WEIGHT EACH (oz.) | REPLACEMENT SLEEVE |
|----------|-----------------|---------------------|---------------------|-------------------|--------------------|
| 140-F-04 | 1/4 | .171 | .190 | .5 | S62641 |
| 140-F-06 | 3/8 | .265 | .315 | .75 | S62648 |
| 140-F-08 | 1/2 | .390 | .436 | 1.0 | S62655 |
| 140-F-10 | 5/8 | .515 | .545 | 1.5 | S62661 |
| 140-F-12 | 3/4 | .640 | .745 | 2.0 | S62666 |
| 140-F-14 | 7/8 | .734 | .995 | 3.0 | S66434 |
| 140-F-18 | 1-1/8 | .984 | 1.245 | 4.0 | S66435 |
| 140-F-22 | 1-3/8 | 1.218 | 1.270 | 4.0 | S71174 |



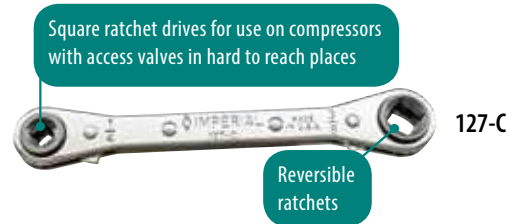
142-F

WRENCHES

WRENCHES

For Refrigeration and Air Conditioning Service.

127-C Compressor access valve wrench. Chrome plated. Has 1/4", 3/8", 3/16" and 5/16" square drive ratchets and is specially designed for use on compressors with access valves in hard to reach places. Reversible ratchets.



127-C

127-C0 Same as 127-C except with unique 25° offset that provides additional convenience in hard to reach places.



127-C0

124-C Combination wrench with the four sizes most needed for servicing air-conditioning and refrigerator equipment:

- 9/16" hex for dust cap on access valves and plug oil check on compressor.
- 1/2" hex for compressor mounting bolts.
- 1/4" square for valve stem and service valves and old style compressor valves.
- 3/16" square for valve refrigerant charging tanks.



124-C

126-C Economy compressor access valve wrench. Chrome plated. Has 1/4", 3/8", 3/16" and 5/16" square drive ratchets and is specially designed for use on compressors with access valves in hard to reach places. Reversible ratchets.



126-C

TUBE DEBURRING

DEBURRING TOOL

210-F The rotary style blade is perfect for removing burrs from holes and edges. Large ergonomic handle reduces user fatigue. Ships complete with two heavy duty blades - extra blade stores inside the handle. For copper, steel, aluminum, zinc, cast iron, brass and plastic tubing. Length 5-3/4". Wt. 1.5 oz.



210-F



S10001087 -Deburr Replacement Blade

INNER-OUTER REAMING AND DEBURRING TOOLS

For 3/16" to 1-1/2" (5 mm to 38 mm) O.D. tubing.

Reams both inside and outside edges of tube at a 60° included angle with 3 hardened cutting blades. Tough die cast body. Deburs both clockwise and counterclockwise. Fluted body is shaped to fit comfortably in palm.

208-F Reamer for copper, aluminum and brass tubing. Hardened steel cutter blades. Blue finish. Wt. .63 lbs.

208-FSS Reamer for aircraft grade stainless steel tubing, hard or soft copper, aluminum, brass and steel tubing. Tungsten hardened tool steel cutter blades. Black finish. Wt. .63 lbs.



208-F

IMPERIAL® TOOL BAG

15-POCKET PROFESSIONAL TOOL BAG

TB-52 Tool Bag

- 8"W x 16"L x 11"D.
- Double layered ballistic nylon.
- Wide opening mouth.
- Padded handles and 48" shoulder strap.
- Designed to hold tools.
- Tools not included!



TB-52

RATCHET WRENCHES

195-F KWIK-TITE® RATCHET WRENCHES

For 5/16" to 2" and 7 mm to 32 mm hex sizes.

The Kwik-Tite ratchet wrench speeds installation of tube fittings and valves, hex nuts, bolts and fasteners. This unique wrench, with its open jaw design, makes it easy to slip onto fittings and fasteners, even in tight quarters. Flips quickly into tightening position with a sure grip on all hex surfaces.

12-point contact distributes torque pressures evenly on the flats of the hex, not at the corners. Eliminates warping and distorting of fittings and fasteners. Because of the Kwik-Tite ratchet action, tightening jobs are easier and faster.

Kwik-Tite wrenches are constructed for rugged use. Jaws are hardened steel. Handles are made of heavy gauge alloy steel, with a black oxide finish.



Ratcheting of wrench requires only 30° of movement.



SAE

| PART NO. | HEX SIZE (in.) | OVERALL LENGTH (in.) |
|----------|----------------|----------------------|
| 195-F 05 | 5/16 | 5-1/2 |
| 195-F 06 | 3/8 | 5-1/2 |
| 195-F 07 | 7/16 | 5-3/8 |
| 195-F 08 | 1/2 | 5-1/2 |
| 195-F 09 | 9/16 | 7-1/4 |
| 195-F 10 | 5/8 | 7-5/32 |
| 195-F 11 | 11/16 | 7-1/4 |
| 195-F 12 | 3/4 | 7-5/16 |
| 195-F 13 | 13/16 | 9-1/8 |
| 195-F 14 | 7/8 | 9-3/32 |
| 195-F 15 | 15/16 | 9-1/4 |
| 195-F 16 | 1 | 9-9/32 |
| 195-F 17 | 1-1/16 | 13.59 |
| 195-F 18 | 1-1/8 | 13.59 |
| 195-F 19 | 1-3/16 | 13.59 |
| 195-F 20 | 1-1/4 | 13.59 |
| 195-F 22 | 1-3/8 | 13.84 |
| 195-F 24 | 1-1/2 | 13.84 |
| 195-F 26 | 1-5/8 | 13.84 |
| 195-F 28 | 1-3/4 | 14.21 |
| 195-F 32 | 2 | 14.21 |

- (1) 5/16" - 3/4" sizes have two-tone grips as shown.
- (2) 13/16" - 1" sizes do not have grips.
- (3) 1-1/16" - 2" sizes have foam grips (not shown).



METRIC

| PART NO. | HEX SIZE (mm) | OVERALL LENGTH (mm) | OVERALL LENGTH (in.) |
|-------------|---------------|---------------------|----------------------|
| 195-F 07 mm | 7 | 140.72 | 5.54 |
| 195-F 08 mm | 8 | 140.72 | 5.54 |
| 195-F 09 mm | 9 | 140.72 | 5.54 |
| 195-F 10 mm | 10 | 140.72 | 5.54 |
| 195-F 11 mm | 11 | 140.72 | 5.54 |
| 195-F 12 mm | 12 | 140.72 | 5.54 |
| 195-F 13 mm | 13 | 140.72 | 5.54 |
| 195-F 14 mm | 14 | 187.45 | 7.38 |
| 195-F 15 mm | 15 | 187.45 | 7.38 |
| 195-F 16 mm | 16 | 187.45 | 7.38 |
| 195-F 17 mm | 17 | 187.45 | 7.38 |
| 195-F 18 mm | 18 | 187.45 | 7.38 |
| 195-F 19 mm | 19 | 187.45 | 7.38 |
| 195-F 21 mm | 21 | 237.50 | 9.35 |
| 195-F 22 mm | 22 | 237.50 | 9.35 |
| 195-F 24 mm | 24 | 237.50 | 9.35 |
| 195-F 27 mm | 27 | 345.19 | 13.59 |
| 195-F 30 mm | 30 | 345.19 | 13.59 |
| 195-F 32 mm | 32 | 345.19 | 13.59 |

- (1) 7 mm - 19 mm sizes have two-tone grips as shown.
- (2) 21 mm - 24 mm sizes do not have grips.
- (3) 27 mm - 32 mm sizes have foam grips (not shown).



KWIK-TITE® RATCHET WRENCH KITS

| PART NO. | DESCRIPTION | WEIGHT (lbs.) |
|---------------|---|---------------|
| 195-4STDS KIT | 4-Pc. SAE kit for refrigeration. Contains 5/8", 13/16", 15/16", and 1-1/16" wrenches in pouch. (Not shown). | 2.3 |
| 195-5STDM KIT | 5-Pc. metric kit. Contains 10 mm, 11 mm, 12 mm, 13 mm and 14 mm wrenches in pouch. | 2 |
| 195-7STDS KIT | 7-Pc. SAE kit. Contains 3/8", 7/16", 1/2", 9/16", 5/8", 11/16" and 3/4" wrenches in pouch. | 2.5 |

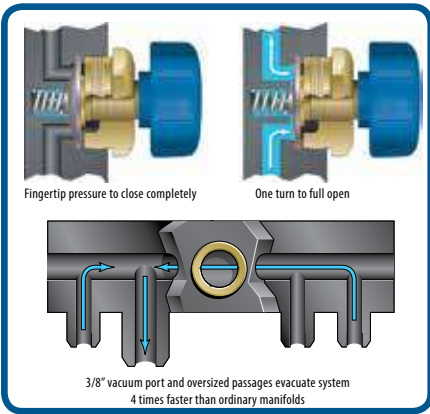
SERVICE MANIFOLDS

600 SERIES 4-VALVE MANIFOLD

- **4-Valve Efficiency** - Vacuum, low side, high side, and refrigerant lines are individually connected and controlled. No need to switch charging lines.
- **4 Times Faster Evacuation** - 3/8" vacuum port and oversize internal passages evacuate systems four times faster than ordinary manifolds. 3/8" port has greater area than combined inlets of high and low side lines.
- **Deep Vacuum Valve Design** - Proven diaphragm-type, soft-seat valves require only fingertip pressure to close completely. One turn to full open/close. Superior for deep vacuum service.
- **Precision Gauges & Protective Boots** - Unique design with easy to read color-coded scales provides superior resistance to shock, vibration and pulsation for superior performance and extended gauge life.
- **PolarShield® Hi-Performance Hoses** - 800 PSI working pressure, 4,000 PSI burst pressure (not all models include hose).
- **Ergonomic Handles** - Durable, soft-touch non-slip surface, even with oily fingers.
- **Swivel Hanger**

See Manifolds Reference Guide on pages 30-32 for complete list of available configurations.

DIAPHRAGM TYPE SOFT SEAT VALVES



800 SERIES DEEP DRAW 4-VALVE MANIFOLD


To keep on air-conditioning system moisture and contaminant-free, today's modern refrigerants, such as R-410A, require the technician to pull a low vacuum and hold it for longer periods of time when performing evacuations. The 800 series manifold, with its proprietary new design, is guaranteed to bounce back and maintain its peak efficiency at extreme operating pressures.

- **Unique Deep Draw Vacuum Valve Design** - Proven diaphragm-type, soft-seat valves require only fingertip pressure to close completely. One turn to full open/close. Superior for deep vacuum service.

Gauge boots are standard on 4-valve manifolds

Non-flutter gauges with high-visibility faceplate


Larger knobs with soft-touch grip surface



600 Series

Proprietary new diaphragm design

The 800 Series includes all the above features of the 600 Series




SERVICE MANIFOLDS

700 SERIES KWIK-CHARGER™ MANIFOLD

Charging the system is faster and easier than ever using Imperial® manifolds with built-in liquid low side charger.


- **Dual Action Valve** - Operates as a conventional manifold, or engage the special control valve and the manifold accepts liquid refrigerant from cylinder and discharges into the low side of the system. Charging rate is up to eight times faster than vapor charging.
- **Safe** - Internal metering element reduces liquid flow to a level below capacity of the compressor. Assures a safe, fast charge without endangering the compressor.
- **All-In-One** - No connecting or disconnecting special adapters for charging new blended refrigerants.
- **No Pressure Drop-In Cylinder** - No need to heat refrigerant cylinder.
- **Works With All Refrigerants** - CFC, HFC, HCFC, Zeotropic and Azeotropic.
- **Filters In All Manifold Port Fittings** - To keep out particulate material that may be present during recovery or reclaim or in recovered refrigerant. Filters are easily serviceable.
- **Deep Vacuum Valve Design** - Proven diaphragm-type, soft-seat valves require only fingertip pressure to close completely. One turn to full open/close. Superior for deep vacuum service.
- **Precision Gauges & Protective Boots** - Unique gauges provide superior resistance to shock, vibration & pulsation for accurate performance and extended gauge life.
- **PolarShield® Hi-Performance Hoses**  - 800 PSI working pressure, 4,000 PSI burst pressure (not all models include hose).
- **Ergonomic Handles** - Durable, soft-touch non-slip surface, even with oily fingers.
- **Swivel Hanger**

See Manifolds Reference Guide on pages 30-32 for complete list of available configurations.




SERVICE MANIFOLDS

510 SERIES 2-VALVE / 4-PORT R-410A MANIFOLDS


- **Auxiliary Valve Port** - Allows multiple hookups for vacuum gauge, vacuum pump, recovery unit and add-ons.
- **Dual O-Ring Seal** - For high-pressure valve use. Electroless nickel plate stem to reduce wear and gauling.
- **Precision Gauges & Protective Boots** - Unique design with easy to read color-coded scales provides superior resistance to shock, vibration & pulsation for superior performance and extended gauge life.
- **PolarShield® Hi-Performance Hoses**  - 800 PSI working pressure, 4,000 PSI burst pressure (not all models include hose).
- **Ergonomic Handles** - Durable, soft-touch non-slip surface, even with oily fingers.
- **Swivel Hanger**

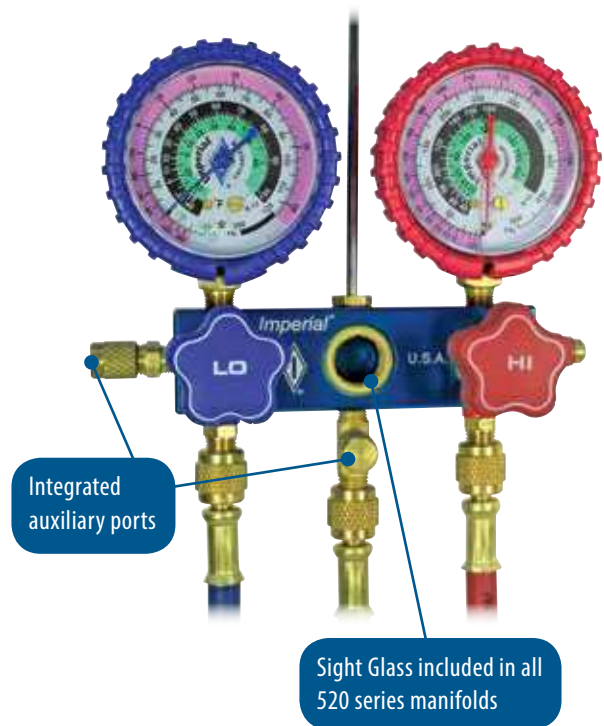
See Manifolds Reference Guide on pages 30-32 for complete list of available configurations.



Auxiliary valve port

520 SERIES 2-VALVE / 4- OR 5-PORT MANIFOLDS

- **Two Integrated Auxiliary Ports** - Provide additional hookups for use with a micron (vacuum) gauge, vacuum pump, adding tracer dye, adding oil, purging non-condensables.
- **Deep Vacuum Valve Design** - Proven diaphragm-type, soft-seat valves require only fingertip pressure to close completely. One turn to full open/close. Superior for deep vacuum service.
- **Precision Gauges & Protective Boots** - Unique design with easy to read color-coded scales provides superior resistance to shock, vibration and pulsation for superior performance and extended gauge life.
- **Ergonomic Handles** - Durable, soft-touch non-slip surface, even with oily fingers.
- **PolarShield® Hi-Performance Hoses**  - 800 PSI working pressure, 4,000 PSI burst pressure (not all models include hose).
- **Swivel Hanger**




Integrated auxiliary ports

Sight Glass included in all 520 series manifolds

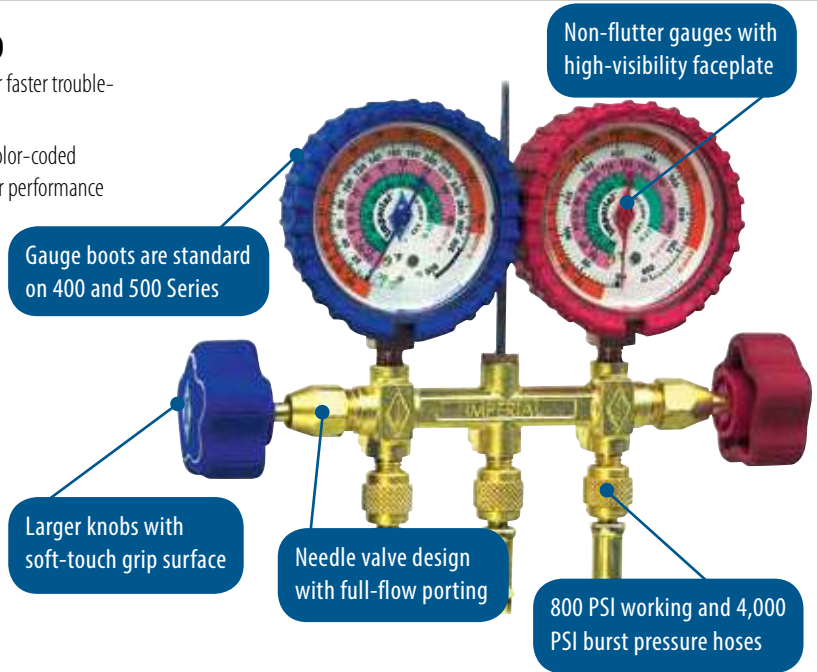
SERVICE MANIFOLDS

400 SERIES DELUXE 2-VALVE BRASS MANIFOLD

- **Dual O-Ring Valves** - Precision engineered with dynamic full-flow design for faster trouble-free evacuation and charging.
- **Precision Gauges & Protective Boots** - Unique design with easy to read color-coded scales provides superior resistance to shock, vibration and pulsation for superior performance and extended gauge life.
- **Soft-Seat Valves** - Seat tightly with fingertip pressure.
- **PolarShield® Hi-Performance Hoses**  - 800 PSI working pressure, 4,000 PSI burst pressure (not all models include hose).
- **Ergonomic Handles** - Durable, soft-touch non-slip surface, even with oily fingers.
- **Swivel Hanger**



Built-in hose hangers on back of manifold



Gauge boots are standard on 400 and 500 Series

Larger knobs with soft-touch grip surface

Needle valve design with full-flow porting


Non-flutter gauges with high-visibility faceplate

800 PSI working and 4,000 PSI burst pressure hoses


See Manifolds Reference Guide on pages 30-32 for complete list of available configurations.

300 SERIES ECONOMY BRASS MANIFOLDS

- **Soft Seat Valve** - Brass stem with long wearing soft tip seats tightly, with fingertip pressure.
- **Precision Gauges** - Unique design with easy to read color-coded scales provides superior resistance to shock, vibration & pulsation for superior performance and extended gauge life.
- **Premium Hose** - 600 PSI working pressure, 3,000 PSI burst pressure (not all models include hose).
- **Ergonomic Handles** - Durable, soft-touch non-slip surface, even with oily fingers.
- **Dual O-Ring Seal Valves**
- **Swivel Hanger**



Side view cutaway dual o-ring valve with full flow porting



Needle valve design with full-flow porting

600 PSI working and 3,000 PSI burst pressure hose

Non-flutter gauges with high-visibility faceplate

Larger knobs with soft-touch grip surface

SINGLE GAUGE CHARGING AND TESTING UNIT

A compact, single gauge unit which will perform a variety of charging and testing operations. Body is forged brass, with 1/4" SAE port flare connections.

- **Soft-Seat Valve** - Brass stem with long wearing soft tip seats tightly, with fingertip pressure.
- **Ergonomic Handle** - Durable, soft-touch non-slip surface, even with oily fingers.
- **Swivel Hanger**


466-C Charging and Testing Unit with 425-CB, 2-1/2" compound gauge. 0 -30" vacuum, 0-120 lbs. pressure.




466-C

AUTOMOTIVE SERVICE MANIFOLDS & ACCESSORIES

520 SERIES 2-VALVE 4-PORT SERVICE MANIFOLDS

- **Deep Vacuum Valve Design** - Proven diaphragm-type, soft-seat valves require only fingertip pressure to close completely. One turn to full open/close. Superior for deep vacuum service.
- **Precision Gauges & Protective Boots** - Unique design with easy to read color-coded scales provides superior resistance to shock, vibration and pulsation for superior performance and extended gauge life.
- **PolarShield® Hi-Performance Hoses**  - 800 PSI working pressure, 4,000 PSI burst pressure (not all models include hose).
- **Ergonomic Handles** - Durable, soft-touch non-slip surface, even with oily fingers.
- **Swivel Hanger**

See Manifolds Reference Guide on pages 30-32 for complete list of available configurations.



AUTOMOTIVE HIGH SIDE 1/4" CONVERSION ADAPTER

- 20-A** High side adapter. Converts 3/16" system access valve to 1/4" access valve for use with standard 1/4" charging hose.




PREMIUM R-134a HI-FLOW AUTO SERVICE COUPLERS

14 mm thread connection. Quick connect/disconnect valve actuation eliminates venting. Color-coded knobs for high/low connections.

- Integral safety sleeve prevents accidental refrigerant venting under all operating conditions.
- Provides maximum flow without damaging service port.
- Meets current SAE-J639 specifications.

- 21-L** Low side service coupler.
21-H High side service coupler.



SERVICE MANIFOLDS REFERENCE GUIDE

| PART NO. | REFRIGERANT | GAUGE CALIBRATION** | | | | | TEMP | | CHARGING LINES (BV = Low Loss Ball Valve Shut-Off) | MANIFOLD PORT CONNECTIONS |
|--|------------------------|---------------------|-----|--------------------|-----|-----|------|----|---|------------------------------|
| | | PSI | BAR | Kg/cm ² | kPa | MPa | °F | °C | | |
| 800 SERIES DEEP DRAW 4-VALVE MANIFOLD | | | | | | | | | | |
| R-12, R-22, R-502 | | | | | | | | | | |
| 820-C | R-12, R-22, R-502 | ● | | | | | ● | | | 1/4" & 3/8" SAE |
| 820-CS* (w/Sight Glass) | R-12, R-22, R-502 | ● | | | | | ● | | | 1/4" & 3/8" SAE |
| 821-C* | R-12, R-22, R-502 | ● | | | | | ● | | 4-60" (3/8" VAC) | 1/4" & 3/8" SAE |
| 821-CS* (w/Sight Glass) | R-12, R-22, R-502 | ● | | | | | ● | | 4-60" (3/8" VAC) | 1/4" & 3/8" SAE |
| 829-C* | R-12, R-22, R-502 | ● | | | | | ● | | 3-60" w/Low Loss Fittings, 1-60" 3/8" VAC Line | 1/4" & 3/8" SAE |
| R-134a | | | | | | | | | | |
| 830-CKP* | R-134a | ● | | | ● | | ● | ● | | 1/4" & 3/8" SAE |
| 830-CKPS* (w/Sight Glass) | R-134a | ● | | | ● | | ● | ● | | 1/4" & 3/8" SAE |
| 831-CKP* | R-134a | ● | | | ● | | ● | ● | 4-60" (3/8" VAC) | 1/4" & 3/8" SAE |
| 831-CKPS* (w/Sight Glass) | R-134a | ● | | | ● | | ● | ● | 4-60" (3/8" VAC) | 1/4" & 3/8" SAE |
| R-410A | | | | | | | | | | |
| 840-C* | R-410A | ● | | | ● | | ● | ● | | 1/4" & 3/8" SAE |
| 840-CKPSC † (w/Sight Glass) | R-410A | ● | | | ● | | ● | ● | | 5/16" & 3/8" SAE |
| 841-C* | R-410A | ● | | | ● | | ● | ● | 4-60" (3/8" VAC) | 1/4" & 3/8" SAE |
| 841-CKPSC † (w/Sight Glass) | R-410A | ● | | | ● | | ● | ● | 4-60" (B, R, Y 5/16"; 3/8" VAC) | 5/16" & 3/8" SAE |
| 841-CM | R-410A | ● | | | ● | | ● | ● | 4-60" (B, R 1/4" x 5/16"; Y 1/4" x 1/4"; 3/8" VAC) | 1/4" & 3/8" SAE |
| 842-C* | R-410A | ● | | | ● | | ● | ● | 3-60" w/BV, 1-60" 3/8" VAC Line | 1/4" & 3/8" SAE |
| NEW 870-CSC (w/Sight Glass & 80mm Gauges) | R-410A | ● | | | ● | | ● | ● | | 1/4" & 3/8" SAE |
| NEW 871-CSC (w/Sight Glass & 80mm Gauges) | R-410A | ● | | | ● | | ● | ● | 4-60" (3/8" VAC) | 1/4" & 3/8" SAE |
| NEW 872-CSC (w/Sight Glass & 80mm Gauges) | R-410A | ● | | | ● | | ● | ● | 3-60" w/BV, 1-60" 3/8" VAC Line | 1/4" & 3/8" SAE |
| R-22, R-134a, R-404A | | | | | | | | | | |
| NEW 843-CS (w/Sight Glass) | R-22, R134a, R-404A | ● | | | | | ● | | 4-60" (3/8" VAC) | 1/4" & 3/8" SAE |
| NEW 860-CSC (w/Sight Glass & 80mm Gauges) | R-22, R134a, R-404A | ● | | | | | ● | | | 1/4" & 3/8" SAE |
| NEW 864-CSC (w/Sight Glass & 80mm Gauges) | R-22, R134a, R-404A | ● | | | | | ● | | 4-60" (3/8" VAC) | 1/4" & 3/8" SAE |
| NEW 880-CKPSC (w/Sight Glass) | R-22, R134a, R-404A | ● | | | ● | | ● | | | |
| R-410A, R-22, R-404A | | | | | | | | | | |
| 835-CSC (w/Sight Glass & 80mm Gauges) | R-410A, R-22, R-404A | ● | | | | | ● | | | 1/4" & 3/8" SAE |
| 836-CSC (w/Sight Glass & 80mm Gauges) | R-410A, R-22, R-404A | ● | | | | | ● | | 4-60" (3/8" VAC) | 1/4" & 3/8" SAE |
| 837-CSC (w/Sight Glass & 80mm Gauges) | R-410A, R-22, R-404A | ● | | | | | ● | | 3-60" w/BV, 1-60" 3/8" VAC Line | 1/4" & 3/8" SAE |
| 844-CC † | R-410A, R-22, R-404A | ● | | | | | ● | | 4-60" (3/8" VAC) | 1/4" & 3/8" SAE |
| 844-CS* (w/Sight Glass) | R-410A, R-22, R-404A | ● | | | | | ● | | 4-60" (3/8" VAC) | 1/4" & 3/8" SAE |
| 845-C* | R-410A, R-22, R-404A | ● | | | | | ● | | | 1/4" & 3/8" SAE |
| 846-C* | R-410A, R-22, R-404A | ● | | | | | ● | | 3-60" w/BV, 1-60" 3/8" VAC Line | 1/4" & 3/8" SAE |
| 846-CS (w/Sight Glass) | R-410A, R-22, R-404A | ● | | | | | ● | | 3-60" w/BV, 1-60" 3/8" VAC Line | 1/4" & 3/8" SAE |
| R-404A, R-507, R-134a | | | | | | | | | | |
| 850-C* | R-404A, R-507, R-134a | ● | | | | | ● | | | 1/4" & 3/8" SAE |
| 851-C* | R-404A, R-507, R-134a | ● | | | | | ● | | 4-60" (3/8" VAC) | 1/4" & 3/8" SAE |
| 852-C* | R-404A, R-507, R-134a | ● | | | | | ● | | 3-60" w/Low Loss Fittings, 1-60" 3/8" VAC Line | 1/4" & 3/8" SAE |
| R-410A, R-22, R-407C | | | | | | | | | | |
| NEW 862-CSC (w/Sight Glass & 80mm Gauges) | R-410A, R-22, R-407C | ● | | | | | ● | | 3-60" w/BV, 1-60" 3/8" VAC Line | 1/4" & 3/8" SAE |
| NEW 865-CSC (w/Sight Glass & 80mm Gauges) | R-410A, R-22, R-407C | ● | | | | | ● | | | 1/4" & 3/8" SAE |
| NEW 866-CSC (w/Sight Glass & 80mm Gauges) | R-410A, R-22, R-407C | ● | | | | | ● | | 4-60" (3/8" VAC) | 1/4" & 3/8" SAE |
| 700 SERIES KWIK-CHARGER™ MANIFOLD | | | | | | | | | | |
| R-410A, R-22, R-404A | | | | | | | | | | |
| 715-CC † | R-410A, R-22, R-404A | ● | | | | | ● | | | 1/4" SAE |
| 717-CC † | R-410A, R-22, R-404A | ● | | | | | ● | | 3-60" | 1/4" SAE |
| 718-CC † | R-410A, R-22, R-404A | ● | | | | | ● | | 3-60" w/BV | 1/4" SAE |
| R-12, R-22, R-502 | | | | | | | | | | |
| 720-CC † | R-12, R-22, R-502 | ● | | | | | ● | | | 1/4" SAE |
| 721-CC † | R-12, R-22, R-502 | ● | | | | | ● | | 3-60" | 1/4" SAE |
| 725-CC † | R-12, R-22, R-502 | ● | | | | | ● | | 3-60" w/BV | 1/4" SAE |
| R-22, R-407C, R-410A | | | | | | | | | | |
| 726-CC † | R-22, R-407C, R-410A | ● | | | | | ● | | 5-36" (B, R, Y 1/4" x 1/4"; B, R 1/4" x 5/16") | 1/4" SAE |
| R-404A, R-407C, R-134a | | | | | | | | | | |
| 740-CBC † | R-404A, R-407C, R-134a | ● | ● | | | | ● | | | 1/4" SAE |
| 741-CBC † | R-404A, R-407C, R-134a | ● | ● | | | | ● | | 3-60" | 1/4" SAE |
| R-404A, R-507, R-134a | | | | | | | | | | |
| 750-CC † | R-404A, R-507, R-134a | ● | | | | | ● | | | 1/4" SAE |
| 751-CC † | R-404A, R-507, R-134a | ● | | | | | ● | | 3-60" | 1/4" SAE |
| 755-CC † | R-404A, R-507, R-134a | ● | | | | | ● | | 3-60" w/BV | 1/4" SAE |
| R-410A | | | | | | | | | | |
| 745-CBC † | R-410A | ● | ● | | | | ● | | | 1/4" SAE |
| 745-CKPC † | R-410A | ● | | | ● | | ● | ● | 3-60" (1/4" x 5/16") | 1/4" SAE |
| R-22, R-404A, R-507 | | | | | | | | | | |
| 762-CKPC † | R-22, R-404A, R-507 | ● | | | ● | | ● | | 3-60" | 1/4" SAE |
| 600 SERIES 4-VALVE MANIFOLD | | | | | | | | | | |
| R-12, R-22, R-502 | | | | | | | | | | |
| 620-CC † | R-12, R-22, R-502 | ● | | | | | ● | | | 1/4" & 3/8" SAE |
| 620-CB | R-12, R-22, R-502 | ● | ● | | | | ● | | | 1/4" & 3/8" SAE |
| 620-CKP | R-12, R-22, R-502 | ● | | | ● | | ● | | | 1/4" & 3/8" SAE |
| 620-CS* (w/Sight Glass) | R-12, R-22, R-502 | ● | | | | | ● | | | 1/4" & 3/8" SAE |
| 621-C* | R-12, R-22, R-502 | ● | | | | | ● | | 4-60" (3/8" VAC) | 1/4" & 3/8" SAE |
| 621-C-6 | R-12, R-22, R-502 | ● | | | | | ● | | 4-72" (3/8" VAC) | 1/4" & 3/8" SAE |

* Add "C" suffix for clamshell packaging. † Clamshell packaging only. ** All gauges available with MPa, kPa, Bar, etc.

SERVICE MANIFOLDS REFERENCE GUIDE

| PART NO. | REFRIGERANT | GAUGE CALIBRATION** | | | | | TEMP | | CHARGING LINES <small>(BV = Low Loss Ball Valve Shut-Off)</small> | MANIFOLD PORT CONNECTIONS |
|---|------------------------|---------------------|-----|--------------------|-----|-----|------|----|--|------------------------------|
| | | PSI | BAR | Kg/cm ² | kPa | MPa | °F | °C | | |
| 600 SERIES 4-VALVE MANIFOLD (CONT.) | | | | | | | | | | |
| R-12, R-22, R-502 | | | | | | | | | | |
| 621-CD* | R-12, R-22, R-502 | ● | | ● | | | ● | | 4-60" (3/8" VAC) | 1/4" & 3/8" SAE |
| 621-CK* | R-12, R-22, R-502 | | | | ● | | | ● | 4-60" (3/8" VAC) | 1/4" & 3/8" SAE |
| 621-CKP* | R-12, R-22, R-502 | ● | | | ● | | | ● | 4-60" (3/8" VAC) | 1/4" & 3/8" SAE |
| 621-CM* | R-12, R-22, R-502 | | | ● | | | | ● | 4-60" (3/8" VAC) | 1/4" & 3/8" SAE |
| 621-CS* (w/Sight Glass) | R-12, R-22, R-502 | ● | | | | | ● | | 4-60" (3/8" VAC) | 1/4" & 3/8" SAE |
| 629-C* | R-12, R-22, R-502 | ● | | | | | ● | | 3-60" w/Low Loss Fittings, 1-60" 3/8" VAC Line | 1/4" & 3/8" SAE |
| R-22, R-407C, R-410A | | | | | | | | | | |
| 626-CSC † | R-22, R-407C, R-410A | ● | | | | | ● | | 6-36" (B, R, Y 1/4" x 1/4"; B, R 1/4" x 5/16"; 3/8" VAC) | 1/4" & 3/8" SAE |
| R-134a | | | | | | | | | | |
| 630-CKP* | R-134a | ● | | | ● | | ● | ● | | 1/4" & 3/8" SAE |
| 630-CKPS* (w/Sight Glass) | R-134a | ● | | | ● | | ● | ● | | 1/4" & 3/8" SAE |
| 631-CKP* | R-134a | ● | | | ● | | ● | ● | 4-60" (3/8" VAC) | 1/4" & 3/8" SAE |
| 631-CKP-6 | R-134a | ● | | | ● | | ● | ● | 4-72" (3/8" VAC) | 1/4" & 3/8" SAE |
| 631-CKPS* (w/Sight Glass) | R-134a | ● | | | ● | | ● | ● | 4-60" (3/8" VAC) | 1/4" & 3/8" SAE |
| R-410A | | | | | | | | | | |
| 640-C* | R-410A | ● | | | ● | | ● | ● | | 1/4" & 3/8" SAE |
| 640-CB | R-410A | ● | ● | | | | | | | 1/4" & 3/8" SAE |
| 641-CC † | R-410A | ● | | | ● | | ● | ● | 4-60" (3/8" VAC) | 1/4" & 3/8" SAE |
| 641-CM | R-410A | ● | | | ● | | ● | ● | 4-60" (B, R 1/4" x 5/16"; Y 1/4" x 1/4"; 3/8" VAC) | 1/4" & 3/8" SAE |
| 642-C* | R-410A | ● | | | ● | | ● | ● | 3-60" w/BV, 1-60" 3/8" VAC Line | 1/4" & 3/8" SAE |
| R-410A, R-22, R-404A | | | | | | | | | | |
| 644-C* | R-410A, R-22, R-404A | ● | | | | | ● | | 4-60" (3/8" VAC) | 1/4" & 3/8" SAE |
| 644-CS* (w/Sight Glass) | R-410A, R-22, R-404A | ● | | | | | ● | | 4-60" (3/8" VAC) | 1/4" & 3/8" SAE |
| 645-C* | R-410A, R-22, R-404A | ● | | | | | ● | | | 1/4" & 3/8" SAE |
| 646-C* | R-410A, R-22, R-404A | ● | | | | | ● | | 3-60" w/BV, 1-60" 3/8" VAC Line | 1/4" & 3/8" SAE |
| R-404A, R-407C, R-134a | | | | | | | | | | |
| 660-CB | R-404A, R-407C, R-134a | ● | ● | | | | | ● | | 1/4" & 3/8" SAE |
| R-404A, R-507, R-134a | | | | | | | | | | |
| 650-C* | R-404A, R-507, R-134a | ● | | | | | ● | | | 1/4" & 3/8" SAE |
| 651-C* | R-404A, R-507, R-134a | ● | | | | | ● | | 4-60" (3/8" VAC) | 1/4" & 3/8" SAE |
| 651-CKPSC † (w/Sight Glass) | R-404A, R-507, R-134a | | | ● | ● | | | ● | 4-60" (3/8" VAC) | 1/4" & 3/8" SAE |
| 652-C* | R-404A, R-507, R-134a | ● | | | | | ● | | 3-60" w/Low Loss Fittings, 1-60" 3/8" VAC Line | 1/4" & 3/8" SAE |
| R-22, R-134a, R-404A | | | | | | | | | | |
| 680-CKPSC † (w/Sight Glass) | R-22, R-134a, R-404A | ● | | | ● | | | ● | | 1/4" & 3/8" SAE |
| 681-CKPSC † (w/Sight Glass) | R-22, R-134a, R-404A | ● | | | ● | | | ● | 4-60" (3/8" VAC) | 1/4" & 3/8" SAE |
| 520 SERIES 2-VALVE 4- OR 5-PORT MANIFOLD | | | | | | | | | | |
| R-134a, R-12 | | | | | | | | | | |
| 520-CA* (w/Sight Glass) | R-134a, R-12 | ● | | | | | ● | | | 1/4" SAE |
| 520-CAM (w/Sight Glass) | R-134a, R-12 | | | ● | ● | | | ● | | 1/4" SAE |
| R-12, R-22, R-502 | | | | | | | | | | |
| 520-C* (w/Sight Glass) | R-12, R-22, R-502 | ● | | | | | ● | | | 1/4" SAE |
| 521-C (w/Sight Glass) | R-12, R-22, R-502 | ● | | | ● | | ● | | 3-60" | 1/4" SAE |
| 523-C (w/Sight Glass) | R-12, R-22, R-502 | ● | | | | | ● | | 3-36" | 1/4" SAE |
| R-404A, R-407C, R-134a | | | | | | | | | | |
| 560-CB (w/Sight Glass) | R-404A, R-407C, R-134a | ● | ● | | | | | ● | | 1/4" SAE |
| R-22, R-407C, R-410A | | | | | | | | | | |
| 566-CC † | R-22, R-407C, R-410A | ● | | | | | ● | | 5-36" (B, R, Y 1/4" x 1/4"; B, R 1/4" x 5/16") | 1/4" SAE |
| R-404A, R-507, R-134a | | | | | | | | | | |
| 525-CKPC † (w/Sight Glass) | R-404A, R-507, R-134a | | | ● | ● | | | ● | 3-36" | 1/4" SAE |
| R-22, R-134a, R-404A | | | | | | | | | | |
| 580-CKPSC † (w/Sight Glass) | R-22, R-134a, R-404A | ● | | | ● | | | ● | | 1/4" SAE |
| 581-CKPSC † (w/Sight Glass) | R-22, R-134a, R-404A | ● | | | ● | | | ● | 3-60" | 1/4" SAE |
| 510 SERIES 2-VALVE 4-PORT MANIFOLD | | | | | | | | | | |
| R-32, R-410A | | | | | | | | | | |
| NEW 516-CC | R-32, R-410A | ● | | | ● | | | ● | 3-36" (5/16" x 5/16") | 5/16" SAE |
| R-410A | | | | | | | | | | |
| 510-C* | R-410A | ● | | | ● | | ● | ● | | 1/4" SAE |
| 510-CM* | R-410A | | | | | ● | ● | ● | | 1/4" SAE |
| 511-C* | R-410A | ● | | | ● | | ● | ● | 3-60" | 1/4" SAE |
| 511-CM* | R-410A | | | | | ● | ● | ● | 3-60" | 1/4" SAE |
| 512-C* | R-410A | ● | | | ● | | ● | ● | 3-60" w/BV | 1/4" SAE |
| 513-C* | R-410A | ● | | | ● | | ● | ● | | 5/16" SAE |
| 514-CC † | R-410A | ● | | | ● | | ● | ● | 3-36" (5/16" x 5/16") | 5/16" SAE |
| 515-C* | R-410A | ● | | | ● | | ● | ● | 3-60" (5/16" x 5/16") | 5/16" SAE |
| 522-CC † | R-410A | ● | | | ● | | ● | ● | 3-60" (B, R 1/4" x 5/16" w/BV; Y 1/4" x 1/4") | 1/4" SAE |
| 540-CB | R-410A | ● | ● | | | | | ● | | 1/4" SAE |
| 570-CKPC † (w/Sight Glass) | R-410A | ● | | | ● | | ● | ● | | 5/16" SAE |
| 572-CKPC † (w/Sight Glass) | R-410A | ● | | | ● | | ● | ● | 3-60" (5/16" x 5/16") | 5/16" SAE |
| R-410A, R-22, R-407C | | | | | | | | | | |
| 582-CKPC † (w/Sight Glass) | R-410A, R-22, R-407C | ● | | | ● | | | ● | 3-36" (1/4" x 5/16") | 1/4" SAE |

* Add "C" suffix for clamshell packaging. † Clamshell packaging only. **All gauges available with MPa, kPa, Bar, etc.

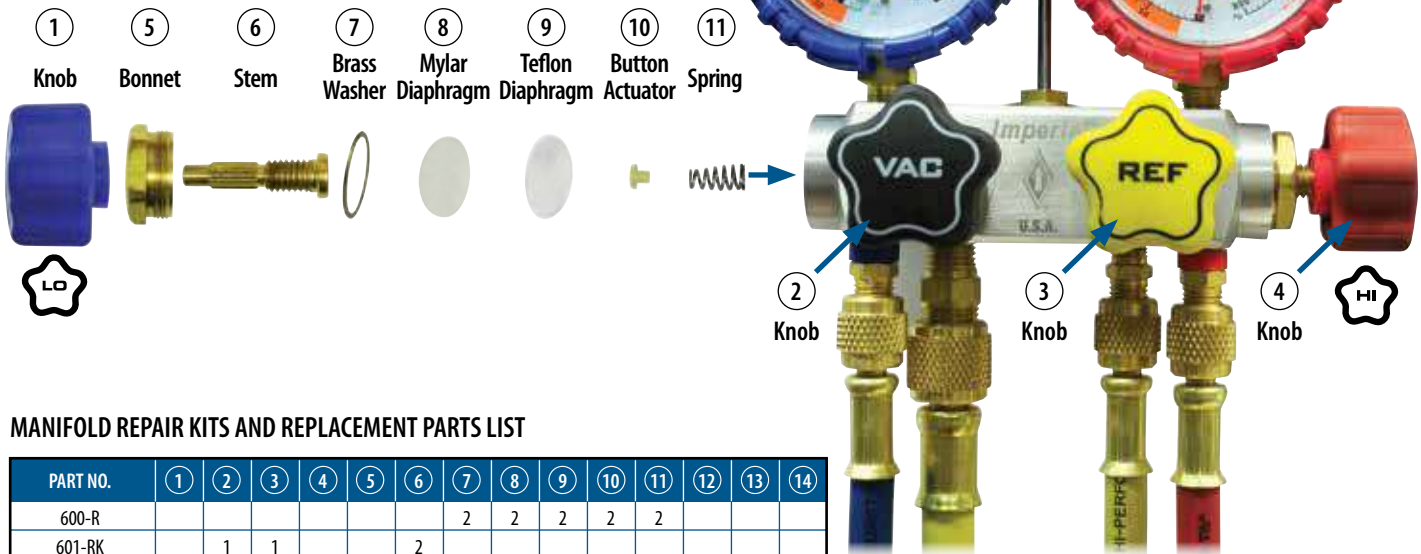
SERVICE MANIFOLDS REFERENCE GUIDE

| PART NO. | REFRIGERANT | GAUGE CALIBRATION** | | | | | TEMP | | CHARGING LINES (BV = Low Loss Ball Valve Shut-Off) | MANIFOLD PORT CONNECTIONS |
|---|---|---------------------|-----|--------------------|-----|-----|------|----|--|------------------------------|
| | | PSI | BAR | Kg/cm ² | kPa | MPa | °F | °C | | |
| 400 & 500 SERIES DELUXE 2-VALVE BRASS MANIFOLD | | | | | | | | | | |
| R-410A | | | | | | | | | | |
| 415-C* | R-410A | ● | | | ● | | ● | ● | | 1/4" SAE |
| 416-C* | R-410A | ● | | | ● | | ● | ● | 3-36" | 1/4" SAE |
| 417-C* | R-410A | ● | | | ● | | ● | ● | 3-60" | 1/4" SAE |
| 417-C-6 | R-410A | ● | | | ● | | ● | ● | 3-72" | 1/4" SAE |
| 418-CC † | R-410A | ● | | | ● | | ● | ● | 3-60" w/BV | 1/4" SAE |
| 419-C | R-410A | ● | | | ● | | ● | ● | 2-36" w/BV (B, R 1/4" x 5/16"); 1-60" / BV (Y 1/4" x 1/4") | 1/4" SAE |
| 454-C | R-410A | ● | | | ● | | ● | ● | 3-36" (B, R 1/4" x 5/16"; Y 1/4" x 1/4") | 1/4" SAE |
| 455-C | R-410A | ● | | | ● | | ● | ● | 3-36" w/BV (B, R 1/4" x 5/16"; Y 1/4" x 1/4") | 1/4" SAE |
| 456-C | R-410A | ● | | | ● | | ● | ● | 3-60" (B, R 1/4" x 5/16"; Y 1/4" x 1/4") | 1/4" SAE |
| R-410A, R-22, R-404A | | | | | | | | | | |
| 420-C* | R-410A, R-22, R-404A | ● | | | | | ● | | | 1/4" SAE |
| 421-C* | R-410A, R-22, R-404A | ● | | | | | ● | | 3-60" | 1/4" SAE |
| 421-CM | R-410A, R-22, R-404A | ● | | | | | ● | | 3-60" (B, R 1/4" x 5/16"; Y 1/4" x 1/4") | 1/4" SAE |
| 422-C* | R-410A, R-22, R-404A | ● | | | | | ● | | 3-60" w/BV | 1/4" SAE |
| R-134a | | | | | | | | | | |
| 435-CKP | R-134a | ● | | | ● | | ● | ● | | 1/4" SAE |
| 436-CKP* | R-134a | ● | | | ● | | ● | ● | 3-36" | 1/4" SAE |
| R-22, R-134a, R-404A | | | | | | | | | | |
| 443-C | R-22, R-134a, R-404A | ● | | | | | ● | | 3-60" | 1/4" SAE |
| R-404A, R-507, 134a | | | | | | | | | | |
| 450-C* | R-404A, R-507, R-134a | ● | | | | | ● | | | 1/4" SAE |
| 450-CM | R-404A, R-507, R-134a | ● | | ● | ● | | ● | ● | | 1/4" SAE |
| 451-C* | R-404A, R-507, R-134a | ● | | | | | ● | | 3-36" | 1/4" SAE |
| 451-CM* | R-404A, R-507, R-134a | ● | | ● | ● | | ● | ● | 3-36" | 1/4" SAE |
| 452-C* | R-404A, R-507, R-134a | ● | | | | | ● | | 3-60" | 1/4" SAE |
| 452-C-6 | R-404A, R-507, R-134a | ● | | | | | ● | | 3-72" | 1/4" SAE |
| R-12, R-22, R-502 | | | | | | | | | | |
| 494-C | Manifold body only | | | | | | | | | 1/4" SAE |
| 495-C* | R-12, R-22, R-502 | ● | | | | | ● | | | 1/4" SAE |
| 495-CB | R-12, R-22, R-502 | ● | ● | | | | | ● | | 1/4" SAE |
| 495-CD* | R-12, R-22, R-502 | ● | | ● | | | ● | | | 1/4" SAE |
| 495-CKP* | R-12, R-22, R-502 | ● | | | ● | | | ● | | 1/4" SAE |
| 496-C* | R-12, R-22, R-502 | ● | | | | | ● | | 3-36" | 1/4" SAE |
| 496-CD* | R-12, R-22, R-502 | ● | | ● | | | ● | | 3-36" | 1/4" SAE |
| 496-CKP* | R-12, R-22, R-502 | ● | | | ● | | | ● | 3-36" | 1/4" SAE |
| 498-C* | R-12, R-22, R-502 | ● | | | | | ● | | 2-36" (B, R), 1-60" (Y) | 1/4" SAE |
| 500-C* | R-12, R-22, R-502 | ● | | | | | ● | | 3-60" | 1/4" SAE |
| 500-CD* | R-12, R-22, R-502 | ● | | ● | | | ● | | 3-60" | 1/4" SAE |
| 500-CD-6 | R-12, R-22, R-502 | ● | | ● | | | ● | | 3-72" | 1/4" SAE |
| 505-C | R-12, R-22, R-502 | ● | | | | | ● | | 3-60" w/Low Loss Fittings | 1/4" SAE |
| R-22, R-134a, R-404A | | | | | | | | | | |
| 481-CKPC † | R-22, R-134a, R-404A | ● | | | ● | | | ● | | 1/4" SAE |
| 482-CKP* | R-22, R-134a, R-404A | ● | | | ● | | | ● | 3-36" | 1/4" SAE |
| R-32, R-410A | | | | | | | | | | |
| NEW 453-C | R-32, R-410A | ● | | | ● | | ● | ● | 3-60" (B, R 1/4" x 5/16"; Y 1/4" x 1/4") | 1/4" SAE |
| 300 SERIES ECONOMY 2-VALVE BRASS MANIFOLD | | | | | | | | | | |
| R-134a | | | | | | | | | | |
| 335-CKP* | R-134a | ● | | | ● | | ● | ● | | 1/4" SAE |
| 336-CKP* | R-134a | ● | | | ● | | ● | ● | 3-36" | 1/4" SAE |
| R-12, R-22, R-502 | | | | | | | | | | |
| 395-C* | R-12, R-22, R-502 | ● | | | | | ● | | | 1/4" SAE |
| 395-CD* | R-12, R-22, R-502 | ● | | ● | | | ● | | | 1/4" SAE |
| 395-CKP* | R-12, R-22, R-502 | ● | | | ● | | | ● | | 1/4" SAE |
| 396-C* | R-12, R-22, R-502 | ● | | | | | ● | | 3-36" | 1/4" SAE |
| 396-CD* | R-12, R-22, R-502 | ● | | ● | | | ● | | 3-36" | 1/4" SAE |
| 396-CKP | R-12, R-22, R-502 | ● | | | ● | | | ● | 3-36" | 1/4" SAE |
| 397-CD | R-12, R-22, R-502 | ● | | ● | | | ● | | 3-72" | 1/4" SAE |
| 398-CC † | R-12, R-22, R-502 | ● | | | | | ● | | 3-60" | 1/4" SAE |
| 398-CD | R-12, R-22, R-502 | ● | | ● | | | ● | | 3-60" | 1/4" SAE |
| R-22, R-134a, R-404A | | | | | | | | | | |
| 398-CKP* | R-22, R-134a, R-404A | ● | | | ● | | | ● | 3-36" | 1/4" SAE |
| MANIFOLD ACCESSORIES & SERVICE PARTS (see pages 33-34 for details) | | | | | | | | | | |
| 10SG | Sight Glass Repair Kit | | | | | | | | | |
| 400-RB | Set: Red & Blue Protective Gauge Boots | | | | | | | | | |
| 405-RH | High Side Repair Kit w/soft touch knob for 300 & 400 Series "Imperial USA" brass manifold | | | | | | | | | |
| 405-RL | Low Side Repair Kit w/soft touch knob for 300 & 400 Series "Imperial USA" brass manifold | | | | | | | | | |
| 500-RH | High Side Repair Kit for 510 & 511 Series R-410A manifold | | | | | | | | | |
| 500-RL | Low Side Repair Kit for 510 & 511 Series R-410A manifold | | | | | | | | | |
| 600-R | Diaphragm Replacement Seal Kit for all 600 Series manifolds | | | | | | | | | |
| 601-RK | Replacement VAC & REF Knobs w/stems for all 600 Series manifolds | | | | | | | | | |
| 602-RK | Replacement HI & LO Knobs w/stems for all 600 Series manifolds | | | | | | | | | |
| 700-CV | Control Valve Repair Kit for 700 Series manifold | | | | | | | | | |
| 800-R | Repair Kit for 800 Series manifold | | | | | | | | | |

* Add "C" suffix for clamshell packaging. † Clamshell packaging only. ** All gauges available with MPa, kPa, Bar, etc.

SERVICE MANIFOLDS PARTS ILLUSTRATIONS

800 AND 600 SERIES 4-VALVE MANIFOLD

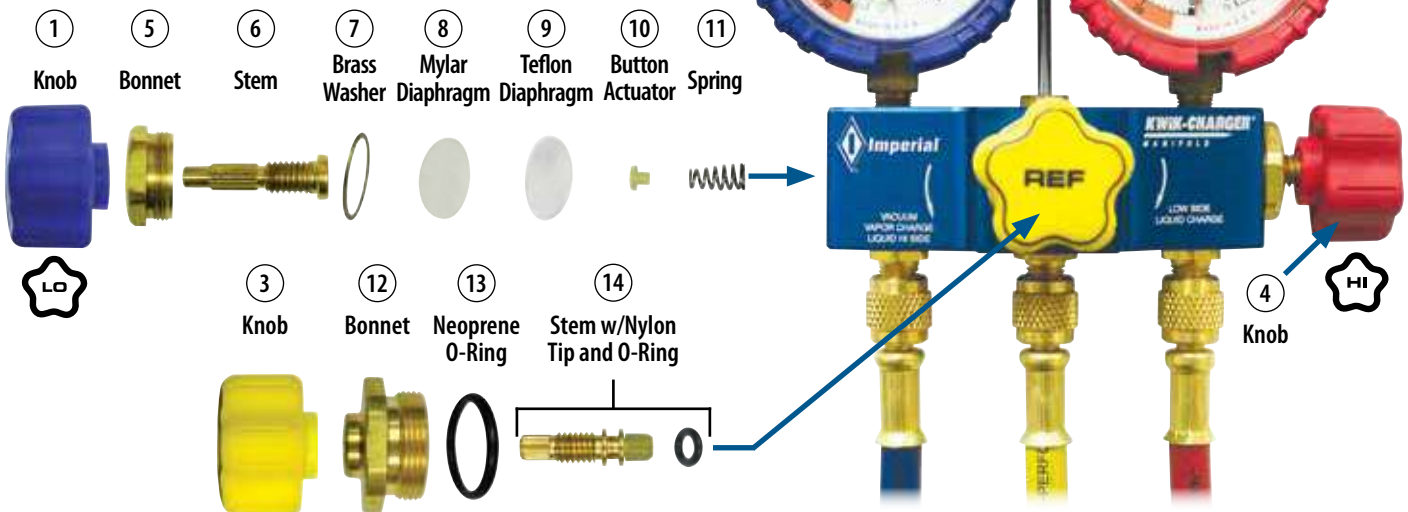


MANIFOLD REPAIR KITS AND REPLACEMENT PARTS LIST

| PART NO. | 1 | 2 | 3 | 4 | 5 | 6 | 7 | 8 | 9 | 10 | 11 | 12 | 13 | 14 |
|----------|---|---|---|---|---|---|----|----|----|----|----|----|----|----|
| 600-R | | | | | | | 2 | 2 | 2 | 2 | 2 | | | |
| 601-RK | | 1 | 1 | | | 2 | | | | | | | | |
| 602-RK | 1 | | | 1 | | 2 | | | | | | | | |
| 700-CV † | | | 1 | | | | | | | | | 1 | 1 | 1 |
| 800-R * | 1 | 1 | 1 | 1 | | 4 | 4 | 4 | 4 | 4 | 4 | | | |
| S64104 | | | | | | | | | 10 | | | | | |
| S64108 | | | | | | | 10 | | | | | | | |
| S64870 | | | | | | | | | | 10 | 10 | | | |
| S69021 | | | | | | | | 10 | | | | | | |
| S76548 | | | | | 2 | | | | | | | | | |

* 800-R repair kit also contains (4) pcs Stainless Steel Washer (Not Shown).
 † 700-CV is shipped completely assembled for quick & easy replacement.

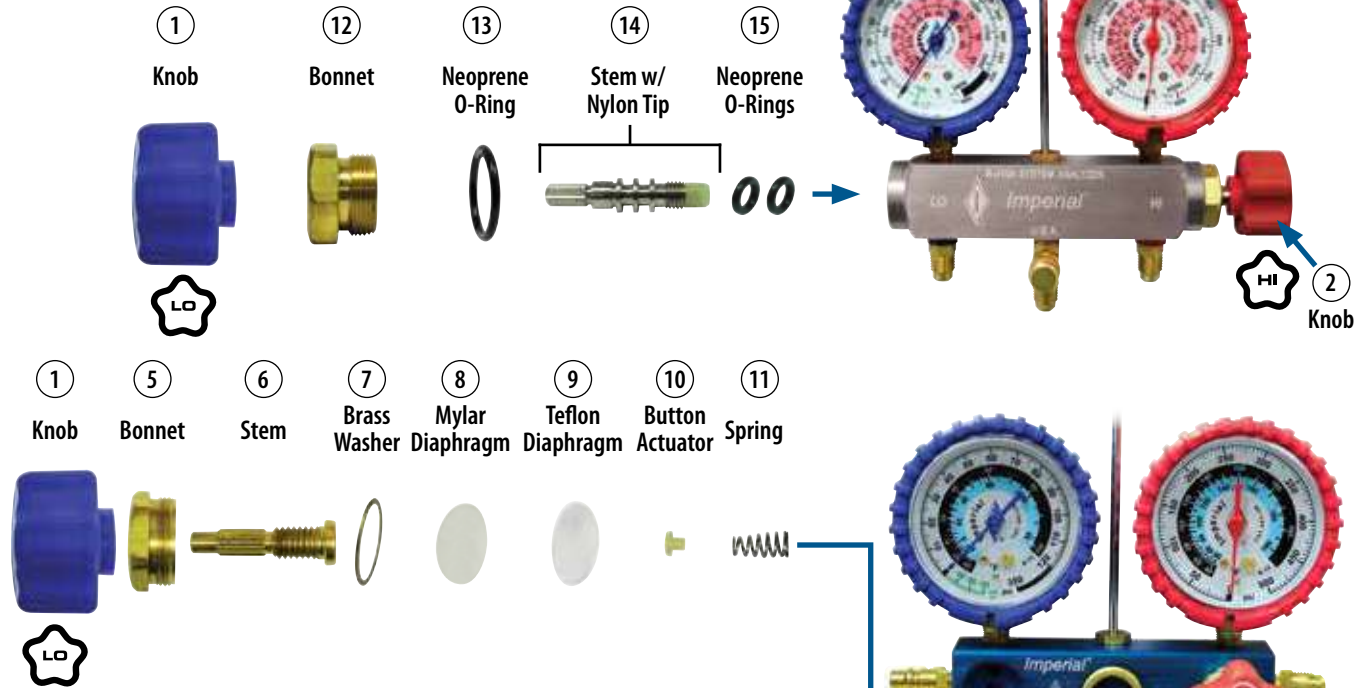
700 SERIES KWIK-CHARGER™ MANIFOLD



† 700-CV is shipped completely assembled for quick & easy replacement.

SERVICE MANIFOLDS

510 AND 520 SERIES 2-VALVE MANIFOLD

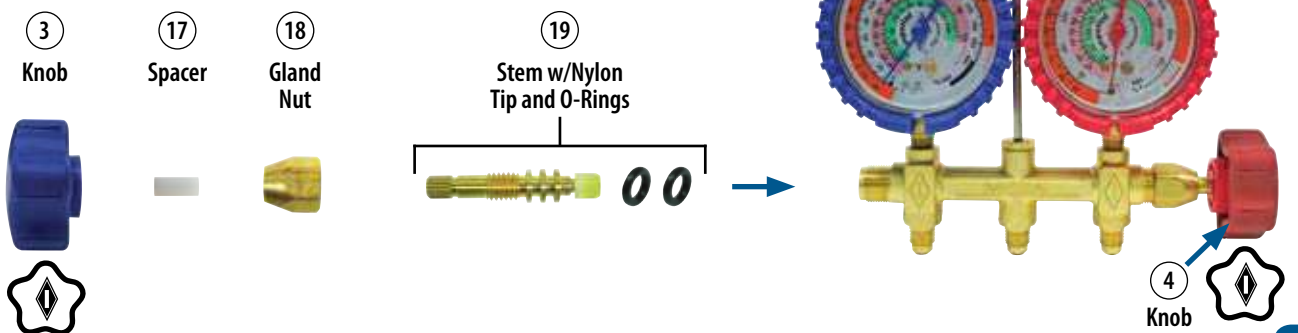


MANIFOLD REPAIR KITS AND REPLACEMENT PARTS LIST

| PART NO. | 1 | 2 | 3 | 4 | 5 | 6 | 7 | 8 | 9 | 10 | 11 | 12 | 13 | 14 | 15 | 16 | 17 | 18 | 19 |
|----------|---|---|---|---|---|----|---|----|----|----|----|----|----|----|----|----|----|----|----|
| 10SG | | | | | | | | | | | | | | | | 1 | | | |
| 405-RH * | | | | 1 | | | | | | | | | | | | | 1 | 1 | 1 |
| 405-RL * | | | 1 | | | | | | | | | | | | | | 1 | 1 | 1 |
| 500-RH * | | 1 | | | | | | | | | | 1 | 1 | 1 | 2 | | | | |
| 500-RL * | 1 | | | | | | | | | | | 1 | 1 | 1 | 2 | | | | |
| 600-R | | | | | | | 2 | 2 | 2 | 2 | 2 | | | | | | | | |
| 602-RK | 1 | 1 | | | 2 | | | | | | | | | | | | | | |
| S64104 | | | | | | | | | 10 | | | | | | | | | | |
| S64108 | | | | | | 10 | | | | | | | | | | | | | |
| S64870 | | | | | | | | | 10 | 10 | | | | | | | | | |
| S69021 | | | | | | | | 10 | | | | | | | | | | | |
| S76548 | | | | | 2 | | | | | | | | | | | | | | |

* These kits are shipped completely assembled for quick & easy replacement.

400 AND 300 SERIES 2-VALVE BRASS MANIFOLD



PRECISION REFRIGERANT GAUGES

WITH HI-VISIBILITY COLOR-CODED REFRIGERANT SCALES

- **Superior Shock Resistance** - Our unique design isolates the movement from the socket, reducing the effects of shock.
- **Superior Vibration Resistance** - Our enhanced vibration dampening design cushions the movement for flutter-free performance and extended gauge service life.
- **Superior Pulsation Resistance** - After 10 million cycles, these gauges show three times less wear than conventional gauges. The result is a longer lasting, more reliable gauge.

2-1/2" GAUGES

- 1/8" MNPT Connections
- 3 : 2 : 3% Accuracy
- Replacement Screw-on Lens Set - S8230301
- Protective Red & Blue Rubber Boot Set - 400-RB



Protective rubber boots for 2-1/2" gauges sold separately.

| PART NO. | DESCRIPTION | GAUGE CALIBRATION | | | | | TEMP | |
|----------------------|---------------|-------------------|-----|--------------------|-----|-----|------|----|
| | | PSI | BAR | Kg/cm ² | kPa | MPa | °F | °C |
| R-12, R-134a | | | | | | | | |
| 441-CB | Blue Compound | ● | | | | | ● | |
| 441-CR | Red Pressure | ● | | | | | ● | |
| R-12, R-22, R-502 | | | | | | | | |
| 323-CR | Red Pressure | ● | | | | | ● | |
| 325-CB | Blue Compound | ● | | | | | ● | |
| 405-CB | Blue Compound | ● | ● | | | | ● | ● |
| 405-CR | Red Pressure | ● | ● | | | | ● | ● |
| 423-CAM | Red Pressure | | | ● | | | ● | ● |
| 423-CAPD | Red Pressure | | | | | ● | ● | ● |
| 423-CK | Red Pressure | | | | ● | | ● | ● |
| 423-CKP | Red Pressure | ● | | | ● | | ● | ● |
| 423-CR | Red Pressure | ● | | | | | ● | ● |
| 425-CAM | Blue Compound | | | ● | | | ● | ● |
| 425-CAPD | Blue Compound | | | | | ● | ● | ● |
| 425-CB | Blue Compound | ● | | | | | ● | ● |
| 425-CK | Blue Compound | | | | ● | | ● | ● |
| 425-CKP | Blue Compound | ● | | | ● | | ● | ● |
| 431-CM | Red Pressure | ● | | ● | | | ● | ● |
| 432-CM | Blue Compound | ● | | ● | | | ● | ● |
| R-22, R-404A, R-410A | | | | | | | | |
| 422-CB | Blue Compound | ● | | | | | ● | |
| 422-CR | Red Pressure | ● | | | | | ● | |
| R-32, R-410A *NEW* | | | | | | | | |
| 453-CB | Blue Compound | ● | | | ● | | ● | |
| 453-CR | Red Pressure | ● | | | ● | | ● | |

| PART NO. | DESCRIPTION | GAUGE CALIBRATION | | | | | TEMP | |
|------------------------|---------------|-------------------|-----|--------------------|-----|-----|------|----|
| | | PSI | BAR | Kg/cm ² | kPa | MPa | °F | °C |
| R-22, R-407C, R-410A | | | | | | | | |
| 406-CB | Blue Compound | ● | | | | | ● | |
| 406-CR | Red Pressure | ● | | | | | ● | |
| 428-CKP | Blue Compound | ● | | ● | | | ● | ● |
| 429-CKP | Red Pressure | ● | | | | ● | ● | ● |
| R-22, R-404A, R-507 | | | | | | | | |
| 426-CKP | Blue Compound | ● | | | ● | | ● | ● |
| 427-CKP | Red Pressure | ● | | | ● | | ● | ● |
| R-22, R-134a, R-404A | | | | | | | | |
| 420-BCKP | Blue Compound | ● | | | ● | | ● | ● |
| 420-RCKP | Red Pressure | ● | | | ● | | ● | ● |
| 424-CB | Blue Compound | ● | | | | | ● | ● |
| 424-CR | Red Pressure | ● | | | | | ● | ● |
| R-134a | | | | | | | | |
| 434-BKP | Blue Compound | ● | | | ● | | ● | ● |
| 434-RKP | Red Pressure | ● | | | ● | | ● | ● |
| R-134a, R-404A, R-407C | | | | | | | | |
| 407-CB | Blue Compound | ● | ● | | | | ● | |
| 407-CR | Red Pressure | ● | ● | | | | ● | |
| R-134a, R-404A, R-507 | | | | | | | | |
| 451-CB | Blue Compound | ● | | | | | ● | |
| 451-CBM | Blue Compound | | | ● | ● | | ● | ● |
| 451-CR | Red Pressure | ● | | | | | ● | |
| 451-CRM | Red Pressure | | | ● | ● | | ● | ● |
| R-410A | | | | | | | | |
| 2423-P | Red Pressure | | | ● | | | ● | ● |
| 2425-CP | Blue Compound | | | ● | | | ● | ● |
| 408-CB | Blue Compound | ● | ● | | | | ● | ● |
| 408-CR | Red Pressure | ● | ● | | | | ● | ● |
| 452-CB | Blue Compound | ● | | | ● | | ● | ● |
| 452-CR | Red Pressure | ● | | | ● | | ● | ● |

80MM (3-1/8") Class 1 GAUGES *NEW*

- 1/8" MNPT Connections
- 1% Accuracy

| PART NO. | DESCRIPTION | GAUGE CALIBRATION | | | | | TEMP | |
|----------------------|---------------|-------------------|-----|--------------------|-----|-----|------|----|
| | | PSI | BAR | Kg/cm ² | kPa | MPa | °F | °C |
| R-404A, R-410A, R-22 | | | | | | | | |
| 404-CB | Blue Compound | ● | | | | | ● | |
| 404-CR | Red Pressure | ● | | | | | ● | |
| R-22, R-134a, R-404A | | | | | | | | |
| 458-CB | Blue Compound | ● | | | | | ● | |
| 458-CR | Red Pressure | ● | | | | | ● | |
| R-407C, R-410A, R-22 | | | | | | | | |
| 459-CB | Blue Compound | ● | | | | | ● | |
| 459-CR | Red Pressure | ● | | | | | ● | |
| R-410A | | | | | | | | |
| 460-CB | Blue Compound | ● | | | | | ● | |
| 460-CR | Red Pressure | ● | | | | | ● | |

VAK-CHECK

For proper evacuation and dehydration of refrigeration and air-conditioning systems, an electronic vacuum gauge is an indispensable companion to a vacuum pump. Significant dehydration does not occur until a vacuum of 1000 microns or greater has been achieved. Use of electronic vacuum gauges is the only way to determine when dehydration is occurring and when it is complete.

Imperial-Thermal Engineering Vak-Checks are precision thermistor vacuum gauges designed especially for refrigeration and air-conditioning service. They automatically compensate for changes in ambient temperature and permit continuous monitoring during evacuation. These instruments are compact, lightweight, easy to use, and read directly in microns on a large easy-to-read meter.

VAK-CHECK

4501

Features

- Atmosphere to 10 microns.
- Ambient temperature compensated.
- Accuracy: 200-1000 microns: $\pm 5\%$.
- Comes complete with Model 4510 Sensor.
- Battery powered, no searching for outlets (2"D" cell batteries not included).



SUPER VAK-CHECK II

14571

This analog thermistor vacuum gauge allows you to choose between 110AC and battery as your power source with the same features as the Model 4501.

Features

- AC/battery operated.
- Range: Atmosphere to 10 microns.
- Ambient temperature compensated.
- Complete with Model 4510 Sensor.
- Accuracy: 200-1000 microns $\pm 5\%$.
- Power: 110AC or 2"D" cell batteries (Batteries not included).



REPLACEMENT VACUUM SENSORS

4510

Features

- Vacuum Sensor for Vak-Check and Super Vak-Check II.
- Models 4501 and 14571 with 0 to 50 calibration scale.



VAC-SCALE

Saving the service technician time and money, Imperial-Thermal Engineering provides the ability to combine digital hand held vacuum gauge technology with strain gauge technology for refrigerant charging.

HANDHELD DIGITAL MICRON GAUGE

4775

Backed by more than 45 years of vacuum technology the 4775 borrows from the old while incorporating advanced new features including (7) units of measure, an LCD backlight, LCD contrast control, and a vacuum minimum/maximum function that stores the last vacuum reading in memory. Lightweight and easy to use, the 4775 will provide the discriminating service technician with a dependable instrument for accurately measuring vacuum in an air-conditioning or refrigeration system.

Features

- Ergonomic durable case.
- Auto shutoff.
- LCD backlight and contrast.
- Multiple units of measure.

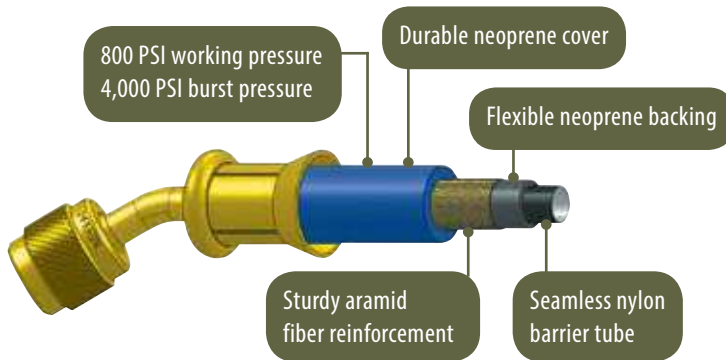


HI-PERFORMANCE CHARGING HOSE

PolarShield® CHARGING HOSE 950, 900, 850 & 800 SERIES



- **All Imperial® PolarShield® charging hoses are UL recognized** and meet UL-1963, SAE-J2196 & EPA requirements for strength, pressure and refrigerant permeation.
- **Rugged, Multi-Refrigerant Nylon Barrier Construction** - PolarShield hoses are compatible with all CFC, HFC & HCFC refrigerants (R-410A, R-404A, R-407C, R-134a).
- **High-Pressure** - PolarShield hoses feature 800 PSI working pressure and 4,000 PSI burst pressure with a 5-to-1 safety factor.
- **Selection** - PolarShield hoses are available with a variety of end connections, in yellow, red or blue, individually or in sets of three. Consult factory for lengths and end connections not listed below.



950 SERIES HOSES WITH LOW LOSS BALL VALVE SHUT-OFF AND 1/4" FFL* CONNECTIONS

| LENGTH | BLUE | YELLOW | RED | SET OF THREE (B,Y,R) |
|----------|---------|---------|---------|----------------------|
| 3' (36") | 953-MRB | 953-MRY | 953-MRR | 953-MRS |
| 5' (60") | 955-MRB | 955-MRY | 955-MRR | 955-MRS |
| 6' (72") | 956-MRB | 956-MRY | 956-MRR | 956-MRS |

*5/16" fittings available-contact factory for part numbers


900 SERIES PolarShield® HOSES WITH AUTOMATIC SHUT-OFF VALVE

Precision engineered automatic low loss 1/4" FFL* shut-off valve traps refrigerant within the hose to eliminate venting and finger burn.

900 SERIES HOSES - (1/4" FFL* CONNECTIONS WITH AUTOMATIC SHUT-OFF ON ONE END)

| LENGTH | BLUE | YELLOW | RED | SET OF THREE (B,Y,R) |
|----------|---------|---------|---------|----------------------|
| 3' (36") | 903-MRB | 903-MRY | 903-MRR | 903-MRS |
| 5' (60") | 905-MRB | 905-MRY | 905-MRR | 905-MRS |
| 6' (72") | 906-MRB | 906-MRY | 906-MRR | 906-MRS |

*5/16" fittings available-contact factory for part numbers



The 950 Series PolarShield® multi-refrigerant charging & evacuation hoses feature low loss ball valve shut-off and durable hi-pressure barrier construction.

- UL recognized
- 800 PSI working pressure, 4,000 PSI burst pressure
- Works with all refrigerant gases including R-410A


850 SERIES PolarShield® HOSES FOR R-410A SYSTEMS WITH 5/16" ACCESS FITTINGS (1/4" x 5/16" hose connections)

| LENGTH | BLUE | YELLOW | RED | SET OF THREE (B,Y,R) |
|----------|---------|---------|---------|----------------------|
| 3' (36") | 853-MRB | 853-MRY | 853-MRR | 853-MRS |
| 4' (48") | 854-MRB | 854-MRY | 854-MRR | 854-MRS |
| 5' (60") | 855-MRB | 855-MRY | 855-MRR | 855-MRS |
| 6' (72") | 856-MRB | 856-MRY | 856-MRR | 856-MRS |

800 SERIES PolarShield® HOSES WITH STANDARD 1/4" FITTINGS*

| LENGTH | BLUE | YELLOW | RED | SET OF THREE (B,Y,R) |
|------------|---------|---------|---------|----------------------|
| 3' (36") | 803-MRB | 803-MRY | 803-MRR | 803-MRS |
| 4' (48") | 804-MRB | 804-MRY | 804-MRR | 804-MRS |
| 5' (60") | 805-MRB | 805-MRY | 805-MRR | 805-MRS |
| 6' (72") | 806-MRB | 806-MRY | 806-MRR | 806-MRS |
| 8' (96") | 808-MRB | 808-MRY | 808-MRR | 808-MRS |
| 12' (144") | 812-MRB | 812-MRY | 812-MRR | 812-MRS |

*5/16" fittings available-contact factory for part numbers



HI-PERFORMANCE CHARGING HOSE

3/8" EVACUATION HOSE WITH 3/8" SAE SWIVEL CONNECTION

For faster evacuation and charging

3/8" hose in four lengths for larger jobs or applications where reduced service time is desired. 3/8" swivel ends. Eight-crimp ferrules. Available in yellow.

| LENGTH | YELLOW |
|----------|---------|
| 3' (36") | 536-FTY |
| 4' (48") | 548-FTY |
| 5' (60") | 560-FTY |
| 6' (72") | 572-FTY |



HOSE REPLACEMENT PARTS

- S7958301 1/4" Hose Seal Gasket.
- S7958302 3/8" Hose Seal Gasket.
- S8921626 Brass Core Depressor.
- S10000265 1/2" ACME & 5/16" Hose Seal Gasket.


6" LOW LOSS BALL VALVE ADAPTER HOSES

1/4" SAE 45° female x 1/4" SAE male straight fittings

Connects to any 1/4" SAE charging line. Non-restrictive for maximum flow. UL recognized - environmentally safe.



| LENGTH | BLUE | YELLOW | RED | SET OF THREE (B,Y,R) |
|--------|---------|---------|---------|----------------------|
| 6" | 800-MBB | 800-MBY | 800-MBR | 800-MBS |



200 SERIES PolarShield® HOSE SETS FOR R-410A

(5/16" x 5/16" hose connections)

| LENGTH | SET OF THREE (B,Y,R) |
|----------|----------------------|
| 3' (36") | 203-MRS |
| 5' (60") | 205-MRS |
| 6' (72") | 206-MRS |

800 PSI Working Pressure; 4,000 PSI Burst Pressure

200 SERIES PolarShield® HOSE SETS FOR R-410A

B, R - 1/4" x 5/16" hose connections

Y - 1/4" x 1/4" hose connection

| LENGTH | SET OF THREE (B,Y,R) |
|----------|----------------------|
| 3' (36") | 213-MRS |
| 4' (48") | 214-MRS |
| 5' (60") | 215-MRS |
| 6' (72") | 216-MRS |

800 PSI Working Pressure; 4,000 PSI Burst Pressure

600 SERIES PREMIUM CHARGING HOSE

(1/4" x 1/4" hose connections)

| LENGTH | SET OF THREE (B,Y,R) |
|------------|----------------------|
| 3' (36") | 603-MRS |
| 5' (60") | 605-MRS |
| 6' (72") | 606-MRS |
| 12' (144") | 612-MRS |

600 PSI Working Pressure; 3,000 PSI Burst Pressure

HOSE CONVERSION ADAPTERS

The Imperial-Thermal Engineering conversion adapter consists of a compact ball valve that is ideal for retrofitting standard refrigerant hoses, providing instant refrigerant shut off capabilities. Available in standard 1/4" and 5/16" sizes for R-410A.



| PART NO. | DESCRIPTION |
|-----------|--------------------------------|
| TE-BV01R | 1/4 SAE X 1/4 F SAE |
| TE-BV01Y | 1/4 SAE X 1/4 F SAE |
| TE-BV01B | 1/4 SAE X 1/4 F SAE |
| TE-BV01-3 | 1/4 SAE X 1/4 F SAE, SET OF 3 |
| TE-BV02R | 1/4 SAE X 5/16 F SAE |
| TE-BV02Y | 1/4 SAE X 5/16 F SAE |
| TE-BV02B | 1/4 SAE X 5/16 F SAE |
| TE-BV02-3 | 1/4 SAE X 5/16 F SAE, SET OF 3 |



KWIK-COUPLER® ADAPTERS

HOSE SHUT-OFF ADAPTERS

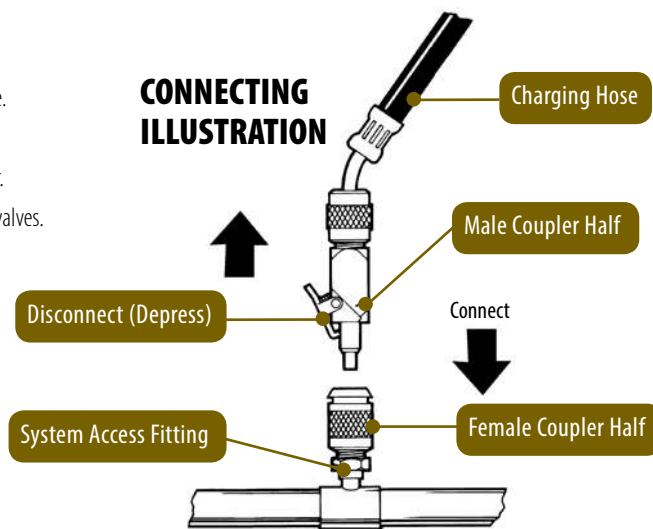

The Kwik-Coupler® adapter set is intended for use with refrigeration and air-conditioning service hoses when connecting to core valve type access fittings. Conventional threaded connecting is converted to push-pull operation which is faster, easier and positive sealing at all times. Valve cores are depressed automatically without adjustments or loss of refrigerant. Disconnecting is also accomplished without loss of refrigerant.

An automatic shut-off valve retains refrigerant pressure in a disconnected hose. This feature permits transferring high side hose refrigerant through the service manifold into the low side, thereby eliminating waste and hazardous high pressure discharge and atmospheric damage.

Features

- Automatic full depression of core valves without adjustment, regardless of core position.
- Coupler halves separately connect to access fitting and hose end, then easy push/pull operation automatically opens or closes system without loss of refrigerant.
- Automatic shut-off of hose ends permits discharging high side hose through manifold into low side.
- Eliminates hazardous discharge of refrigerant and oil from system when disconnecting hose.
- Simplifies operation of charging critical amount of refrigerant into small systems.
- Prevents finger burn when disconnecting - especially servicing heat pumps in cold weather.
- Core depressors in hose ends no longer necessary - speeds servicing of systems with hand valves.

- 16-C Straight Coupler (45° Flare) 1/4" female x 1/4" male.
- 17-C 90° Elbow Coupler (45° Flare) 1/4" female x 1/4" male.
- 18-C (Set) includes 16-C and 17-C.
- 26-C Straight Coupler (45° Flare) 5/16" female x 5/16" male.
- 27-C 90° Elbow Coupler (45° Flare) 5/16" female x 5/16" male.



WARNING: Do not allow any refrigerant cylinder, connected for charging, to be exposed to system high side pressure cylinder - explosion could result!

AUTOMOTIVE KWIK-COUPLER® ADAPTER FOR R-12

20-A High side adapter. Converts 3/16" system access valve to 1/4" access valve for use with standard 1/4" charging hose.



HI-DUTY® SHUT-OFF COUPLER

- Coupler captures refrigerant within hose, eliminating refrigerant loss, atmospheric damage and finger burns.
- Connects quickly & easily to any standard 1/4" SAE refrigerant hose.
- Solid brass construction for years of dependable service.
- Innovative modular design permits easy field repairs.

SHUT-OFF COUPLER

| PART NO. | DESCRIPTION |
|----------|-------------------------------------|
| 24-C | 90 Degree 1/4" SAE Shut-Off Coupler |
| 25-K | Coupler Service Kit |

KWIK-COUPLER® ADAPTERS

KWIK-COUPLER® REPAIR KITS

The Kwik-Coupler® adapter repair kit is intended for use with Imperial® brand 16-C, 17-C, 18-C and 19-C Kwik-Coupler® adapters and PolarShield® KC-Series hose. The male repair kit includes a threaded hex sleeve for replacement on straight coupler assemblies.

KCK-M Male Kwik-Coupler® Adapter Repair Kit - Repairs 2 Male Couplers

Includes: Hex Sleeve (2), Spring (2), Stem Assembly (2) and Sealant

REPAIR INSTRUCTIONS

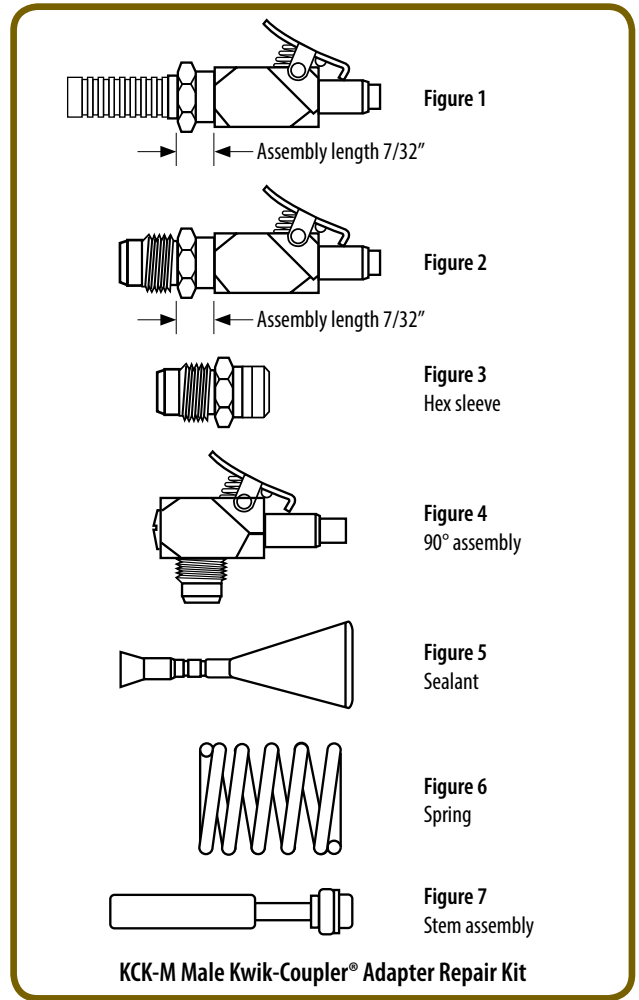
1. Remove threaded sleeve on end of Kwik-Coupler® adapter. A vise may be necessary to remove old straight sleeve - the 90° has a screwdriver slot on back for removal.
2. Discard old stem and spring.
3. Use a wire brush to clean sealant residue from disassembled parts.
4. Insert new stem and spring.
5. Apply one bead of thread sealant completely around the thread. Do not apply an excessive amount of sealant - this may damage o-ring seal and cause leakage. Assemble to length at right (Fig. 1 & 2). For 90° style, engage threads until the bottom of the slot is even with the back of the coupler (Fig. 4).
6. Allow sealant to cure at least 30 minutes. The Kwik-Coupler® adapter is now ready to use.

KCK-F Female Kwik-Coupler® Adapter Repair Kit - Repairs 5 Standard and 5 Automotive Female Couplers (Not for 26-C and 27-C)

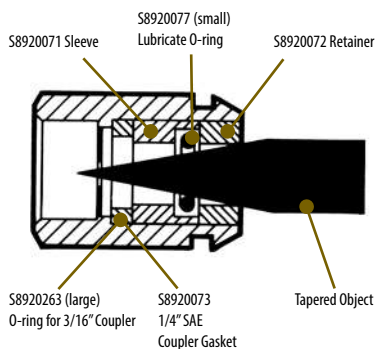
Includes: Retainer (2), Gasket (5), O-Ring (10) and O-Ring 3/16" for Automotive (5)

REPAIR INSTRUCTIONS

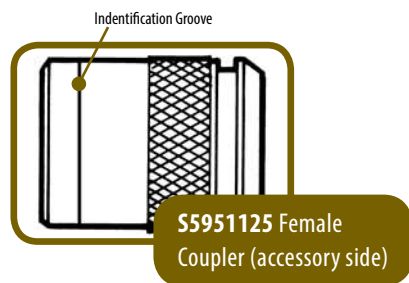
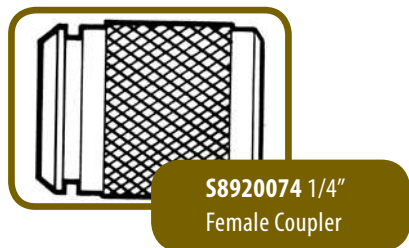
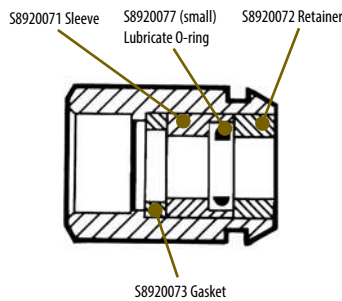
1. Insert tapered object (pen or pencil) and press against threaded retainer. Unscrew and remove retainer, sleeve and rubber seals.
2. Lubricate new seals and reassemble. Tighten retainer to zero clearance plus 1/8" turn. The Kwik-Coupler® adapter is now ready for use.



Standard Female Coupler



Accessory Side Female Coupler for non-core valve applications



KWIK-COUPLER® ADAPTER REPLACEMENT PARTS

| PART NO. | DESCRIPTION | USED ON |
|----------|--|------------------------|
| S8920071 | Female Coupler 1/4" & 3/16"-Sleeve | 16-C, 17-C, 18-C, 19-C |
| S8920072 | Female Coupler 1/4" & 3/16"-Retainer | 16-C, 17-C, 18-C, 19-C |
| S8920073 | Female Coupler 1/4"-Gasket | 16-C, 17-C, 18-C, 19-C |
| S8920074 | Female Coupler 1/4"-Low Side | 16-C, 17-C, 18-C, 19-C |
| S8920077 | Female Coupler 1/4", 3/16" & 5/16"-O-Ring | 16-C, 17-C, 18-C, 19-C |
| S8920263 | Female Coupler 3/16"-O-Ring | 19-C |
| S5951125 | Female Coupler 1/4"-for Non-Core Valve Application | 16-C, 17-C, 18-C, 19-C |
| KCK-F | Repair Kit For All Female Couplers | |
| KCK-M | Repair Kit For All Male Couplers | |

REFRIGERANT CHARGING & RECOVERY

KWIK-VISE™

Refrigerant Recovery Tool

PT-109 Line piercing/refrigerant recovery tool pierces, seals and locks on to copper lines in one swift motion.

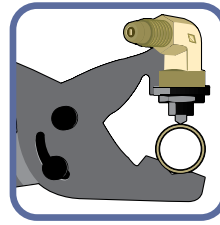
Self-adjusting! No need to adjust the tool for different sizes of tubing. The tension system automatically locks pliers on copper tubing 1/4" to 1/2" (6 mm-12 mm) O.D.

To use, simply position the PT-109 on the tubing to be pierced. Close the pliers quickly and firmly. The pliers will automatically adjust and lock into a tightly sealed, secure position.

Features

- Replaceable hardened, stainless steel pierce and brass valve assembly (S16002045).
- Capacity: 1/4" thru 1/2" O.D. refrigerant copper tubing.
- Durable: made with high-carbon, heat treated steel jaws.
- Works with all refrigerants CFC, HFC, HCFC and Zeotropic, Azeotropic.
- 90° elbow valve eliminates tangling and interference problems.

S16002045 Replacement pierce and brass valve assembly.



PT-109



KWIK CHARGE®

Liquid Low Side Charger

Provides fast, safe charge - essential for today's blended refrigerants!

The Kwik Charge® charging unit accepts liquid refrigerant from the cylinder and discharges into low side of the system. Charging rate is up to eight times faster than vapor charging. In addition, liquid charging is required when using R-410A and other blended refrigerants. Attach the Kwik Charge device to the low side of the charging manifold. Charging hose is connected from Kwik Charge device outlet to low side of refrigeration system. Internal metering element reduces liquid flow to a level below capacity of compressor. This assures a safe, fast charge without endangering the compressor. A built-in ball check valve automatically opens when drawing a vacuum to assure rapid, unrestricted evacuation. Can be used with all fluorinated hydrocarbon refrigerant systems.

Features

- Up to 8 times faster than vapor charging.
- No need to heat refrigerant cylinder.
- Built-in check valve opens for drawing unrestricted vacuum.
- No pressure drop in cylinder.
- One charger services all units 1/2 ton or larger.


535-C Kwik Charge® charging unit 1/4" female SAE flare inlet, 1/4" male SAE flare outlet.



535-C

CONNECTION TO MANIFOLDS
(connect all hoses as usual)


2-Valve Connect Kwik Charge® charger to low side fitting. Arrow downward.



Can be connected to refrigerant cylinder rather than manifold.



4-Valve Unscrew end fitting & reverse, then connect to refrigerant fitting as shown (flow arrow on body points upward).



REFRIGERANT CHARGING & RECOVERY

VIZI-VAPR CHARGER

7701

Many problems can arise from improper charging of any type of refrigeration system. Vizi-Vapr makes it possible to correctly charge a system every time. Liquid refrigerant being charged is transformed into a saturated vapor through a small orifice which thereafter can be viewed to ensure the system gets charged properly.

The Vizi-Vapr eliminates the problem of slow vapor charging by removing the refrigerant from the cylinder as a liquid and injecting it into the system as a saturated vapor. Since the liquid refrigerant is removed from the cylinder by its own pressure, no heat is removed from it and the cylinder does not get cold. Refrigerant blends must be removed from their containers as liquid. Using the Vizi-Vapr, the blend can be charged into the system as a saturated vapor without any composition change. Vizi-Vapr is adjustable from 1/8hp up to 50hp. The operation is completely visible so there is little danger of liquid entering the system.

VIZI-VAPR REPAIR KIT

7701RK

Complete set of gaskets, "O" rings, and back-up rings required for repairing the 7701 Vizi-Vapr.



WORKS WITH
R-410A

PIERCING VALVES

3-IN-1 PIERCING VALVE

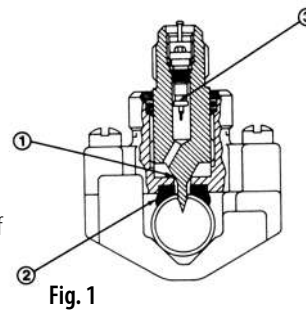
Fast, easy, secure installation. Provides access to line at any point for charging, testing or evacuation. Two valves cover 3/16" to 5/8" O.D. tubing. Has depressor valve and needle valve shut-off.

Valve clamps on tubing line with two captive slotted-head screws: positive built-in mechanical stop for each tube size eliminates tightening guesswork. To pierce tube, thread down the combination 1/4" flare port, stem and needle using knob furnished or a suitable wrench, back off stem and connect depressor-type hose for testing or charging. After service is completed valve is closed and left on line for future service. Dust cap provided.

Three-point sealing [in Fig. 1: (1) needle-type valve, (2) gasket and (3) check valve] prevents leakage. Neoprene seal withstands temperatures near 300°F.

541-C Fits 3/16", 1/4" and 5/16" O.D. tubing.

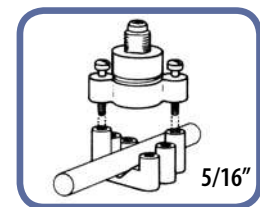
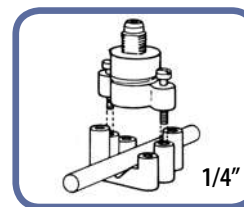
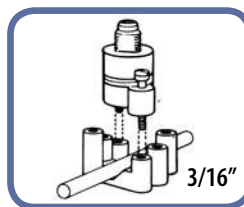
542-C Fits 3/8", 1/2" and 5/8" O.D. tubing.



541-C



FITS THREE SIZES



ACCESS VALVES & ADAPTERS

ACCESS FITTINGS/SWIVEL ADAPTERS

9-C Straight adapter, 1/8" female pipe by 1/4" SAE female swivel connection.



ACCESS VALVES

These valves are designed to facilitate charging and testing of refrigeration systems. Furnished with flare cap on valve end.



Replacement Valve Cores
PART NO. G6400



Wrench Caps
PART NO. G6600



7025

VALVE CORE DEPRESSOR

For 1/4" male flares.

| PART NO. | DESCRIPTION |
|----------|----------------------|
| 7025 | FOR 1/4" MALE FLARES |

R-410A BRASS ADAPTER

Convert new R-410A system ports with 5/16" SAE connections to 1/4" SAE.



TE-BA01



| PART NO. | MALE | FEMALE | OTHER | APPLICATION |
|----------|----------|-----------|-----------------------|----------------------|
| TE-BA01 | 1/4" SAE | 5/16" SAE | W/ CORE AND DEPRESSOR | R-410A INTERNATIONAL |

R-410A 45° BRASS ADAPTER

Convert new R-410A system ports with 5/16" SAE connections to 1/4" SAE at 45°.



TE-BA0145



| PART NO. | MALE | FEMALE | OTHER | APPLICATION |
|-----------|----------|-----------|-----------------------|----------------------|
| TE-BA0145 | 1/4" SAE | 5/16" SAE | W/ CORE AND DEPRESSOR | R-410A INTERNATIONAL |

CALCULATORS

TROUBLESHOOTING CALCULATOR

5175

This calculator simplifies the job of diagnosing cooling system troubles. Ideally suited to the needs of the expert as well as the needs of the trainee, it provides immediate reference, from COMPLAINT to POSSIBLE CAUSE to REPAIR.

Features

- 19 major 'Complaint' sections.
- 127 'Possible Cause' items.
- 32-part 'Trouble Shooting' Index.
- All items keyed to 'Repair' window.



5175

REFRIGERATION CALCULATOR

5300

A time-saving and easy-to-use calculator to supply technical refrigeration data:

- Hermetic terminal colors.
- Thermostatic control settings.
- Pressure control settings.
- Head and back pressures.
- Hermetic motor diagrams.
- Temperature pressure chart.

The calculator graphically shows vital refrigeration data and provides service information not available in any other form.



5300

CAP-CHECK

The Cap-Check is a Imperial-Thermal Engineering innovation that has made cap tube cleaning possible and practical. It is designed to pump a high rate of oil into the cap tube to build up pressures needed to open any plugged cap tube, and will clean partially plugged cap tubes when used with the Imperial-Thermal Engineering Chaser Kit.

CAP-CHECK

1003

Cap-Check is a portable, self contained hydraulic power unit with auxiliary equipment especially adapted to cleaning refrigeration capillary tubes. A 0-5000 PSI gauge shows pressure build-up if cap tube is restricted and also shows when chaser has passed through the tube. A 30" high pressure hydraulic hose with a 1/4" SAE male flare outlet connects the cap tube to the Cap-Check for simple handling. An adapter is supplied to connect the cap tube directly to the hose outlet without a flared fitting.



CAP-CHECK CHASER KIT

1101

Chaser Kit is the only means available to clean partially plugged cap tubes. It must be used with the Imperial-Thermal Engineering Cap-Check since no other cap tube cleaning tool provides a rate of oil flow large enough to remove partial restrictions even from the smallest cap tubes. The Chaser Kit consists of 10 spools of lead alloy wire which can be used as a chaser for the 10 most popular sizes of cap tubes (.028, .031, .036, .039, .042, .046, .050, .055, .064, .070). In addition to the wire, a cap tube gauge, a set of sizing tools, and a combination file/reamer are all included in a durable metal case.



CAP-CHECK OUTFIT

5101

Cap-Check Outfit includes both the Cap-Check and Chaser Kit in one compact case along with an extended base that holds the Cap-Check. The Cap-Check can be operated with one hand, allowing high pressures to be easily pumped. Carrying case has clips to hold Cap-Check, Chaser Kit, hose, handle, and extended base.



CAP-CHECK ACCESSORIES

A capillary tube is the most likely place a blockage in a system can occur and can cause a system to operate very inefficiently. Therefore it is essential to have the proper tools on hand to fix this very common problem. Below are accessories that we recommend for the Cap-Check and your service arsenal.

| PART NO. | NAME | DESCRIPTION |
|----------|--------------------------------|---|
| 1003RK | Cap-Check Repair Kit | Complete set of gaskets, "O" rings, springs and balls for Part No. 1003 Cap-Check, with instructions |
| 1011 | 0-5000 PSI Gauge | High pressure gauge for Part No. 1003 Cap-Check with a pressure range from 0-5000 PSI |
| 1012 | 30" Hydraulic Hose Replacement | 30" high pressure hydraulic hose with a 1/4" SAE male flare outlet |
| 1102 | Cap-Gauge | Pocket knife type cap tube gauge with 10 stainless steel gauges to measure the most popular sizes of cap tubes (.028", .031", .036", .039", .042", .046", .050", .055", .064", .070") |
| 1201 | Carrying Case | Heavy duty case provides maximum protection from wear and tear when not in use |
| 1301 | Extended Base | Extension for the base of the Cap-Check providing better accessibility in certain situations |

HEATERS

Quick and easy process of pressurizing a refrigerant supply cylinder to move any refrigerant to another vessel.

CYLINDER HEATER

3054

A quick, convenient, easy-to-use means to pressurize refrigerant supply cylinders to move any refrigerant to another vessel or charging dispenser, the 3054 Cylinder Heater is designed to fit 30lb. and 50lb. containers. It also can be used on 125lb. cylinders and fits the refrigerant cylinders in many recovery units. The device consists of a 6" x 28" flexible silicone rubber heating element with extra-long Velcro straps, built-in molded thermostat, and power cord. The heater draws 200 watts at 120 VAC and has a 135° preset thermostat.

3054-230V 230 Volt model available for European market.



CHARGING SCALES

CHARGING SCALE

4900

The 4900 refrigerant charge scale is the ideal choice for field service work. With a high resolution LCD screen that reads in both lbs. and kg., this scale comes packaged in a convenient carrying case and is powered by (1) 9 volt battery (included).

Features

- Battery operated (9V) for ease of portability.
- 220lbs. (100kg.) capacity.
- High resolution LCD screen with backlight capability.
- Automatically powers off.
- 5g, 0.25oz. resolution.
- Readout in lbs. or kg.
- Zero/Tare capable.
- Weight 6.5lbs.
- Extra sturdy aluminum bound case.

Convenient solution for refrigerant charging. Easy to use, even easier to carry around.



OIL PUMPS & ACCESSORIES

OIL PUMPS & ADAPTERS KITS

CHARGE-OIL PUMP

It charges without pumping the compressor down thus reducing charging time by over 70%. Also avoids the embarrassment of spilling oil on the customer's premises. Provides the professional touch since oil can be accurately measured into the compressor without having to pour it from the can. Fits all popular brands of refrigeration oil.

Complete Adapter Kit supplied to accommodate most containers. The Charge-Oil Pump cap seals the can so pump need not be removed until can is empty. The piston type high pressure pump is designed to operate at pressures to 250 PSI. Pumps one quart in 20 full strokes of the piston. Pump is connected to compressor by refrigerant charging line or copper tubing from 1/4" male fitting. Suitable for use with alkybenzene and POE oils.



| PART NO. | DESCRIPTION |
|----------|----------------------------------|
| 1702 | Charge-Oil Pump |
| 1703 | Charge-Oil Pump for 5 Gallon Can |

CHANGE-OIL PUMP

1751

1751 Change-Oil Pump is a companion to the 1702 Charge-Oil Pump. It has been designed for use in pumping oil from refrigeration compressors, marine engines, and other equipment where it is impossible to drain oil in the conventional manner. Removing oil from refrigeration compressors before dehydrating with vacuum is a necessity. Suction tube is 5/16" OD semi-rigid plastic, 15" long. Suction tubes up to 60" long can be used if necessary. Will not pump under pressure. Pumping capacity about 10 strokes per quart.

| ADAPTERS & REPAIR KITS | | |
|------------------------|------------------------|---|
| PART NO. | NAME | DESCRIPTION |
| 1705 | 1702 & 1703 Repair Kit | Complete set of gaskets, bearings, rings, springs and washers for the repair of Imperial-Thermal oil pumps |
| 1751RK | 1751 Repair Kit | Complete set of gaskets, bearings, rings, springs and washers for the repair of Imperial-Thermal oil pumps |
| 1768 | Adapter Kit | Adapter kit for all popular cans and bottles of refrigerant oil. Kit contains 5 rings and one spacer to accommodate most oil containers |
| 1770 | Adapter Kit | Suction adapter for aluminum Charge-Oil Pump. Converts part no. 1702 Charge-Oil Pump into suction pump for refrigeration, marine and other similar applications where it is impossible to draw oil in the normal manner |

VACUUM PUMP ACCESSORIES

These vacuum accessories will help you make easy vacuum connections in many types of systems.

MINI-VAC

1833

Mini-Vac is a compact High Vacuum Manifold which provides a 3/8" flare yoke and an electronic vacuum gauge sensor port (sensor not included). Features a 3/8" packless diaphragm valve to isolate the vacuum pump from the system. The Mini-Vac mounts on the pump with a 3/8" quick coupler.

Pictured with optional digital vacuum gauge.



MANIFOLD GASKET SET

1843

Gasket set for Part No. 1833 Mini-Vac.



MINI-VAC MANIFOLD AND 0-30" VACUUM GAUGE COMBO

1834

Combination of Part No. 1833 Mini-Vac Manifold and 0-30" mechanical vacuum gauge which attaches to the sensor port.

VACUUM TEE

1832

Vacuum Tee for evacuating from two ports with one vacuum source. (2) 3/8" MFL x 3/8" quick coupler. Includes (2) 3/8" x 1/4" x 6' (72") high vacuum hoses.



3/8" EVACUATION HOSE WITH 3/8" SAE SWIVEL CONNECTION

For faster evacuation and charging

3/8" hose in four lengths for larger jobs or applications where reduced service time is desired. 3/8" swivel ends. Eight-crimp ferrules. Available in yellow.

| LENGTH | YELLOW |
|----------|---------|
| 3' (36") | 536-FTY |
| 4' (48") | 548-FTY |
| 5' (60") | 560-FTY |
| 6' (72") | 572-FTY |



VACUUM PUMP OIL

1813

Keeps any high vacuum pump at maximum performance. No pump can deliver a lower pressure than its sealing oil's vapor pressure. This oil must have the viscosity to lubricate and seal clearances in the pump's moving parts at the extreme temperatures developed during continuous use.

- Premium quality mineral oil formulated to tolerate exposure to vacuums of 5 microns.
- Resists the formation of deposits and maintains its original lubricating properties over a long life.
- Offers very high vacuums, excellent lubrication, and long oil life.
- Available in 1qt. (6 per case) and 1 gal. containers (4 per case).

| PART NO. | CASE SIZE | GRAVITY, API | VISCOSITY | FLASH POINT | PRESSURE, MICRONS, HG, MAX |
|----------|-----------------------|--------------|-------------------|-------------|----------------------------|
| 1813 | (6) Quart Containers | 29.2 | SUS AT 100°F, 335 | 450°F | 5 |
| 5000 | (4) Gallon Containers | 29.2 | SUS AT 100°F, 335 | 450°F | 5 |



LIQUI-VAC

4036 & 4036-Q

Features

- Sets up quickly.
- Remains flexible.
- Seals to 1 micron.
- Ready to use.

A real time-saver in servicing cooling systems, Liqui-Vac is the only liquid sealant with the capacity of sealing high vacuum connections. It will positively seal high vacuum leaks around threads, through flared connections, face joints, wherever metal joins metal. Liqui-Vac sets up quickly, but remains flexible for easy disconnection. Liqui-Vac is resistant to most solvents, can seal to 1 micron, and withstands temperatures from -100°F to +325°F.

4036 4 oz. brush-in-cap can (Sold 12 per case)

4036-Q 1 qt. can with brush-in-cap



CHARG-CHECK

Accurately charge your refrigeration system with Charg-Check, available in a number of sizes to suit your needs.

CHARG-CHECK

Features

- Comes in three sizes to suit any application, 1lb. (16oz.), 5lb. (80oz.), and 10lb. (160oz.) sizes cover the field from light domestic to heavy commercial.
- Allows you to measure out precise quantities of refrigerant.
- Helps speed up the charging process by letting you charge with heat. All cylinders except the 16oz. model will hold a Model 7020 Heater Assembly. (See below).
- Allows you to carry small quantities of refrigerant to the job, yet buy refrigerant in large quantities and keep the drum back at your shop.
- Is available in a steel carrying case to completely protect them from tough use. Cylinder need not be removed from the case as all connections and valves are accessible from front. Case forms a stand to set on the floor or bench. Case sold separately. (See below).
- Easily used in the field. They hang onto system being charged by means of a top-mounted bail.
- Can be calibrated for ambient temperature variations by means of temperature correction chart on the side of the scale. This is required only if better than 2% accuracy is needed.
- Safety relief valve for protection.
- Plastic liquid level indicators.

R-12, R-22, R-502 MODELS

| PART NO. | CAPACITY | GRADUATION |
|----------|----------|------------|
| 7001 | 16 oz. | 1/2 oz. |
| 7002* | 16 oz. | 1/2 oz. |
| 7005 | 80 oz. | 1 oz. |
| 7006* | 80 oz. | 1 oz. |
| 7009 | 160 oz. | 2 oz. |
| 7010* | 160 oz. | 2 oz. |

*CARRYING CASE INCLUDED

HFC-134A MODELS WITH 1/4" SAE FITTINGS

| PART NO. | CAPACITY | GRADUATION |
|----------|------------------|---------------|
| U7001 | 16 oz. (450 G) | 1/8 oz. (5 G) |
| U7002* | 16 oz. (450 G) | 1/8 oz. (5 G) |
| U7005 | 80 oz. (2250 G) | 1 oz. (25 G) |
| U7006* | 80 oz. (2250 G) | 1 oz. (25 G) |
| U7009 | 160 oz. (4500 G) | 2 oz. (50 G) |
| U7010* | 160 oz. (4500 G) | 2 oz. (50 G) |

*CARRYING CASE INCLUDED

GASKET SETS AND REPAIR KITS

Charg-Check Repair kits contain a complete gasket set and replacement gauge.

| PART NO. | DESCRIPTION |
|----------|--------------------------------------|
| 7001GS | Gasket set for 16 oz. CHARG-CHECK |
| 7001RK | Repair kit for 16 oz. CHARG-CHECK |
| 7003GS | Gasket set for 2-1/2 lb. CHARG-CHECK |
| 7003RK | Repair kit for 2-1/2 lb. CHARG-CHECK |
| 7005GS | Gasket set for 5 lb. CHARG-CHECK |
| 7005RK | Repair kit for 5 lb. CHARG-CHECK |
| 7009GS | Gasket set for 10 lb. CHARG-CHECK |
| 7009RK | Repair kit for 10 lb. CHARG-CHECK |

CARRYING CASES FOR THE CHARG-CHECK SERIES

An ideal way to protect the Charg-Check cylinder from various damage including a broken sight glass. The carrying cases are constructed of 20 gauge steel and supplied with a durable powder coat finish.

| PART NO. | DIMENSIONS | USED WITH |
|----------|----------------------------|--------------|
| 7007 | 4.25"W x 16.75"H x 3.625"D | 7001 / U7001 |
| 7008 | 4.75"W x 23.5"H x 5"D | 7005 / U7005 |
| 7013 | 6"W x 25"H x 7"D | 7009 / U7009 |

CHARG-CHECK HEATER ASSEMBLIES

- 7020 120 Volt heater assembly.
- 7024 240 Volt heater assembly.



CHARG-CHECK shown with optional carrying case



Thread heater assembly into the bottom of the cylinder to increase the speed of the charge.

HERMETI-CHECK

Hermetic compressors are permanently sealed which means there is little you can do to fix one that is broken on the inside. However with the following tools, you can test the compressor for any electrical problems it may have which can help determine the appropriate actions to take.

HERMETI-CHECK

2001

Hermeti-Check tests all single phase compressors up to 5 HP, 110, 220 or 277 volts.

Features

- Tied-up compressors may be freed by reversing motor rotations.
- Tests windings for opens, continuity, and grounds.
- Tests start and run capacitors and system relays by substitution.
- Measures running amps, 0-10, 50A range.
- Measures start and run volts, 0-150, 600V AC ranges.
- Compressors are tested in the manner in which they were designed to operate: split-phase, capacitor start, or PSC.
- Has provisions for connecting external run capacitor. (1) 30A breaker protected to allow high starting current with adequate overload protection.
- Complete with 220V adapter cord and capacitor leads.



| WEIGHT | POWER | DIMENSIONS |
|--------|-------------------------------|-----------------------|
| 3 LBS | 110, 220, OR 277 VAC 50/60 HZ | 12-1/8" x 8" x 3-3/8" |

ACCESSORIES

A compressor may just have a bad electrical part. These accessories will help determine exactly what is going on.

QUIK-START

2601

Quik-Start starts all single phase compressors up to 5 HP 110, 200, 277V AC. A trouble-shooting aid for determining whether fault lies with compressor or component parts. Fusetron protects against shorts and overloads, but allows high starting load. Capacitor leads provide means of starting split phase, capacitor start, or permanent split capacitor compressors.



TEST LEAD KIT

2605

Test Lead Kit consists of 4 leads 30" long with insulated test clips in each end for temporarily connecting relays, capacitors, etc., into a system for test purposes and has a 6ft. heavy duty power cord with a male plug on one end and insulated test clips on the other. Also has a 12" power cord with a female socket on one end and insulated clips on the other.



QUIK-START + TEST LEAD KIT COMBO

2602

Combination of Model 2601 Quik-Start and Model 2605 Test Lead Kit.

ADAPTER CORD

2136

Provides a 12" 3-wire grounded power cord with standard female plug on one end and insulated clips on the other end. This cord is supplied as standard equipment with Models 2001 and 2605.

COMPRESSOR TERMINAL REPAIR KIT

GL-1000

The GL-1000 Gator-Lok is designed to repair burnt terminals on compressors up to 5 tons. Gator-Lok's unique design makes installation a snap and requires no special tools.

Gator-Lok is made from high quality materials. Once installed properly, it provides multiple points of contact on the burnt terminal.

Gator-Lok can be easily installed in minutes, therefore giving the technician the ability to restore power to the unit, and eliminates the need to replace the compressor.

Each Gator-Lok Kit includes a set of three Gator-Loks (1 red, 1 blue and 1 black 10 gauge wire with 30" leads).



LEAK DETECTION

GAS LEAK DETECTORS ***NEW***

Imperial leak detectors feature long life heated sensor technology, designed for high sensitivity. The digital leak size indicator takes the guesswork out of whether or not to repair a small leak. Digital display is independent from the audio alarm and sensitivity level, allowing the precise pinpointing of the leak source. All models use standard alkaline batteries- rechargeable batteries not required.

- Long life sensor
- Automatic calibration
- 3 sensitivity levels
- Low battery indicator
- Audio mute function
- CE certified
- Rugged high impact ABS plastic housing
- Comfortable grip
- Includes carrying case

LD-900 REFRIGERANT GAS LEAK DETECTOR

Detects all HCFC, HFC, HFO, blends and HC refrigerants, including R-134a and the new HFO refrigerant R-1234yf that is replacing R-134a. Includes (4) AA batteries and sensor maintenance kit.



LD-900

Digital Leak Size Indicator takes the guesswork out!

LD-910 COMBUSTIBLE GAS LEAK DETECTOR

High sensitivity to all combustible gases including Methane (natural gas), Propane, Butane, Ethane, Acetylene, Methanol, Acetone and gasoline. MSHA certified as Intrinsically Safe. Inspect furnaces, gas appliances and gas lines fast and safely. Also use to find leaks in fuel and exhaust systems, verify integrity of fuel storage containers. Includes (4) AA batteries and test vial.



LD-910

LD-920 NITROGEN/HYDROGEN TRACER GAS LEAK DETECTOR

This instrument will detect Nitrogen/Hydrogen tracer gas leak rates less than 5ppm. The tracer gas mixture complies with Article 6, Paragraph 3 of EU Directive 2006/40/Eu. Includes (4) AA batteries and sensor maintenance kit.



LD-920

| | LD-900 Refrigerant Gas | LD-910 Combustible Gas | LD-920 N2/H2 Tracer Gas |
|--------------------------|--|------------------------------------|---|
| Sensitivity | 0.05 oz/yr R-134a 0.015 oz/yr R-1234YF | 5 ppm Methane | < 5 ppm |
| Sensor Life | > 10 years | > 10 years | > 10 years |
| Response Time | instantaneous | instantaneous | instantaneous |
| Power Supply | 4 AA Alkaline batteries | 4 AA Alkaline batteries | 4 AA Alkaline batteries |
| Battery Life | 4-6 hours continuous | 20 hours continuous | 8 hours continuous |
| Warm up time | < 20 seconds | < 10 seconds | < 20 seconds |
| Probe Length | 17" | 17" | 17" (43.8 cm) |
| Numerical Display | 7 segment digital display (1 to 9) | 7 segment digital display (1 to 9) | 7 segment digital display (1 to 9) |
| Weight | 1.5 lbs. | 1.25 lbs. | 1.25 lbs. (0.57 kg) |
| Certifications | CE SAE J2791 (R-134a) SAE J2913 (R-1234YF) ASHRAE 173 2012 EN 14624-2012 | CE MSHA Intrinsic Safety | CE EMC Directive 2014/30/EU 2006.40/EU Article 6, Paragraph 3 |
| Warranty | 2 years including sensor | 2 years including sensor | 2 years including sensor |

LEAK DETECTION

ULTRASONIC LEAK DETECTOR TYPE VPE

9997

The VPE Leak Detector represents state-of-the-art technology for pin-pointing leaks in air conditioning/refrigeration systems. Able to detect both vacuum and pressure leaks, the VPE overcomes the disadvantages inherent in other types of leak detectors. No ultraviolet dyes or tracer gases are necessary, and the VPE can detect any gas, even in a gas-saturated environment. The VPE offers both visual and sound identification via the LED display and the included headset. Lightweight and easy to use, the VPE is a tool every technician should have.

Features

- Detects any type of refrigerant gas.
- Battery-powered for cordless operation.
- Does not require tracer gases.
- Detects vacuum and pressure leaks.
- Headset and padded carrying case included.
- Adjustable sensitivity.

Specifications

- Nominal sensitivity: -80db / V / uBar.
- Frequency response: 38 to 42 kHz.
- Display: 10-bar element graph audio output.
- Power: 9V cell.
- Battery life: 15 hrs. continuous.
- Headset: dynamic 32 ohm.
- Size: 4.56" x 2.40" x 0.866"
- Weight: 1/2lb.
- Housing: durable PVC/aluminum.



9997

LEAK-TEC

4014

Leak-Tec is a non-toxic, nonflammable liquid that produces a white foam of live bubbles at the point of leakage. The high viscosity enables the liquid to cling to surfaces long enough to pinpoint leaks as small as .05oz. per year. The liquid spreads quickly and penetrates oil and grease films common on metal surfaces. Used in small amounts, the mass of bubbles will continue to foam as long as pressure is maintained on the equipment being tested. Leak-Tec is stocked in 4oz., 8oz. and 1 gallon containers in two different formulas to fit most applications.

Features

- Fast- quickly finds and pinpoints the smallest of leaks.
- Safe- does not affect metal or rubber and is nonflammable.
- Economical- a few drops do the job.
- Convenient- unbreakable dispenser bottle.
- Stocked in 4oz. and 8oz. squeeze bottles, and 1 gallon jugs.

Specifications

No.4014 Formula 372E.

Application: compressed air and stable gases.

Sensitivity: 1×10^{-5} std. cc of air per sec.

Temperature Range: +35°F to +160°F.

| AVAILABLE SIZES | |
|-----------------|-----------|
| PART NO. | CONTAINER |
| 4014 | 4 OZ |
| 4014-8OZ | 8 OZ |
| 4014-G | GALLON |

Specifications

No.4015 Formula 372G.

Application: Refrigerants, low temp.

Sensitivity: 1×10^{-4} std. cc of air per sec.

Temperature Range: -35°F to +180°F.

| AVAILABLE SIZES | |
|-----------------|-----------|
| PART NO. | CONTAINER |
| 4015 | 4 OZ |
| 4015-8OZ | 8 OZ |
| 4015-G | GALLON |



THREAD CONNECTIONS



SOLDERED OR WELDED CONNECTIONS



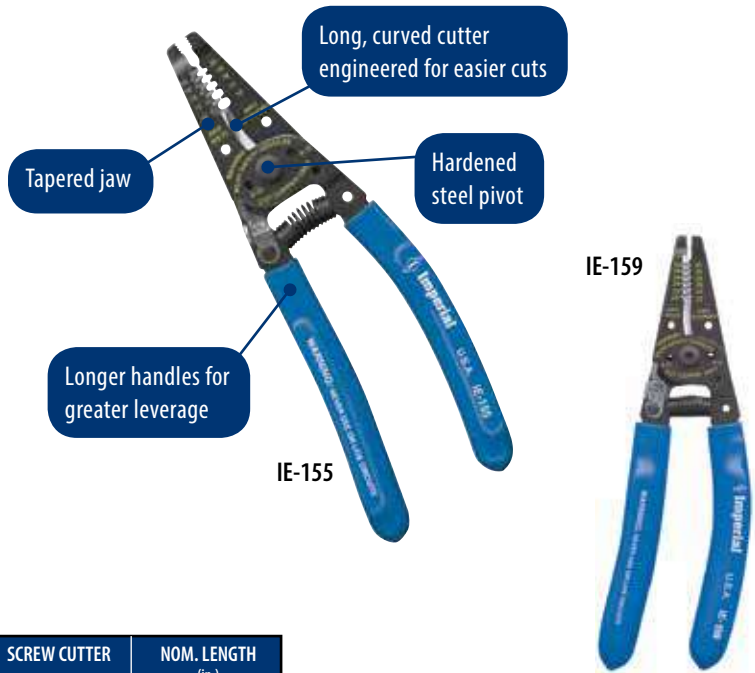
MACHINE SURFACE CONNECTIONS

UPFRONT STRIPPERS/CUTTERS

Cutters, strippers and crimpers are designed to the demanding specifications of the professional. Made from high carbon, heat treated steel, each tool is manufactured to produce clean, exacting results. Also, each tool is MADE IN U.S.A.

SUPER STRIPPER

- Pliers nose for working small nuts and pulling wire.
- Precision-ground stripping stations for both solid and stranded wire.
- Long, curved cutter requires less force to cut.
- Holes in jaw for looping wire.
- Lock to protect cutting and stripping edges when stored.
- Return spring and opening stop to prevent spring from becoming disengaged.
- Longer handles for greater leverage, cuts 6-32 / 8-32 screws.
- Ergonomic handle design.




| PART NO. | DESCRIPTION | STRIPPER SIZE (AWG) | CUTTER TYPE | SCREW CUTTER | NOM. LENGTH (in.) |
|----------|---------------------------------|-------------------------------|-------------|--------------|-------------------|
| IE-155 | Ergonomic Super Stripper/Cutter | 10-18 Solid 12-20 Stranded | Curved-long | 6-32 / 8-32 | 7-1/4 |
| IE-159 | Ergonomic Super Stripper/Cutter | 20-30 Solid 22-32 Stranded | Curved-long | 6-32 / 8-32 | 7-1/4 |


Conforms to ASME Standard B107.500-2010

IE-123 12-2 / 14-2 DUAL NM-B CABLE STRIPPER

For 12-2 and 14-2 type NM-B cable. Patented precision-ground stripping stations. "Staggered" cutting blade produces a clean, sure cut with 30-50% less effort. Also features serrated pliers nose, wire looping holes, spring return, lock and 6-32 / 8-32 screw cutters. Tool markings have been redesigned to be easier to read and highly visible. Includes air-pocket cushion grips for comfort.



| PART NO. | DESCRIPTION | STRIPPER SIZE (AWG) | CUTTER TYPE | SCREW CUTTER | NOM. LENGTH (in.) |
|----------|-----------------|-----------------------------|-------------|--------------|-------------------|
| IE-123 | Dual NM-B Cable | 12-2/14-2 NM-B 12-14 AWG | Staggered | 6-32 / 8-32 | 7-3/4 |



UPFRONT STRIPPERS/CUTTERS

HEAVY-DUTY UPFRONT STRIPPERS & CUTTERS


- Serrated pliers nose for pulling and working wire, small nuts, etc.
- AWG and metric wire sizes are embossed in steel and pad printed for high visibility.
- 2-piece hardened steel pivot for lifetime service.
- Lock to protect cutting and stripping edges when stored.
- Spring return to help speed work.
- Large air-pocket cushion grips for greater comfort.

IE-120 Strips solid wire AWG gauges: 20/18/16/14/12/10 AWG; .8/1.0/1.3/1.6/2.0/2.6 mm.

IE-125 Strips stranded wire AWG gauges: 26/24/22/20/16 AWG; .40/.50/.65/.80/1.0/1.3 mm.

IE-130 Strips solid wire AWG gauges: 30/28/26/24/22 AWG; .25/.32/.40/.50/.65 mm.

| PART NO. | DESCRIPTION | STRIPPER SIZE (AWG) | CUTTER TYPE | NOM. LENGTH (in.) |
|----------|---------------------|------------------------------|-------------|-------------------|
| IE-120 | H-D Stripper/Cutter | 10-20 Solid 0.8-2.6 mm | Scissors | 6-1/4 |
| IE-125 | H-D Stripper/Cutter | 16-26 Stranded 0.4-1.3 mm | Scissors | 6-1/4 |
| IE-130 | H-D Stripper/Cutter | 22-30 Solid 0.25-0.65 mm | Scissors | 6-1/4 |



STANDARD DUTY

- Precision-ground stripping stations.
- Serrated pliers nose for pulling and working wire.
- Scissors-action cutter.
- Holes in jaw for looping wire.
- Return spring.
- Cushion grips.

| PART NO. | DESCRIPTION | STRIPPER SIZE (AWG) | CUTTER TYPE | NOM. LENGTH (in.) |
|----------|--|------------------------------|-------------|-------------------|
| IE-122 | Stripper/Cutter w/Spring Return | 8-16 Stranded 1.3-3.3 mm | Scissors | 6 |
| IE-177 | Stripper/Cutter w/Spring Return | 10-20 0.8-2.6 mm | Scissors | 6 |
| IE-178 | Stripper/Cutter w/Spring Return | 16-26 Stranded 0.4-1.3 mm | Scissors | 6 |
| IE-180 | Stripper/Cutter w/Spring Return | 22-30 0.25-0.65 mm | Scissors | 6 |
| IE-182 | Stripper/Cutter w/Spring Return and Lock | 10-20 Stranded 0.8-2.6 mm | Scissors | 6 |



UPFRONT STRIPPERS/CUTTERS

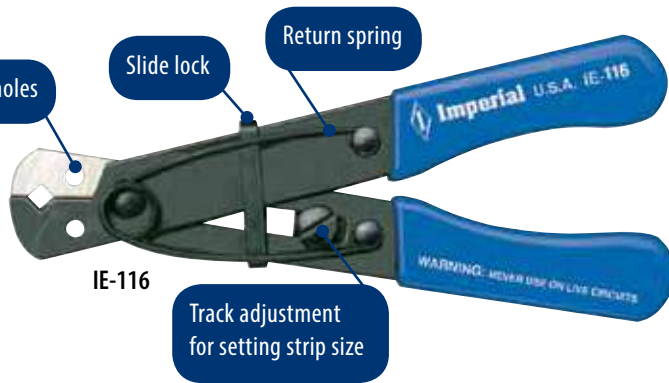
“V” STRIPPERS

- Strips and cuts solid and stranded wire.
- Adjustable stripping station.
- Scissors-action cutter.
- Holes in jaw for looping wire.
- Cushion grips.
- Available with lock and return spring.



IE-115

Conforms to ASME Standard B107.500-2010



IE-116

| PART NO. | DESCRIPTION | STRIPPER SIZE (AWG) | CUTTER TYPE | NOM. LENGTH (in.) |
|----------|---|---------------------|-------------|-------------------|
| IE-115 | Economy “V” Stripper • Track adjustment for setting strip size | 10-20 | Scissors | 5 |
| IE-116 | Standard “V” Stripper • Track adjustment for setting strip size • Automatic Return Spring • Slide Lock | 10-20 | Scissors | 5 |


MINI CUTTER, STRIPPER & CRIMPER FOR WORKING IN TIGHT SPACES

IE-163 MINI CUTTER. Hardened, precision-ground cutter for stranded and solid copper or aluminum wire. Ergonomic handles reduce operator fatigue. Sealed air-pocket cushion grips for maximum comfort.

IE-164 MINI STRIPPER. Precision-ground stripping stations produce clean, exacting results in tight spaces. Strips 8-18 AWG solid, 10-22 AWG stranded and 0.34 - 6.0 mm² wire. Ergonomic handles with sealed air-pocket cushion grips for maximum comfort.

IE-165 MINI CRIMPER. Precision-formed crimp pockets are guaranteed to be free of any sharp edges or burrs which could jeopardize a quality installation. Crimps insulated and non-insulated 10-22 AWG. Ergonomic handles with sealed air-pocket cushion grips provide maximum comfort and reduce operator fatigue.

IE-162 3-PC KIT. Mini cutter, stripper and crimper in handy, reusable vinyl pouch. Everything you need for easy and stable cutting, stripping and crimping in tight places.



IE-163

IE-165

IE-164

| PART NO. | DESCRIPTION | STRIPPER SIZE (AWG) | CRIMPER (AWG) | CUTTER TYPE | NOM. LENGTH (in.) |
|----------|---------------------------|--|---------------|-------------|-------------------|
| IE-162 | 3 Pc. Kit-1 Each in Pouch | 8-18 Solid 10-22 Stranded 0.34 - 6.0 mm ² | 10-22 | Scissors | |
| IE-163 | Mini Cutter | | | Scissors | 5-1/2 |
| IE-164 | Mini Stripper | 8-18 Solid 10-22 Stranded 0.34 - 6.0 mm ² | | | 5-1/2 |
| IE-165 | Mini Crimper | | 10-22 | | 5-1/2 |




IE-162

COMBINATION TOOLS

- (6) upfront, precision-ground stripping stations for solid and stranded wire.
- Wire cutter.
- (6) screw sizing and cutting stations.
- Wire terminal and 7-8 mm automotive ignition crimp stations.
- Highly visible, easy-to-read graphics.
- Cushion grips.

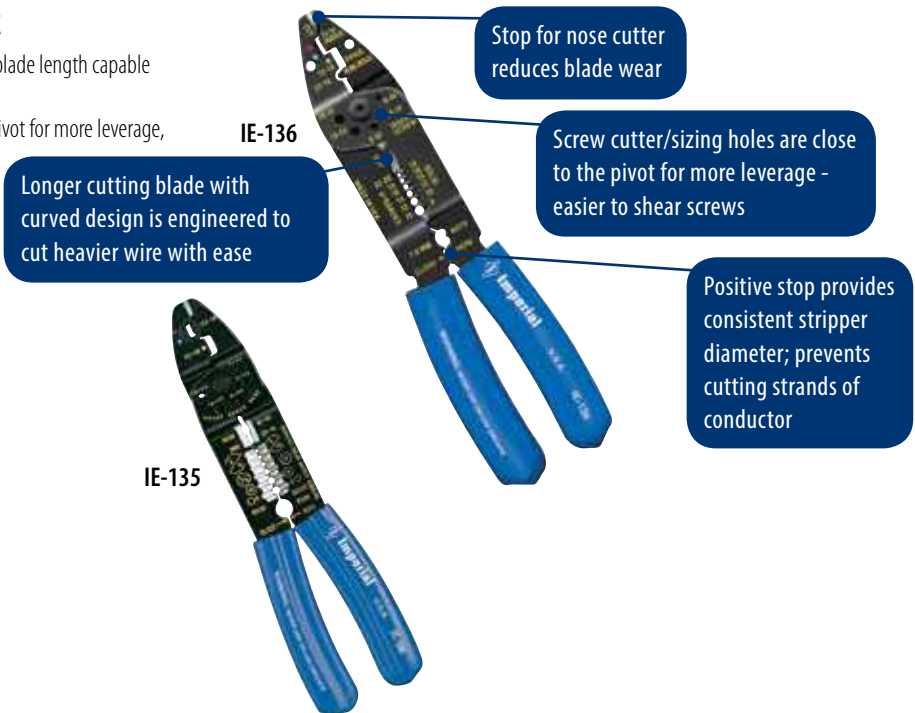
5-IN-1 COMBINATION TOOL

- IE-110**
- Strips: 22/20/18/16/14/12/10 AWG.
 - Crimps insulated and non-insulated: 22-18, 16-10 AWG; non-insulated: Auto 7 & 8 mm.
 - Screw cutter: 4-40 / 5-40 / 6-32 / 8-32 / 10-32 / 10-24.
 - Wire sizes, etc., are embossed in metal and paint-filled.
 - Serrated pliers nose for pulling and looping wire.
 - Air-pocket cushion grips.
 - Available in AWG, metric or combination AWG/metric models.
- IE-112**
- Combination Metric/AWG.
- IE-114**
- Metric version.



UPFRONT CUTTER/CRIMPER/STRIPPER

- IE-136**
- Curved cutter reduces force required to cut; longer blade length capable of cutting NM-B cable in a single stroke.
 - Screw cutter/sizing holes are moved closer to the pivot for more leverage, making it easier to shear screws.
 - Strips: 10-22 AWG.
 - Crimps: insulated 10-22 AWG.
 - Crimps: non-insulated 10-22 AWG, 7-8 mm Auto.
 - Screw cutter: 4-40 / 6-32 / 8-32 / 10-32 / 10-24.
 - Anvil-type wire cutter at nose of pliers.
- IE-135**
- Anvil-type wire cutter at nose of pliers.
 - Insulated and non-insulated crimp stations.
 - Screw sizing and cutting stations.



Conforms to ASME Standard B107.500-2010

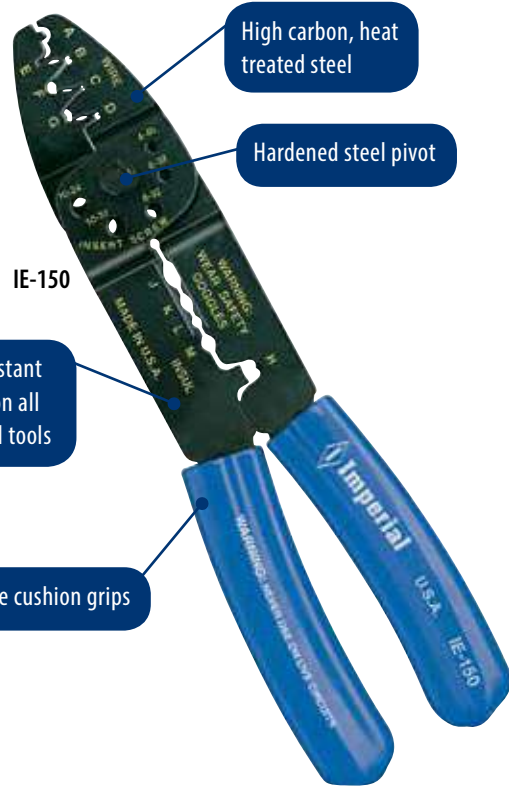

| PART NO. | DESCRIPTION | STRIPPER SIZE (AWG) | CUTTER TYPE | CRIMPS INSULATED (AWG) | CRIMPS NON - INSULATED (AWG) | SCREW CUTTER | NOM. LENGTH (in.) |
|----------|--------------------------------------|----------------------------------|----------------------|------------------------|----------------------------------|--|-------------------|
| IE-110 | Super 5-in-1 Combination | 10-22 | Curved-long | 10-22 | 10-22 7-8 mm Auto | 4-40 / 5-40 / 6-32 8-32 / 10-32 / 10-24 | 8-1/4 |
| IE-112 | Combination Metric/AWG | 10-20, 0.75-6.0 mm ² | Straight | 10-22 | 10-22 7-8 mm Auto | 6-32 / 8-32 / 10-32 3.5/4.0/5.0 mm | 9-1/2 |
| IE-114 | Metric | 0.75-6.0 mm ² , 10-22 | Straight | 1.5-6.0 mm 10-22 | 1.5-6.0 mm, 10-22 7-8 mm Auto | 2.5/3.0/3.5/4.0/ 4.5/5.0 mm | 8-1/4 |
| IE-135 | Crimper/Cutter with 6 Strip Stations | 10-22 | Anvil | 10-22 | 10-22, 7-8 mm Auto | 4-40 / 6-32 / 8-32 / 10-32 / 10-24 | 8-3/4 |
| IE-136 | Upfront Cutter/Crimper Stripper | 8-18 Solid 10-22 Stranded | Anvil Curved-long | 10-22 | 10-22, 7-8 mm Auto | 4-40 / 6-32 / 8-32 / 10-32 / 10-24 | 8-1/2 |

UPFRONT CRIMPERS

AUTOMOTIVE SPECIALTY TOOLS

(IE-145, IE-150, IE-187)

- Insulated and non-insulated crimp stations including Weatherpack Terminals (IE-150, IE-187).
- Anvil-type cutter (IE-145).
- Precision-ground stripping stations (IE-145).
- Screw sizing and cutting stations (IE-150).
- Highly visible, easy-to-read graphics.
- Cushion grips.



Rust/corrosion resistant black oxide finish on all Imperial® electrical tools

Large cushion grips

MULTI-PURPOSE TOOLS

(IE-106, IE-140)

- Insulated and non-insulated crimp stations.
- Screw sizing and cutting stations.
- Anvil-type cutter.
- Precision-ground stripping stations.
- Highly visible, easy-to-read graphics.
- Cushion grips.

Conforms to ASME Standard B107.500-2010



| PART NO. | DESCRIPTION | STRIPPER SIZE (AWG) | CUTTER TYPE | CRIMPS INSULATED (AWG) | CRIMPS NON - INSULATED (AWG) | SCREW CUTTER | NOM. LENGTH (in.) |
|----------|---|---------------------|-------------|---|--|------------------------------------|-------------------|
| IE-106 | Crimper/Cutter, 7-8 mm 3 Strip Stations | 12-16 | Anvil | 10-22 | 7-8 mm Auto | 4-40 / 6-32 / 8-32 / 10-32 / 10-24 | 7-3/4 |
| IE-140 | Crimper/Cutter, 6 Strip Stations NSN 5120-00-278-2423 | 10-22 | Anvil | 10-22 | | 4-40 / 6-32 / 8-32 / 10-32 / 10-24 | 7-3/4 |
| IE-145 | Ignition Crimping Tool | 10-18 | Anvil | 10-18 | 7-8 mm Auto, "W" & "F" crimp terminals | | 9-3/4 |
| IE-150 | Open & Closed Barrel Flag Terminal Crimper | | | Open barrel Closed barrel 10-22 AWG | Open barrel Closed barrel Flag terminals | 4-40 / 6-32 / 8-32 / 10-32 / 10-24 | 8-1/2 |
| IE-187 | 5-Station Micro Terminal Crimper | | | | Open barrel & Weatherpack Terminals 14-24 AWG | | 8 |

ELECTRICAL TOOLS REFERENCE GUIDE

| PART NO. | DESCRIPTION | STRIPS (AWG) | CRIMPS | | SCREW CUTTER | CUTTER | LOCK | SPRING RETURN | WIRE LOOPING | MILBAR® REF# |
|--|--|--|---------------------------------------|--|--------------|--------|------|---------------|--------------|--------------|
| | | | INSULATED (AWG) | NON-INSULATED (AWG) | | | | | | |
| IE-106 | Upfront Crimper/Cutter, 7-8 mm, 3 Strip Stations | 12-16 | 10-22 | 7-8 mm Auto | (b) | ● | | | | 19E |
| IE-110 | Upfront Stripper/Cutter/Crimper, 5-in-1 Combo | 10-22 | 10-22 | 10-22 7-8 mm Auto | (c) | ● | | | ● | 46E |
| IE-112 | Combination AWG/Metric Tool | 10-20 0.75-6.0 mm ² | 10-22 | 10-22 7-8 mm Auto | (d) | ● | | | | 2E |
| IE-114 | Upfront Stripper/Cutter/Crimper, Metric | 0.75-6.0 mm ² 10-22 | 1.5-6.0 mm 10-22 | 1.5-6.0 mm 10-22 7-8 mm Auto | (e) | ● | | | | 21E |
| IE-115 | "V" Stripper, with Slide Adjuster | 10-20 Adjustable | | | | ● | | | ● | 100E |
| IE-116 | "V" Stripper; Slide Adjuster, Slide Lock, Spring | 10-20 Adjustable | | | | ● | ● | ● | ● | 101E |
| IE-120 | HD Stripper/Cutter | 10-20 0.8-2.6 mm | | | | ● | ● | ● | ● | 31E |
| IE-122 | Stripper/Cutter, Standard Duty | 8-16 Stranded 1.3-3.3 mm | | | | ● | | ● | ● | 3E |
| IE-123 | NM-B Cable, Dual | 12-2, 14-2 NM-B 12-14 AWG | | | (a) | ● | ● | ● | ● | 77E |
| IE-125 | HD Stripper/Cutter | 16-26 Stranded 0.4-1.3 mm | | | | ● | ● | ● | ● | 32E |
| IE-130 | HD Stripper/Cutter | 22-30 0.25-0.65 mm | | | | ● | ● | ● | ● | 33E |
| IE-135 | Upfront Crimper/Cutter, 6 Strip Stations | 10-22 | 10-22 | 10-22 7-8 mm Auto | (b) | ● | | | | 18E |
| IE-136 | Upfront Crimper/Cutter/Stripper | 8-18 Solid 10-22 Stranded | 10-22 | 10-22 7-8 mm Auto | (b) | ● | | | ● | 52E |
| IE-140 | Upfront Crimper/Cutter, NSN 5120-00-278-2423 | 10-22 | 10-22 | | (b) | ● | | | | 22E |
| IE-145 | Ignition Crimping Tool | 10-18 | 10-18 | 7-8 mm Auto "W", "F" terminals | | ● | | | | 23E |
| IE-150 | Open & Closed Barrel Crimper | | Open barrel Closed barrel 10-22 | Open barrel Closed barrel Flag terminals | (b) | | | | | 25E |
| IE-155 | Super Stripper, Ergonomic Handles | 10-18 Solid 12-20 Stranded | | | (a) | ● | ● | ● | ● | 56EB |
| IE-159 | Super Stripper, Ergonomic Handles | 20-30 Solid 22-32 Stranded | | | (a) | ● | ● | ● | ● | 66EB |
| IE-162 | 3-Piece Mini Electrical Tools Kit, in Pouch | 8-18 Solid 10-22 Stranded 0.34-6.0 mm ² | 10-22 | 10-22 | | ● | | | | 700E |
| IE-163 | Mini Cutter | | | | | ● | | | | 701E |
| IE-164 | Mini Stripper | 8-18 Solid 10-22 Stranded 0.34-6.0 mm ² | | | | | | | | 702E |
| IE-165 | Mini Crimper | | 10-22 | 10-22 | | | | | | 703E |
| IE-177 | Stripper/Cutter, Standard Duty | 10-20 0.8-2.6 mm | | | | ● | | ● | ● | 5E |
| IE-178 | Stripper/Cutter, Standard Duty | 16-26 Stranded 0.4-1.3 mm | | | | ● | | ● | ● | 6E |
| IE-180 | Stripper/Cutter, Standard Duty | 22-30 0.25-0.65 mm | | | | ● | | ● | ● | 7E |
| IE-182 | Stripper/Cutter, Standard Duty w/Lock and Spring | 10-20 Stranded 0.8-2.6 mm | | | | ● | ● | ● | ● | 15E |
| IE-187 | 5 Station Micro Terminal Crimper | | | Open barrel Weatherpack 14-24 | | | | | | 91E |
| SCREW CUTTER: | | | | | | | | | | |
| (a) 6-32 / 8-32 | | | | | | | | | | |
| (b) 4-40 / 6-32 / 8-32 / 10-32 / 10-24 | | | | | | | | | | |
| (c) 4-40 / 5-40 / 6-32 / 8-32 / 10-32 / 10-24 | | | | | | | | | | |
| (d) 6-32 / 8-32 / 10-32 / 3.5 mm/4.0 mm/5.0 mm | | | | | | | | | | |
| (e) 2.5 mm/3.0 mm/3.5 mm/4.0 mm/4.5 mm/5.0 mm | | | | | | | | | | |

CAM-LOCK™ CONVERTIBLES


FIXED TIP CONVERTIBLE PLIERS

FOR 1/4" TO 2" RINGS

- Unique patented design allows for quick changeover from internal to external use.
- No screws to tighten or come loose.
- For 1/4" to 2" internal and external rings.
- 18° and 90° offsets; 0.038", 0.047" and 0.070" tip diameters.
- Sealed air-pocket cushion grips.

For shaft/bore diameter and ring series reference, see pages 67-68

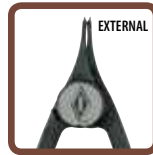
| PART NO. | DESCRIPTION | TIP DIA. (in.) | TIP ANGLE | TYPE | | NOM. LENGTH (in.) |
|------------|---|-------------------|-----------|----------------|--------------|----------------------|
| | | | | Int. (Housing) | Ext. (Shaft) | |
| IR-3818C | Cam-Lock Convertible | .038 | 18° | ● | ● | 6 |
| IR-3890C | Cam-Lock Convertible | .038 | 90° | ● | ● | 6 |
| IR-4718C | Cam-Lock Convertible | .047 | 18° | ● | ● | 6 |
| IR-4790C | Cam-Lock Convertible | .047 | 90° | ● | ● | 6 |
| IR-7018C | Cam-Lock Convertible | .070 | 18° | ● | ● | 7-1/4 |
| IR-7090C | Cam-Lock Convertible | .070 | 90° | ● | ● | 7-1/4 |
| IR-4CK | 4-pc. Kit: (.038, .070 tips) w/storage tray | | | | | |
| IR-6CK | 6-pc. Kit: (one of each) w/storage case | | | | | |
| IR-6CKCASE | Replacement case for IR-6CK | | | | | |



PATENTED

QUICKLY CHANGES FROM EXTERNAL TO INTERNAL

1. Compress handles slightly.
2. Depress shift button.
3. Turn knob.



Internal (Housing)
3/8 in. – 2 in. (10 mm – 50 mm)

External (Shaft)
1/4 in. – 2 in. (6.5 mm – 50 mm)

UNIVERSAL CONVERTIBLE RETAINING RING PLIERS

EASY TO CONVERT FROM INTERNAL TO EXTERNAL RINGS – SIMPLY MOVE LEVERS TO SWITCH. NO PINS TO PUSH!

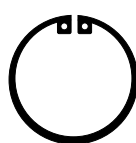
- Patented design allows for quick changeover.
- Replaceable tips held firmly in place by hex-shaped locking guides.
- Tough steel construction for durability and strength.
- Ergonomic anti-slip sealed air-pocket grips for comfort.
- Spring loaded to speed the work.
- Black oxide finish resists rust and corrosion.

IR-92 FOR 1/8" TO 2" DIA. RINGS

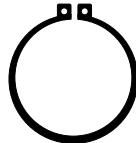
Includes five pairs of color-coded precision-ground tips and hex key wrench in convenient storage pouch:

- (2) 0.038 in. Yellow Tips
- (2) 0.038 in. Yellow 90° Tips
- (2) 0.047 in. Green Tips
- (2) 0.047 in. Green 90° Tips
- (2) 0.070 in. Copper Tips

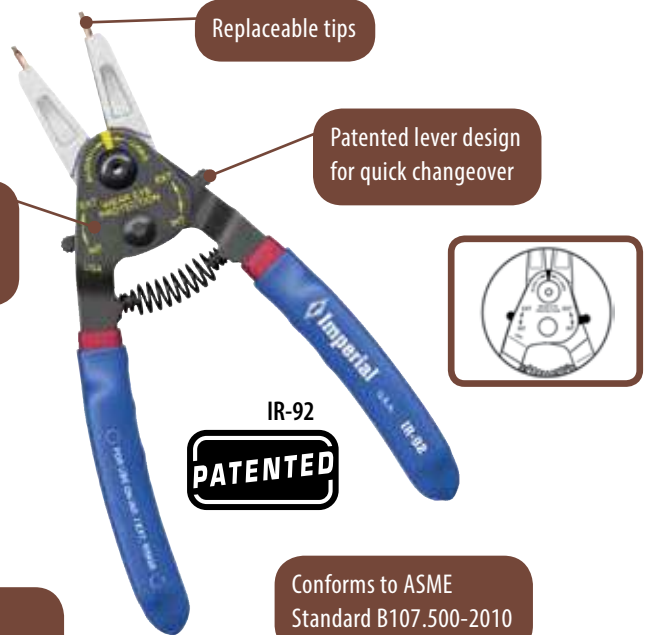
IR-92TP REPLACEMENT TIP KIT



Internal (Housing)
3/8 in. – 2 in. (10 mm – 48 mm)



External (Shaft)
1/8 in. – 2 in. (7 mm – 48 mm)



PATENTED

Conforms to ASME Standard B107.500-2010


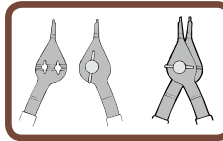
QTR-TURN® CONVERTIBLES

FIXED TIP CONVERTIBLE PLIERS FOR 1/4" TO 3-1/2" RINGS

- Quickly and easily converts from internal (rings in a housing or bore) to external applications (rings on a shaft).
- Pivot will not loosen while using tool.
- Unique patented design provides stability.
- Low profile "T-Knob" for working in tight spaces.
- Available in 12 sizes: 4 tip diameters with straight, 45° or 90° offsets.
- Sealed air-pocket cushion grips for comfort.

Simple to Use

Convert pliers to internal or external position by rotating "T" knob one-quarter turn; pull handle halves apart and reinstall in other hole. Rotate another quarter turn to lock. (See diagram.)

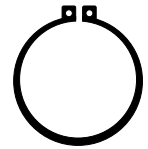
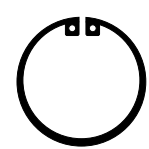


High carbon, hardened steel for durability and strength

Patented design prevents pivot from loosening during use

Black oxide finish resists rust and corrosion

PATENTED



Internal (Housing)
3/8 in. – 3 in. (10 mm – 76 mm)

External (Shaft)
1/4 in. – 3-1/2 in. (6.5 mm – 89 mm)



For shaft/bore diameter and ring series reference, see pages 67-68

| PART NO. | DESCRIPTION | TIP DIA. (in.) | TIP ANGLE | TYPE | | NOM. LENGTH (in.) |
|----------|----------------------|----------------|-----------|----------------|--------------|-------------------|
| | | | | Int. (Housing) | Ext. (Shaft) | |
| IR-38Q | Qtr-Turn Convertible | .038 | 0° | ● | ● | 6 |
| IR-3845Q | Qtr-Turn Convertible | .038 | 45° | ● | ● | 6 |
| IR-3890Q | Qtr-Turn Convertible | .038 | 90° | ● | ● | 6 |
| IR-47Q | Qtr-Turn Convertible | .047 | 0° | ● | ● | 6 |
| IR-4745Q | Qtr-Turn Convertible | .047 | 45° | ● | ● | 6 |
| IR-4790Q | Qtr-Turn Convertible | .047 | 90° | ● | ● | 6 |
| IR-70Q | Qtr-Turn Convertible | .070 | 0° | ● | ● | 7-1/4 |
| IR-7045Q | Qtr-Turn Convertible | .070 | 45° | ● | ● | 7-1/4 |
| IR-7090Q | Qtr-Turn Convertible | .070 | 90° | ● | ● | 7-1/4 |
| IR-90Q | Qtr-Turn Convertible | .090 | 0° | ● | ● | 9-1/4 |
| IR-9045Q | Qtr-Turn Convertible | .090 | 45° | ● | ● | 9-1/4 |
| IR-9090Q | Qtr-Turn Convertible | .090 | 90° | ● | ● | 9-1/4 |

IR-6QK PROFESSIONAL 6-PIECE KIT FOR 1/4" TO 2" RINGS

- 0.038", 0.047" and 0.070" tip diameters.
- 0° and 90° offsets.
- Custom-molded impact-resistant storage case.
- Kit weight 2.25 lbs.



IR-6QK

Conforms to ASME Standard B107.500-2010

IR-12QK PROFESSIONAL 12-PIECE KIT FOR 1/4" TO 3-1/2" RINGS

- 0.038", 0.047", 0.070" and 0.090" tip diameters.
- 0°, 45° and 90° offsets.
- Custom-molded impact-resistant case has storage space for spare rings.
- Kit weight 5 lbs.



IR-12QK

STANDARD CONVERTIBLES

FIXED TIP CONVERTIBLE PLIERS FOR 1/4" TO 3-1/2" RINGS

- Simply move screw to other hole and finger-tighten to convert from internal to external (or reverse).
- Available in straight, 45° and 90° offsets.
- 0.038" to 0.090" tip diameters.
- Cushion grip handles.

For shaft/bore diameter and ring series reference, see pages 67-68

| PART NO. | DESCRIPTION | TIP DIA. (in.) | TIP ANGLE | TYPE | | NOM. LENGTH (in.) |
|----------|--|-------------------|-----------|----------------|--------------|----------------------|
| | | | | Int. (Housing) | Ext. (Shaft) | |
| IR-38 | Standard Convertible (NSN 5120-00-089-0874) | .038 | 0° | ● | ● | 6 |
| IR-3845 | Standard Convertible (NSN 5120-00-930-9186) | .038 | 45° | ● | ● | 6 |
| IR-3890 | Standard Convertible | .038 | 90° | ● | ● | 6 |
| IR-47 | Standard Convertible | .047 | 0° | ● | ● | 6 |
| IR-4745 | Standard Convertible | .047 | 45° | ● | ● | 6 |
| IR-4790 | Standard Convertible | .047 | 90° | ● | ● | 6 |
| IR-70 | Standard Convertible | .070 | 0° | ● | ● | 7-1/4 |
| IR-7045 | Standard Convertible | .070 | 45° | ● | ● | 7-1/4 |
| IR-7090 | Standard Convertible | .070 | 90° | ● | ● | 7-1/4 |
| IR-90 | Standard Convertible | .090 | 0° | ● | ● | 9-1/4 |
| IR-9045 | Standard Convertible | .090 | 45° | ● | ● | 9-1/4 |
| IR-9090 | Standard Convertible | .090 | 90° | ● | ● | 9-1/4 |

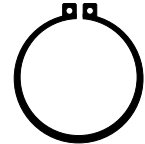
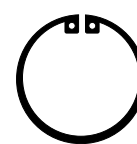


High carbon, hardened steel for durability and strength

Black oxide finish resists rust and corrosion

Conforms to ASME Standard B107.500-2010

IR-47



Internal (Housing)

3/8 in. – 3 in. (10 mm – 76 mm)

External (Shaft)

1/4 in. – 3-1/2 in. (6.5 mm – 89 mm)

To convert pliers to internal or external position, remove thumbscrew. Pull handle halves apart and reposition screw in other hole, then finger tighten.

IR-12K PROFESSIONAL 12-PC. KIT FOR 1/4" TO 3-1/2" RINGS

- 0°, 45° and 90° tip angles.
- 0.038", 0.047", 0.070" and 0.090" tip diameters.
- Impact-resistant case has storage space for spare rings.
- Kit weight 5 lbs.



IR-12K

6-PC. KITS FOR 1/4" TO 2" RINGS

- 0° and 45° or 0° and 90° offsets.
- 0.038", 0.047" and 0.070" tip diameters.
- Impact-resistant case.
- Kit weight 2.25 lbs.

IR-045K 6-pc. kit, 0° and 45° tip angles.

IR-090K 6-pc. kit, 0° and 90° tip angles.



IR-090K

2-PC. MERCHANDISING KITS FOR 3/8" TO 2" RINGS

- Straight, 45° or 90° 2-pc. kits in popular tip sizes.
- Hang card with instructions and ring specs.
- Clear plastic storage case.

IR-47700K Contains IR-47 (0.047", straight) and IR-70 (0.070", straight)

IR-477045K Contains IR-4745 (0.047", 45°) and IR-7045 (0.070", 45°)

IR-477090K Contains IR-4790 (0.047", 90°) and IR-7090 (0.070", 90°)



IR-47700K

INDUSTRIAL AND UTILITY PLIERS

INDUSTRIAL FIXED TIP PLIERS WITH SPRING, STOP & GRIPS* FOR 1/8" TO 3-1/2" RINGS



IR-380H
Internal pliers – for rings
in a housing or bore.

IR-380S
External pliers – for
rings on a shaft.

Spring and Stop eliminates over-expansion of external rings; speeds assembly and removal of internal rings.



IR-380S



IR-230S MINI

• 0.023" tip diameter Mini Pliers feature spring return and shield to prevent over-expansion of delicate 1/8" – 15/64" rings.

UTILITY FIXED TIP PLIERS WITHOUT SPRING, STOP AND GRIPS FOR 1/8" TO 3-1/2" RINGS



IR-380HU

UTILITY PLIERS For shaft/bore diameter and ring series reference, see pages 67-68

INDUSTRIAL PLIERS

For shaft/bore diameter and ring series reference, see pages 67-68

| PART NO. | NSN 5120- | TIP DIA. (in.) | TIP ANGLE | TYPE | | NOM. LENGTH (in.) |
|--------------|-----------|-------------------|-----------|----------------|--------------|----------------------|
| | | | | Int. (Housing) | Ext. (Shaft) | |
| Mini Pliers: | | | | | | |
| IR-230S** | 595-9550 | .023 | 0° | | ● | 5-1/4 |
| IR-0015R** | 595-9548 | .023 | 0° | | ● | 5-1/4 |
| IR-0018R** | 288-9711 | .023 | 0° | | ● | 5-1/4 |
| IR-2124R | 892-4890 | .023 | 45° | | ● | 5-1/4 |
| IR-2154R | | .023 | 45° | | ● | 5-1/4 |
| IR-2184R | 024-9527 | .023 | 45° | | ● | 5-1/4 |
| IR-2129R | | .023 | 90° | | ● | 5-1/4 |
| IR-2159R | | .023 | 90° | | ● | 5-1/4 |
| IR-2189R | 024-9528 | .023 | 90° | | ● | 5-1/4 |
| IR-250H | 596-8665 | .025 | 0° | ● | | 5-1/2 |
| IR-2545H | | .025 | 45° | ● | | 5-1/2 |
| IR-2590H | 024-9531 | .025 | 90° | ● | | 5-1/2 |
| IR-380H | 293-0048 | .038 | 0° | ● | | 5-1/2 |
| IR-3845H | | .038 | 45° | ● | | 5-1/2 |
| IR-3890H | | .038 | 90° | ● | | 5-1/2 |
| IR-380S | 288-9717 | .038 | 0° | | ● | 6-1/4 |
| IR-3845S | 288-9716 | .038 | 45° | | ● | 6-1/4 |
| IR-3890S | 408-1434 | .038 | 90° | | ● | 6-1/4 |
| IR-470H | | .047 | 0° | ● | | 5-1/2 |
| IR-4745H | | .047 | 45° | ● | | 5-1/2 |
| IR-470S | | .047 | 0° | | ● | 5-3/4 |
| IR-4745S | | .047 | 45° | | ● | 5-3/4 |
| IR-4790S | | .047 | 90° | | ● | 5-3/4 |
| IR-700H | 293-0045 | .070 | 0° | ● | | 6-1/2 |
| IR-7045H | 801-0957 | .070 | 45° | ● | | 6-1/2 |
| IR-7090H | 595-9532 | .070 | 90° | ● | | 6-1/2 |
| IR-700S | 293-0049 | .070 | 0° | | ● | 7 |
| IR-7045S | 640-6352 | .070 | 45° | | ● | 7 |
| IR-7090S | 024-9529 | .070 | 90° | | ● | 7 |
| IR-900H | 293-0046 | .090 | 0° | ● | | 9 |
| IR-9045H | 520-9863 | .090 | 45° | ● | | 9 |
| IR-9090H | 602-4845 | .090 | 90° | ● | | 9 |
| IR-1150S | 293-0047 | .115 | 0° | | ● | 9-1/4 |
| IR-11590S | 892-5919 | .115 | 90° | | ● | 9-1/4 |

*Minis do not have a stop and grips. Models IR-1150S and IR-11590S are furnished with spring and grip, but no stop.

**Shielded

| PART NO. | NSN 5120- | TIP DIA. (in.) | TIP ANGLE | TYPE | | NOM. LENGTH (in.) |
|------------|-----------|-------------------|-----------|----------------|--------------|----------------------|
| | | | | Int. (Housing) | Ext. (Shaft) | |
| IR-250HU | 596-1106 | .025 | 0° | ● | | 5-1/2 |
| IR-2545HU | 640-6357 | .025 | 45° | ● | | 5-1/2 |
| IR-2590HU | | .025 | 90° | ● | | 5-1/2 |
| IR-380HU | 293-2514 | .038 | 0° | ● | | 5-1/2 |
| IR-3845HU | 640-6356 | .038 | 45° | ● | | 5-1/2 |
| IR-3890HU | | .038 | 90° | ● | | 5-1/2 |
| IR-380SU | 292-2513 | .038 | 0° | | ● | 6-1/4 |
| IR-3845SU | 640-6353 | .038 | 45° | | ● | 6-1/4 |
| IR-3890SU | 752-9755 | .038 | 90° | | ● | 6-1/4 |
| IR-470HU | | .047 | 0° | ● | | 5-1/2 |
| IR-4745HU | | .047 | 45° | ● | | 5-1/2 |
| IR-4790HU | | .047 | 90° | ● | | 5-1/2 |
| IR-4745SU | | .047 | 45° | | ● | 5-3/4 |
| IR-4790SU | | .047 | 90° | | ● | 5-3/4 |
| IR-700HU | 596-0711 | .070 | 0° | ● | | 6-1/2 |
| IR-7045HU | 640-6355 | .070 | 45° | ● | | 6-1/2 |
| IR-7090HU | | .070 | 90° | ● | | 6-1/2 |
| IR-700SU | 595-9555 | .070 | 0° | | ● | 7 |
| IR-7045SU | 640-6352 | .070 | 45° | | ● | 7 |
| IR-7090SU | | .070 | 90° | | ● | 7 |
| IR-90HU | 595-0554 | .090 | 0° | ● | | 9 |
| IR-9090HU | 793-5052 | .090 | 90° | ● | | 9 |
| IR-1150SU | 293-0044 | .115 | 0° | | ● | 9-1/4 |
| IR-11545SU | | .115 | 45° | | ● | 9-1/4 |

REPLACEABLE TIP PLIERS

REPLACEABLE TIP PLIERS WITH SPRINGS AND GRIPS FOR 3/8" TO 2" RINGS

- One tool handles different size rings by changing tips.
- Spring return.
- Cushion grips.
- Kits feature internal and external pliers with 8 pairs of tips – 2 tools take the place of 16 different pliers!
- Precision-ground replaceable tips also available separately in 0°, 45° and 90° offsets and 4 different tip diameters.

IR-44K SAE KIT

- Two replaceable tip pliers (internal and external) with tip kit IR-8TK (8 pairs).
- Reusable plastic storage case.

IR-44MK HANG CARD KIT - SAE AND METRIC

- Two replaceable tip pliers (internal and external) with SAE and METRIC size tip kit IR-184TK (8 pairs).
- Hang card with instructions and ring sizes.
- Reusable plastic storage case.

For replacement tips and tip kits, see page 64

| PART NO. | DESCRIPTION | TYPE | |
|----------|---|----------------|--------------|
| | | Int. (Housing) | Ext. (Shaft) |
| IR-44K | SAE Kit includes (1) Internal Pliers, (1) External Pliers & IR-8TK Tip Kit (8 pairs) in reusable plastic storage case | • | • |
| IR-44MK | SAE & METRIC Kit includes (1) Internal Pliers, (1) External Pliers, IR-184TK SAE & METRIC Tip Kit (8 pairs) with hang card instructions in reusable plastic storage case. | • | • |
| IR-44H | Internal Pliers & IR-182TK Tip Kit (4 pairs) | • | |
| IR-44S | External Pliers & IR-182TK Tip Kit (4 pairs) | | • |

For shaft/bore diameter and ring series reference, see pages 67-68

THE PROFESSIONAL'S CHOICE FOR INTERMEDIATE SIZE 1-1/2" TO 4" RINGS IR-50K HEAVY DUTY PLIERS SET

- Two replaceable tip pliers (internal and external) with 8 pairs of tips take the place of 16 separate pliers!
- Spring ratchet lock mechanism minimizes fatigue by allowing the ring to be compressed or expanded through gradual moves and then locked at a desired size without continued pressure on the handles. Heavy and large rings are safely and easily controlled.
- Tips mount directly to pliers for maximum stability.
- Spring return.
- Cushion grips.

Conforms to ASME Standard B107.500-2010

For replacement tips and tip kits see page 64

| PART NO. | DESCRIPTION |
|----------|--|
| IR-50K | Kit includes (1) IR-50H heavy duty internal pliers, (1) IR-50S heavy duty external pliers and (8) pair tips in custom-molded storage case. |
| IR-50H | Internal pliers only – without tips |
| IR-50S | External pliers only – without tips |

For shaft/bore diameter and ring series reference, see pages 67-68



Tip kit with 8 pairs of SAE tips

SAE KIT

IR-44K



SAE and METRIC size tip kit

SAE & METRIC HANG CARD KIT

IR-44MK



IR-44H

Conforms to ASME Standard B107.500-2010



IR-50K

High carbon, hardened steel for durability and strength

Black oxide finish resists rust and corrosion

Ratchet Lock

(Shown with tips installed) IR-50H

LARGE & EXTRA-LARGE RATCHETING PLIERS

FOR SAFE & EASY CONTROL OF 3" TO 10" RINGS

- Ratchet Lock mechanism for safe and easy control of large, heavy rings.
- Spring return.
- 0°, 45° and 90° offsets in .120", .150" and .170" tip diameters.
- Precision-ground tips mount directly to pliers for maximum stability.

LARGE PLIERS

| PART NO. | TIP DIA. (in.) | TIP ANGLE | TYPE | | NOM. LENGTH (in.) |
|-----------|-------------------|-----------|----------------|--------------|----------------------|
| | | | Int. (Housing) | Ext. (Shaft) | |
| IR-120H | .120 | 0° | ● | | 16 |
| IR-12045H | .120 | 45° | ● | | 16 |
| IR-12090H | .120 | 90° | ● | | 16 |
| IR-120S | .120 | 0° | | ● | 16 |
| IR-12045S | .120 | 45° | | ● | 16 |
| IR-12090S | .120 | 90° | | ● | 16 |

For replacement tips, see page 64

EXTRA-LARGE PLIERS

| PART NO. | TIP DIA. (in.) | TIP ANGLE | TYPE | | NOM. LENGTH (in.) |
|-----------|-------------------|-----------|----------------|--------------|----------------------|
| | | | Int. (Housing) | Ext. (Shaft) | |
| IR-150H | .150 | 0° | ● | | 29 |
| IR-15045H | .150 | 45° | ● | | 29 |
| IR-15090H | .150 | 90° | ● | | 29 |
| IR-170S | .170 | 0° | | ● | 19 |
| IR-17045S | .170 | 45° | | ● | 19 |
| IR-17090S | .170 | 90° | | ● | 19 |

For replacement tips, see page 64

For shaft/bore diameter and ring series reference, see pages 67-68

IR-120S



1. Loosen ring first with punch or similar tool to remove bond from rust and accumulated dirt.
2. Use largest tip pliers that will fit in holes of ring.
3. Push tips as far into ring holes as possible before squeezing handles.
4. Use minimal pressure needed to remove or install ring.
5. Never use your pliers for anything other than installing and removing retaining rings.



IR-120H



IR-120S



IR-150H




IR-170S

LOCK RING PLIERS

FIXED TIP AND REPLACEABLE TIP PLIERS FOR EXTERNAL RINGS WITHOUT PICKUP HOLES

- For industrial and power transmission lock ring applications.
- Spring return for ease of operation.
- Cushion grips.



FIXED TIP LOCK RING PLIERS

| PART NO. | DESCRIPTION | NOM. LENGTH (in.) |
|----------|---------------------------------|-------------------|
| IR-15R | Small, Auto Transmission | 7-1/2 |
| IR-47R | Standard (NSN 5120-00-595-9551) | 8-1/2 |
| IR-48R | Thin Nose | 8-1/2 |
| IR-601R | Auto Transmission | 9-1/2 |
| IR-602R | Heavy Duty | 8-1/2 |

REPLACEABLE TIP LOCK RING PLIERS

| PART NO. | DESCRIPTION | NOM. LENGTH (in.) |
|----------|--|-------------------|
| IR-LRRL | External Pliers with IR-47R style tips, ratchet lock & spring return | 10-1/2 |
| IR-LRS | External Pliers with IR-47R style tips & spring return | 14 |
| IR-LHS | Horseshoe style tips (1 pair) for above pliers | |



IR-48R



IR-601R



IR-602R



IR-LRRL



IR-LRS



REPLACEABLE TIPS & TIP KITS

- Our proprietary manufacturing process results in a proven method of creating strong, long-lasting replaceable tips for Imperial® pliers.
- Precision-ground and hardened.
- Color-coded by size.
- Kits of common sizes are available.



Straight 0°



45°



90°



IR-50H INTERNAL



IR-50S EXTERNAL

REPLACEABLE TIPS FOR IR-44H AND IR-44S

| PART NO. | DESCRIPTION | TIP DIA. (in.) | COLOR | TIP ANGLE | MILBAR® REF# |
|----------|--|----------------|--------|-----------|--------------|
| IR-380T | 1 Pair | .038 | Black | 0° | 4435R |
| IR-3845T | 1 Pair | .038 | Black | 45° | 4436R |
| IR-3890T | 1 Pair | .038 | Black | 90° | 4437R |
| IR-470T | 1 Pair | .047 | Silver | 0° | 4445R |
| IR-4715T | 1 Pair | .047 | Silver | 15° | 4448R |
| IR-4745T | 1 Pair | .047 | Silver | 45° | 4446R |
| IR-4790T | 1 Pair | .047 | Silver | 90° | 4447R |
| IR-700T | 1 Pair | .070 | Gold | 0° | 4463R |
| IR-8TK | Tip Kit, 8 Pair 1 pair each: .038" 0°, 45°, 90°; .047" 0°, 45°, 90°; .070" 0°, 15° | | | | 4496R |
| IR-184TK | Tip Kit, 8 Pair SAE/Metric 1 pair each: .038" 0°, 15°, 45°; .047" 0°, 15°, 90°; .070" 15°; .093" 0° | | | | 45R08 |
| IR-182TK | Tip Kit, 4 Pair 1 pair each: .038" 90°; .047" 0°, 45°; .070" 0° | | | | 4481R |
| IR-183TK | Tip Kit, 8 Pair 2 pairs each: .038" 90°; .047" 0°, 45°; .070" 0° | | | | 4482R |

REPLACEABLE TIPS FOR IR-50H AND IR-50S

(Both pliers use same tip)

| PART NO. | DESCRIPTION | TIP DIA. (in.) | COLOR | TIP ANGLE | MILBAR® REF# |
|-----------|--|----------------|--------|-----------|--------------|
| IR-593T | 1 Pair | .093 | Gold | 0° | 5021R |
| IR-9345T | 1 Pair | .093 | Gold | 45° | 5023R |
| IR-9390T | 1 Pair | .093 | Gold | 90° | 5024R |
| IR-1080T | 1 Pair | .108 | Black | 0° | 5005R |
| IR-10815T | 1 Pair | .108 | Black | 15° | 5006R |
| IR-10845T | 1 Pair | .108 | Black | 45° | 5007R |
| IR-10890T | 1 Pair | .108 | Black | 90° | 5008R |
| IR-5120T | 1 Pair | .120 | Silver | 0° | 5009R |
| IR-51215T | 1 Pair | .120 | Silver | 15° | 5011R |
| IR-51245T | 1 Pair | .120 | Silver | 45° | 5012R |
| IR-51290T | 1 Pair | .120 | Silver | 90° | 5013R |
| IR-LHS | 1 Pair Horseshoe Lock Ring w/ screws | | | | 5036R |
| IR-5108TK | Tip Kit, 4 Pair w/ screws 1 pair each: .108" 0°, 15°, 45°, 90° | | | | 5002R |
| IR-5120TK | Tip Kit, 4 Pair w/ screws 1 pair each: .120" 0°, 15°, 45°, 90° | | | | 5003R |
| IR-5004TK | Tip Kit, 4 Pair w/ screws 1 pair each: .108" 15°, 45°; .120" 45°, 90° | | | | 5004R |

REPLACEABLE TIPS FOR IR-120H, IR-120S, IR-150H AND IR-170S

| PART NO. | DESCRIPTION | TIP DIA. (in.) | TIP ANGLE | MILBAR® REF# |
|--|------------------|----------------|-----------|--------------|
| FOR MODEL IR-120H AND IR-120S PLIERS (both pliers use same tips) | | | | |
| IR-120T | 1 Pair w/ screws | .120 | 0° | 7801R |
| IR-124T | 1 Pair w/ screws | .120 | 45° | 7845R |
| IR-129T | 1 Pair w/ screws | .120 | 90° | 7890R |
| FOR MODEL IR-150H PLIERS | | | | |
| IR-150T | 1 Pair w/ screws | .150 | 0° | 71001R |
| IR-154T | 1 Pair w/ screws | .150 | 45° | 71451R |
| IR-159T | 1 Pair w/ screws | .150 | 90° | 71901R |
| FOR MODEL IR-170S PLIERS | | | | |
| IR-170T | 1 Pair w/ screws | .170 | 0° | 68001R |
| IR-174T | 1 Pair w/ screws | .170 | 45° | 68451R |
| IR-179T | 1 Pair w/ screws | .170 | 90° | 68901R |



IR-120H INTERNAL



IR-120S EXTERNAL



IR-150H INTERNAL



IR-170S EXTERNAL

RETAINING RING PLIERS REFERENCE GUIDE

| PART NO. | DESCRIPTION | TIP DIA. (in.) | TIP ANGLE | RING TYPE | | TIP STYLE | | GRIPS | SPRING | STOP | RATCHET LOCK | MILBAR® REF# |
|-------------------------------|---|------------------------|-------------------|----------------|--------------|-----------|----------|-------|--------|------|--------------|--------------|
| | | | | Int. (Housing) | Ext. (Shaft) | FIXED | REPLACE. | | | | | |
| CONVERTIBLE PLIERS | | | | | | | | | | | | |
| IR-3818C | CAM-LOCK™ Convertible | .038 | 18° | ● | ● | ● | | ● | ● | | | 120418R |
| IR-3890C | CAM-LOCK™ Convertible | .038 | 90° | ● | ● | ● | | ● | ● | | | 120490R |
| IR-4718C | CAM-LOCK™ Convertible | .047 | 18° | ● | ● | ● | | ● | ● | | | 320418R |
| IR-4790C | CAM-LOCK™ Convertible | .047 | 90° | ● | ● | ● | | ● | ● | | | 320490R |
| IR-7018C | CAM-LOCK™ Convertible | .070 | 18° | ● | ● | ● | | ● | ● | | | 340418R |
| IR-7090C | CAM-LOCK™ Convertible | .070 | 90° | ● | ● | ● | | ● | ● | | | 340490R |
| IR-4CK | 4-pc. CAM-LOCK™ Kit w/Storage Tray | .038, .070 | 18°, 90° | ● | ● | ● | | ● | ● | | | 4304R |
| IR-6CK | 6-pc. CAM-LOCK™ Kit w/Storage Case | .038, .047, .070 | 18°, 90° | ● | ● | ● | | ● | ● | | | 4306R |
| IR-38Q | Qtr-Turn® Convertible | .038 | 0° | ● | ● | ● | | ● | | | | 1202R |
| IR-3845Q | Qtr-Turn® Convertible | .038 | 45° | ● | ● | ● | | ● | | | | 120245R |
| IR-3890Q | Qtr-Turn® Convertible | .038 | 90° | ● | ● | ● | | ● | | | | 120290R |
| IR-47Q | Qtr-Turn® Convertible | .047 | 0° | ● | ● | ● | | ● | | | | 3202R |
| IR-4745Q | Qtr-Turn® Convertible | .047 | 45° | ● | ● | ● | | ● | | | | 320245R |
| IR-4790Q | Qtr-Turn® Convertible | .047 | 90° | ● | ● | ● | | ● | | | | 320290R |
| IR-70Q | Qtr-Turn® Convertible | .070 | 0° | ● | ● | ● | | ● | | | | 3402R |
| IR-7045Q | Qtr-Turn® Convertible | .070 | 45° | ● | ● | ● | | ● | | | | 340245R |
| IR-7090Q | Qtr-Turn® Convertible | .070 | 90° | ● | ● | ● | | ● | | | | 340290R |
| IR-90Q | Qtr-Turn® Convertible | .090 | 0° | ● | ● | ● | | ● | | | | 5602R |
| IR-9045Q | Qtr-Turn® Convertible | .090 | 45° | ● | ● | ● | | ● | | | | 560245R |
| IR-9090Q | Qtr-Turn® Convertible | .090 | 90° | ● | ● | ● | | ● | | | | 560290R |
| IR-12QK | Qtr-Turn® 12-Pc. Kit (1 ea size) w/Storage Case | .038, .047, .070, .090 | 0°, 45°, 90° | ● | ● | ● | | ● | | | | 1225R |
| IR-6QK | Qtr-Turn® 6-Pc. Kit w/Storage Case | .038, .047, .070 | 0°, 90° | ● | ● | ● | | ● | | | | 625R |
| IR-38 | Standard Convertible (NSN 5120-00-089-0874) | .038 | 0° | ● | ● | ● | | ● | | | | 12R |
| IR-3845 | Standard Convertible (NSN 5120-00-930-9186) | .038 | 45° | ● | ● | ● | | ● | | | | 1245R |
| IR-3890 | Standard Convertible | .038 | 90° | ● | ● | ● | | ● | | | | 1290R |
| IR-47 | Standard Convertible | .047 | 0° | ● | ● | ● | | ● | | | | 32R |
| IR-4745 | Standard Convertible | .047 | 45° | ● | ● | ● | | ● | | | | 3245R |
| IR-4790 | Standard Convertible | .047 | 90° | ● | ● | ● | | ● | | | | 3290R |
| IR-70 | Standard Convertible | .070 | 0° | ● | ● | ● | | ● | | | | 34R |
| IR-7045 | Standard Convertible | .070 | 45° | ● | ● | ● | | ● | | | | 3445R |
| IR-7090 | Standard Convertible | .070 | 90° | ● | ● | ● | | ● | | | | 3490R |
| IR-90 | Standard Convertible | .090 | 0° | ● | ● | ● | | ● | | | | 56R |
| IR-9045 | Standard Convertible | .090 | 45° | ● | ● | ● | | ● | | | | 5645R |
| IR-9090 | Standard Convertible | .090 | 90° | ● | ● | ● | | ● | | | | 5690R |
| IR-12K | 12-Pc. Professional Std. Conv. Kit w/Storage Case | .038, .047, .070, .090 | 0°, 45°, 90° | ● | ● | ● | | ● | | | | 43R |
| IR-045K | 6-Pc. Std. Conv. Kit w/Custom Molded Storage Case | .038, .047, .070 | 0°, 45° | ● | ● | ● | | ● | | | | 4645R |
| IR-090K | 6-Pc. Std. Conv. Kit w/Custom Molded Storage Case | .038, .047, .070 | 0°, 90° | ● | ● | ● | | ● | | | | 4690R |
| IR-47700K | 2-Pc. Std. Conv. Kit in Plastic Case | .047, .070 | 0° | ● | ● | ● | | ● | | | | 42R |
| IR-477045K | 2-Pc. Std. Conv. Kit in Plastic Case | .047, .070 | 45° | ● | ● | ● | | ● | | | | 4245R |
| IR-477090K | 2-Pc. Std. Conv. Kit in Plastic Case | .047, .070 | 90° | ● | ● | ● | | ● | | | | 4290R |
| IR-6CKCASE | Custom Molded Storage Case for 6-Pc. CAM-LOCK™ Kit | | | | | | | | | | | 4601R |
| IR-12KCASE | Custom Molded Storage Case for 12-Pc. Standard Kit | | | | | | | | | | | 4301R |
| IR-12QKCASE | Custom Molded Storage Case for 12-Pc. Qtr-Turn® Kit | | | | | | | | | | | 4301R |
| IR-6QKCASE | Custom Molded Storage Case for 6-Pc. Qtr-Turn® Kit | | | | | | | | | | | 4601R |
| IR-6KCASE | Custom Molded Storage Case for 6-Pc. Standard Kit | | | | | | | | | | | 4601R |
| IR-92 | Universal Convertible, Reg., with Tip Kit | .038, .047, .070 | 0°, 90° | ● | ● | | ● | ● | ● | | | 92R |
| REPLACEABLE TIP PLIERS | | | | | | | | | | | | |
| IR-120S | Large, Ratchet Lock | .120 | 0° | | ● | | ● | | ● | | ● | 8R |
| IR-120H | Large, Ratchet Lock | .120 | 0° | ● | | | ● | | ● | | ● | 7R |
| IR-12045S | Large, Ratchet Lock | .120 | 45° | | ● | | ● | | ● | | ● | 845R |
| IR-12045H | Large, Ratchet Lock | .120 | 45° | ● | | | ● | | ● | | ● | 745R |
| IR-12090S | Large, Ratchet Lock | .120 | 90° | | ● | | ● | | ● | | ● | 890R |
| IR-12090H | Large, Ratchet Lock | .120 | 90° | ● | | | ● | | ● | | ● | 790R |
| IR-150H | Extra Large, Ratchet Lock | .150 | 0° | ● | | | ● | | ● | | ● | 71R |
| IR-15045H | Extra Large, Ratchet Lock | .150 | 45° | ● | | | ● | | ● | | ● | 7145R |
| IR-15090H | Extra Large, Ratchet Lock | .150 | 90° | ● | | | ● | | ● | | ● | 7190R |
| IR-170S | Extra Large, Ratchet Lock | .170 | 0° | | ● | | ● | | ● | | ● | 68R |
| IR-17045S | Extra Large, Ratchet Lock | .170 | 45° | ● | | | ● | | ● | | ● | 6845R |
| IR-17090S | Extra Large, Ratchet Lock | .170 | 90° | ● | | | ● | | ● | | ● | 6890R |
| IR-44S | External Pliers, Replaceable Tip | .038, .047, .070 | 0°, 45°, 90° | ● | ● | | ● | ● | ● | | | 4460R |
| IR-44H | Internal Pliers, Replaceable Tip | .038, .047, .070 | 0°, 45°, 90° | ● | ● | | ● | ● | ● | | | 4450R |
| IR-44K | Replaceable Tip Retaining Ring Pliers, Kit (2 pr. pliers, tip kit) | .038, .047, .070 | 0°, 15°, 45°, 90° | ● | ● | | ● | ● | ● | | | 4440R |
| IR-44MK | SAE & Metric Kit, Hang Card (2 pr. pliers, tip kit) | .038, .047, .070, .093 | 0°, 15°, 45°, 90° | ● | ● | | ● | ● | ● | | | 44R |
| IR-50S | Heavy Duty External Pliers | | | ● | ● | | ● | ● | ● | | ● | 28R08 |
| IR-50H | Heavy Duty Internal Pliers | | | ● | ● | | ● | ● | ● | | ● | 27R08 |
| IR-50K | Heavy Duty Retaining Ring Pliers (2 pr. pliers, tip kit & storage case) | .108, .120 | 0°, 15°, 45°, 90° | ● | ● | | ● | ● | ● | | ● | 50R |
| INDUSTRIAL PLIERS | | | | | | | | | | | | |
| IR-230S | Mini Industrial, Shielded (NSN 5120-00-595-9550) | .023 | 0° | | ● | ● | | | ● | | | 0012R |
| IR-0015R | Mini Industrial, Shielded (NSN 5120-00-595-9548) | .023 | 0° | | ● | ● | | | ● | | | 0015R |
| IR-0018R | Mini Industrial, Shielded (NSN 5120-00-288-9711) | .023 | 0° | | ● | ● | | | ● | | | 0018R |
| IR-2124R | Mini Industrial (NSN 5120-00-892-4890) | .023 | 45° | | ● | ● | | | ● | | | 2124R |
| IR-2154R | Mini Industrial | .023 | 45° | | ● | ● | | | ● | | | 2154R |

RETAINING RING PLIERS REFERENCE GUIDE

| PART NO. | DESCRIPTION | TIP DIA. (in.) | TIP ANGLE | RING TYPE | | TIP STYLE | | GRIPS | SPRING | STOP | RATCHET LOCK | MILBAR® REF# |
|--------------------------|---|-------------------|-----------|----------------|--------------|-----------|----------|-------|--------|------|--------------|-----------------|
| | | | | Int. (Housing) | Ext. (Shaft) | FIXED | REPLACE. | | | | | |
| INDUSTRIAL PLIERS | | | | | | | | | | | | |
| IR-2184R | Mini Industrial (NSN 5120-00-024-9527) | .023 | 45° | | ● | ● | | | ● | | | 2184R |
| IR-2129R | Mini Industrial | .023 | 90° | | ● | ● | | | ● | | | 2129R |
| IR-2159R | Mini Industrial | .023 | 90° | | ● | ● | | | ● | | | 2159R |
| IR-2189R | Mini Industrial (NSN 5120-00-024-9528) | .023 | 90° | | ● | ● | | | ● | | | 2189R |
| IR-250H | Industrial Pliers (NSN 5120-00-596-8665) | .025 | 0° | ● | | ● | | ● | ● | ● | | 101R |
| IR-2545H | Industrial Pliers | .025 | 45° | ● | | ● | | ● | ● | ● | | 10145R |
| IR-2590H | Industrial Pliers (NSN 5120-00-024-9531) | .025 | 90° | ● | | ● | | ● | ● | ● | | 10190R |
| IR-380S | Industrial Pliers (NSN 5120-00-288-9717) | .038 | 0° | | ● | ● | | ● | ● | ● | | 2R |
| IR-380H | Industrial Pliers (NSN 5120-00-293-0048) | .038 | 0° | ● | | ● | | ● | ● | ● | | 1R |
| IR-3845S | Industrial Pliers (NSN 5120-00-288-9716) | .038 | 45° | | ● | ● | | ● | ● | ● | | 245R |
| IR-3845H | Industrial Pliers | .038 | 45° | ● | | ● | | ● | ● | ● | | 145R |
| IR-3890S | Industrial Pliers (NSN 5120-00-408-1434) | .038 | 90° | | ● | ● | | ● | ● | ● | | 290R |
| IR-3890H | Industrial Pliers | .038 | 90° | ● | | ● | | ● | ● | ● | | 190R |
| IR-470S | Industrial Pliers | .047 | 0° | | ● | ● | | ● | ● | ● | | 202R |
| IR-470H | Industrial Pliers | .047 | 0° | ● | | ● | | ● | ● | ● | | 102R |
| IR-4745S | Industrial Pliers | .047 | 45° | | ● | ● | | ● | ● | ● | | 20245R |
| IR-4745H | Industrial Pliers | .047 | 45° | ● | | ● | | ● | ● | ● | | 10245R |
| IR-4790S | Industrial Pliers | .047 | 90° | | ● | ● | | ● | ● | ● | | 20290R |
| IR-700S | Industrial Pliers (NSN 5120-00-293-0049) | .070 | 0° | | ● | ● | | ● | ● | ● | | 4R |
| IR-700H | Industrial Pliers (NSN 5120-00-293-0045) | .070 | 0° | ● | | ● | | ● | ● | ● | | 3R |
| IR-7045S | Industrial Pliers (NSN 5120-00-640-6352) | .070 | 45° | | ● | ● | | ● | ● | ● | | 445R |
| IR-7045H | Industrial Pliers (NSN 5120-00-801-0957) | .070 | 45° | ● | | ● | | ● | ● | ● | | 345R |
| IR-7090S | Industrial Pliers (NSN 5120-00-024-9529) | .070 | 90° | | ● | ● | | ● | ● | ● | | 490R |
| IR-7090H | Industrial Pliers (NSN 5120-00-595-9532) | .070 | 90° | ● | | ● | | ● | ● | ● | | 390R |
| IR-900H | Industrial Pliers (NSN 5120-00-293-0046) | .090 | 0° | ● | | ● | | ● | ● | ● | | 5R |
| IR-9045H | Industrial Pliers (NSN 5120-00-520-9863) | .090 | 45° | ● | | ● | | ● | ● | ● | | 545R |
| IR-9090H | Industrial Pliers (NSN 5120-00-602-4845) | .090 | 90° | ● | | ● | | ● | ● | ● | | 590R |
| IR-1150S | Industrial Pliers (NSN 5120-00-293-0047) | .115 | 0° | | ● | ● | | ● | ● | ● | | 66R |
| IR-11590S | Industrial Pliers (NSN 5120-00-892-5919) | .115 | 90° | | ● | ● | | ● | ● | ● | | 6690R |
| UTILITY PLIERS | | | | | | | | | | | | |
| IR-250HU | Utility Pliers (NSN 5120-00-596-1106) | .025 | 0° | ● | | ● | | | | | | 2101R |
| IR-2545HU | Utility Pliers (NSN 5120-00-640-6357) | .025 | 45° | ● | | ● | | | | | | 210145R |
| IR-2590HU | Utility Pliers | .025 | 90° | ● | | ● | | | | | | 210190R |
| IR-380HU | Utility Pliers (NSN 5120-00-293-2514) | .038 | 0° | ● | | ● | | | | | | 21R |
| IR-380SU | Utility Pliers (NSN 5120-00-292-2513) | .038 | 0° | | ● | ● | | | | | | 22R |
| IR-3845HU | Utility Pliers (NSN 5120-00-640-6356) | .038 | 45° | ● | | ● | | | | | | 2145R |
| IR-3845SU | Utility Pliers (NSN 5120-00-640-6353) | .038 | 45° | | ● | ● | | | | | | 2245R |
| IR-3890HU | Utility Pliers | .038 | 90° | ● | | ● | | | | | | 2190R |
| IR-3890SU | Utility Pliers (NSN 5120-00-752-9755) | .038 | 90° | | ● | ● | | | | | | 2290R |
| IR-470HU | Utility Pliers | .047 | 0° | ● | | ● | | | | | | 2102R |
| IR-4745HU | Utility Pliers | .047 | 45° | ● | | ● | | | | | | 210245R |
| IR-4745SU | Utility Pliers | .047 | 45° | | ● | ● | | | | | | 220245R |
| IR-4790HU | Utility Pliers | .047 | 90° | ● | | ● | | | | | | 210290R |
| IR-4790SU | Utility Pliers | .047 | 90° | | ● | ● | | | | | | 220290R |
| IR-700HU | Utility Pliers (NSN 5120-00-596-0711) | .070 | 0° | ● | | ● | | | | | | 23R |
| IR-700SU | Utility Pliers (NSN 5120-00-595-9555) | .070 | 0° | | ● | ● | | | | | | 24R |
| IR-7045HU | Utility Pliers (NSN 5120-00-640-6355) | .070 | 45° | ● | | ● | | | | | | 2345R |
| IR-7045SU | Utility Pliers | .070 | 45° | | ● | ● | | | | | | 2445R |
| IR-7090HU | Utility Pliers | .070 | 90° | ● | | ● | | | | | | 2390R |
| IR-7090SU | Utility Pliers | .070 | 90° | | ● | ● | | | | | | 2490R |
| IR-90HU | Utility Pliers (NSN 5120-00-595-0554) | .090 | 0° | ● | | ● | | | | | | 25R |
| IR-9090HU | Utility Pliers (NSN 5120-00-793-5052) | .090 | 90° | ● | | ● | | | | | | 2590R |
| IR-1150SU | Utility Pliers (NSN 5120-00-293-0044) | .115 | 0° | | ● | ● | | | | | | 266R |
| IR-11545SU | Utility Pliers | .115 | 45° | | ● | ● | | | | | | 26645R |
| LOCK RING PLIERS | | | | | | | | | | | | |
| IR-15R | Small, Auto Transmission | | | | ● | ● | | ● | ● | | | 15R |
| IR-47R | Standard (NSN 5120-00-595-9551) | | | | ● | ● | | ● | ● | | | 47R |
| IR-48R | Thin Nose | | | | ● | ● | | ● | ● | | | 48R |
| IR-601R | Auto Transmission | | | | ● | ● | | ● | ● | | | 601R |
| IR-602R | Heavy Duty | | | | ● | ● | | ● | ● | | | 602R |
| IR-LRRL | Lock Ring Pliers with Ratchet Lock, IR-47R Style Tips | | | | ● | ● | | ● | ● | | ● | 2836R |
| IR-LRS | Lock Ring Pliers with IR-47R Style Tips | | | | ● | ● | | ● | ● | | | 4936R |

SHAFT/BORE DIAMETER & RING SERIES REFERENCE

| CONVERTIBLE PLIERS | | | | | | | | | |
|------------------------------|------------------------------|---------------------|---------------------------------|----------------|-------------------------|--------------------------------|----------------------------------|---------------------|----------------|
| | PLIERS PART NO. TIP ANGLE | | | TIP SIZE (in.) | SHAFT DIAMETER (in.) | HOUSING/BORE DIAMETER (in.) | RETAINING RING MFG / RING SERIES | | |
| | 0° | 45° | 90° | | | | ROTOR CLIP® | TRUARC® | DASH NO. |
| FIXED TIPS | IR-38Q IR-3818C IR-38 | IR-3845Q IR-3845 | IR-3890Q IR-3890C IR-3890 | .038 | .250 to .672 | | SH, BSH | 5100, 5101 | -25 thru -66 |
| | | | | | .500 to .781 | | SHI | 5108 | -50 thru -78 |
| | | | | | .125 to .250 | | SHF | 5555 | -12 thru -25 |
| | | | | | | .375 to .562 | HO, BHO | N5000, N5001 | -37 thru -56 |
| | | | | | | .750 to 1 | HOI | 5008 | -75 thru -100 |
| | IR-47Q IR-4718C IR-47 | IR-4745Q IR-4745 | IR-4790Q IR-4790C IR-4790 | .047 | .687 to .875 | | SH, BSH | 5100, 5101 | -68 thru -87 |
| | | | | | .812 to 1 | | SHI | 5108 | -81 thru -100 |
| | | | | | .312, .375 | | SHF | 5555 | -31, -37 |
| | | | | | | .625 to 1.023 | HO, BHO | N5000, N5001 | -62 thru -102 |
| | | | | | | 1 to 1.023 | VHO | N5002 | -100 thru -102 |
| | IR-70Q IR-7018C IR-70 | IR-7045Q IR-7045 | IR-7090Q IR-7090C IR-7090 | .070 | .938 to 1.438 | | SH, BSH | 5100, 5101 | -93 thru -143 |
| | | | | | 1 to 1.438 | | VSH | 5102 | -100 thru -143 |
| | | | | | 1.062 to 2 | | SHI | 5108 | -106 thru -200 |
| | | | | | .438 to .750 | | SHF | 5555 | -43 thru -75 |
| | | | | | | 1.062 to 1.75 | HO, BHO, VHO | N5000, N5001, N5002 | -106 thru -175 |
| | IR-90Q IR-90 | IR-9045Q IR-9045 | IR-9090Q IR-9090 | .090 | 1.5 to 3.5 | | SH, VSH | 5100, 5102 | -150 thru -350 |
| | | | | | 1.5 to 1.75 | | BSH | 5101 | -150 thru -175 |
| | | | | | 2.156 to 3.25 | | SHI | 5108 | -215 thru -325 |
| | | | | | | 1.812 to 3 | HO, VHO | N5000, N5002 | -181 thru -300 |
| | | | | | | 2.062 to 3 | HOI | 5008 | -206 thru -300 |
| UNIVERSAL CONVERTIBLE PLIERS | | | | | | | | | |
| REPLACEABLE TIPS | IR-92 | | IR-92 | .038 | .250 to .672 | | SH, BSH | 5100, 5101 | -25 thru -66 |
| | | | | | .500 to .781 | | SHI | 5108 | -50 thru -78 |
| | | | | | .125 to .250 | | SHF | 5555 | -12 thru -25 |
| | | | | | | .375 to .562 | HO, BHO | N5000, N5001 | -37 thru -56 |
| | | | | | | .750 to 1 | HOI | 5008 | -75 thru -100 |
| | IR-92 | | IR-92 | .047 | .687 to .875 | | SH, BSH | 5100, 5101 | -68 thru -87 |
| | | | | | .812 to 1 | | SHI | 5108 | -81 thru -100 |
| | | | | | .312, .375 | | SHF | 5555 | -31, -37 |
| | | | | | | .625 to 1.023 | HO, BHO | N5000, N5001 | -62 thru -102 |
| | | | | | | 1 to 1.023 | VHO | N5002 | -100 thru -102 |
| | IR-92 | | IR-92 | .047 | | 1.062 to 1.375 | HOI | 5008 | -106 thru -137 |
| | IR-92 | | IR-92 | .070 | .938 to 1.438 | | SH, BSH | 5100, 5101 | -93 thru -143 |
| | | | | | 1 to 1.438 | | VSH | 5102 | -100 thru -143 |
| | | | | | 1.062 to 2 | | SHI | 5108 | -106 thru -200 |
| | | | | | .438 to .750 | | SHF | 5555 | -43 thru -75 |
| | | | | | 1.062 to 1.75 | HO, BHO, VHO | N5000, N5001, N5002 | -106 thru -175 | |
| | 1.438 to 2 | HOI | 5008 | -143 thru -200 | | | | | |

*Rotor Clip® and Truarc® are registered trademarks of Rotor Clip Company, Inc.



SHAFT/BORE DIAMETER & RING SERIES REFERENCE

| FIXED TIP PLIERS | | | | | | | | | |
|------------------------|------------------------------|-----------|-----------|----------------|----------------------------|--------------------------------|----------------------------------|-----------------------------|--------------------------------|
| | PLIERS PART NO. TIP ANGLE | | | TIP SIZE (in.) | SHAFT DIAMETER (in.) | HOUSING/BORE DIAMETER (in.) | RETAINING RING MFG / RING SERIES | | |
| | 0° | 45° | 90° | | | | ROTOR CLIP* | TRUARC* | DASH NO. |
| MINI | IR-230S | IR-2124R | IR-2129R | .023 | .125 | | SH, BSH, VSH | 5100, 5101, 5102 | -12 |
| | IR-0015R | IR-2154R | IR-2159R | | .156 | | | | -15 |
| | IR-0018R | IR-2184R | IR-2189R | | .188 to .236 | | | | -18 thru -23 |
| INDUSTRIAL | IR-250H | IR-2545H | IR-2590H | .025 | | .250 to .312 | HO, BHO, VHO | N5000, N5001, N5002 | -25 thru -31 |
| | IR-380H | IR-3845H | IR-3890H | .038 | | .375 to 1.023 .750 to 1.375 | HO, BHO, VHO HOI | N5000, N5001, N5002 5008 | -37 thru -102 -75 thru -137 |
| | IR-380S | IR-3845S | IR-3890S | .038 | .250 to .875 | | SH, BSH, VSH | 5100, 5101, 5102 | -25 thru -87 |
| | | | | | .500 to 1.0 | | SHI | 5108 | -50 thru -100 |
| | | | | | .125 to .250 | | SHF | 5555 | -12 thru -25 |
| | IR-470H | IR-4745H | | .047 | .625 - 1.023 | | HO, BHO | N5000, N5001 | -62 thru -102 |
| | | | | | 1 - 1.023 | | VHO | N5002 | -100 thru -102 |
| | | | | | 1.062 - 1.375 | | HOI | 5008 | -106 thru -137 |
| | IR-470S | IR-4745S | IR-4790S | .047 | .687 - .875 | | SH, BSH | 5100, 5101 | -68 thru -87 |
| | | | | | .812 - 1 | | SHI | 5108 | -81 thru 100 |
| | | | | | .312, .375 | | SHF | 5555 | -.31, -.37 |
| | IR-700H | IR-7045H | IR-7090H | .070 | 1.062 to 1.750 | | HO, BHO, VHO | N5000, N5001, N5002 | -106 thru -175 |
| | | | | | 1.437 to 2.000 | | HOI | 5008 | -143 thru -200 |
| | | | | | .938 to 1.438 | | SH, BSH, VSH | 5100, 5101, 5102 | -93 thru -143 |
| | IR-700S | IR-7045S | IR-7090S | .070 | 1.062 to 2.000 | | SHI | 5108 | -106 thru -200 |
| | | | | | .312 to .625 | | SHF | 5555 | -31 thru -62 |
| | | | | | 1.812 to 3.500 | | HO, VHO | N5000, N5002 | -181 thru -350 |
| | IR-900H | IR-9045H | IR-9090H | .090 | 2 to 3 | | HOI | 5008 | -200 thru -300 |
| 1.500 to 3.500 | | | | | | SH, BSH, VSH | 5100, 5101, 5102 | -150 thru -350 | |
| 2.125 to 3.25 | | | | | | SHI | 5108 | -215 thru -325 | |
| IR-1150S | | IR-11590S | .115 | .750 | | SHF | 5555 | -75 | |
| UTILITY | IR-250HU | IR-2545HU | IR-2590HU | .025 | | .250 to .312 | HO, BHO, VHO | N5000, N5001, N5002 | -25 thru -31 |
| | IR-380HU | IR-3845HU | IR-3890HU | .038 | | .375 to 1.023 .750 to 1.375 | HO, BHO, VHO HOI | N5000, N5001, N5002 5008 | -37 thru -102 -75 thru -137 |
| | IR-380SU | IR-3845SU | IR-3890SU | .038 | .250 to .875 | | SH, BSH, VSH | 5100, 5101, 5102 | -25 thru -87 |
| | | | | | .500 to 1.0 | | SHI | 5108 | -50 thru -100 |
| | | | | | .125 to .250 | | SHF | 5555 | -12 thru -25 |
| | IR-470HU | IR-4745HU | IR-4790HU | .047 | .625 - 1.023 | | HO, BHO | N5000, N5001 | -62 thru -102 |
| | | | | | 1 - 1.023 | | VHO | N5002 | -100 thru -102 |
| | | | | | 1.062 - 1.375 | | HOI | 5008 | -106 thru -137 |
| | | IR-4745SU | IR-4790SU | .047 | .687 - .875 | | SH, BSH | 5100, 5101 | -68 thru -87 |
| | | | | | .812 - 1 | | SHI | 5108 | -81 thru 100 |
| | | | | | .312, .375 | | SHF | 5555 | -.31, -.37 |
| | IR-700HU | IR-7045HU | IR-7090HU | .070 | 1.062 to 1.750 | | HO, BHO, VHO | N5000, N5001, N5002 | -106 thru -175 |
| | | | | | 1.437 to 2.000 | | HOI | 5008 | -143 thru -200 |
| | | | | | .938 to 1.438 | | SH, BSH, VSH | 5100, 5101, 5102 | -93 thru -143 |
| | IR-700SU | IR-7045SU | IR-7090SU | .070 | 1.062 to 2.000 | | SHI | 5108 | -106 thru -200 |
| | | | | | .312 to .625 | | SHF | 5555 | -37 thru -62 |
| | | | | | 1.812 to 3.500 | | HO, VHO | N5000, N5002 | -181 thru -350 |
| | IR-90HU | | IR-9090HU | .090 | 2 to 3 | | HOI | 5008 | -200 thru -300 |
| 1.500 to 3.500 | | | | | | SH, BSH, VSH | 5100, 5101, 5102 | -150 thru -350 | |
| 2.125 to 3.25 | | | | | | SHI | 5108 | -215 thru -325 | |
| IR-1150SU | IR-11545SU | | .115 | .750 | | SHF | 5555 | -75 | |
| REPLACEABLE TIP PLIERS | | | | | | | | | |
| SMALL | IR-44K KIT | IR-44H | | | | .375 to 1.750 .750 to 2 | HO, BHO, VHO HOI | N5000, N5001, N5002 5008 | -37 thru -175 -75 thru -200 |
| | | IR-44S | | | .250 to 1.438 .500 to 2 | | SH, BSH, VSH SHI | 5100, 5101, 5102 5108 | -25 thru -143 -50 thru -200 |
| HEAVY DUTY | IR-50K KIT | IR-50H | | .108 | 2.438 to 3.125 | | HO, VHO | N5000, N5002 | -244 thru -312 |
| | | | | | 2.625 to 3 | | HOI | 5008 | -262 thru -300 |
| | | | | .120 | 3.156 to 4.250 | | HO, VHO | N5000, N5002 | -315 thru -425 |
| | | | | | 3.156 to 4 | | HOI | 5008 | -315 thru -400 |
| | | IR-50S | | .108 | 1.500 to 3.500 | | SH | 5100 | -150 thru -350 |
| | | | | | 2.125 to 3.500 | | BSH | 5101 | -150 thru -175 |
| LARGE | IR-120H | IR-12045H | IR-12090H | .120 | 1.562 to 3.750 | | SHI | 5108 | -215 thru -350 |
| | | | | | 3.500 to 3.939 | | SH | 5100 | -156 thru -375 |
| | IR-120S | IR-12045S | IR-12090S | .120 | 3.500 to 4 | | SHI | 5108 | -350 thru -393 |
| | | | | | 3.062 to 6 | | HO | N5000 | -306 thru -600 |
| IR-170S | IR-17045S | IR-17090S | .170 | 6.750 to 9.500 | | HOI | 5008 | -315 thru -400 | |
| | | | | 3.543 to 6.500 | | SH | 5100 | -354 thru -650 | |
| EXTRA LARGE | IR-150H | IR-15045H | IR-15090H | .150 | 3.500 to 4 | | SHI | 5108 | -350 thru -400 |
| | | | | | 6.250 to 10 | | HO, VHO | N5000, N5002 | -625 thru -1000 |
| | | | | | | | SH, VSH | 5100, 5102 | -675 thru -950 |

*Rotor Clip® and Truarc® are registered trademarks of Rotor Clip Company, Inc.

MILBAR® WIRE TWISTERS

The world's leading brand of Wire Twister Tools and Kits, Milbar® Wire Twisters are designed for the professional mechanic. Milbar forgings are made from high carbon alloy steel and are controlled throughout the manufacturing process to exacting engineering specifications. Each tool passes a series of rigorous quality assurance tests which ensure function and reliability under the most demanding environments.

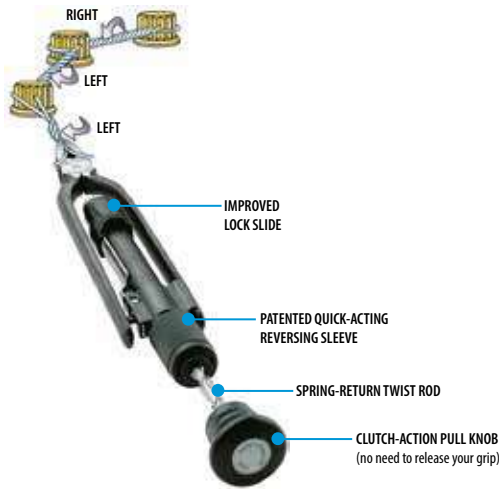
TYPES AND STYLES

Milbar Wire Twisters come in three nominal sizes: 6", 9" and 12". Some models incorporate a Cushion Throat to catch clipped wire ends, preventing FOD (foreign object damage). The Spring Return feature automatically retracts the twist rod to ease and speed the work. Finally, Milbar Wire Twisters can produce right-hand twists (clockwise action), left-hand twists or both (reversible action).




REVERSIBLE WIRE TWISTERS

- Reversible action for left and right twists.
- Automatic spring return.
- Faster with better control.
- Selected models available with cushion throat to hold clipped wire – no Foreign Object Damage (FOD).



Cushion throat catches clipped wire ends.



REVERSIBLE

| PART NO. | DESCRIPTION | NOM. SIZE (in.) | RETURN | TWIST | NOSE | JAW |
|----------|--------------|-----------------|--------|------------|----------|----------------|
| 25W | SafetyTwist® | 6 | Auto | Reversible | Diagonal | Cushion Throat |
| 45W | SafetyTwist® | 6 | Auto | Reversible | Diagonal | Standard |
| 26W | SafetyTwist® | 9 | Auto | Reversible | Diagonal | Cushion Throat |
| 41W | SafetyTwist® | 9 | Auto | Reversible | Diagonal | Standard |
| 42W | SafetyTwist® | 12 | Auto | Reversible | Diagonal | Standard |

Conforms to ASME Standard B107.500-2010

AUTOMATIC RETURN

- Spring return feature automatically retracts the twist rod to ease and speed the work.
- Cushion throat available in 9" model: catches clipped wire ends; prevents FOD.
- Right-hand twist (6", 9", 12") or left-hand twist (9", 12").

1W393



11W



3W6



2W393



Cushion Throat prevents foreign object damage



AUTO RETURN

| PART NO. | DESCRIPTION | NOM. SIZE (in.) | RETURN | TWIST | NOSE | JAW |
|----------|--------------|-----------------|--------|------------|----------|----------------|
| 11W | SafetyTwist® | 6 | Auto | Right Hand | Diagonal | Standard |
| 1W393 | SafetyTwist® | 9 | Auto | Right Hand | Diagonal | Standard |
| 3W6 | SafetyTwist® | 9 | Auto | Right Hand | Diagonal | Cushion Throat |
| 5W4 | SafetyTwist® | 9 | Auto | Left Hand | Diagonal | Standard |
| 2W393 | SafetyTwist® | 12 | Auto | Right Hand | Diagonal | Standard |
| 6W4 | SafetyTwist® | 12 | Auto | Left Hand | Diagonal | Standard |

Conforms to ASME Standard B107.500-2010

MANUAL RETURN

- Manual return models combine full performance with economy – for the infrequent user.
- Cushion throat available in 9” model: catches clipped wire ends; prevents FOD.
- Right-hand twist (6”, 9”, 12”) or left-hand twist (9”, 12”).



13W SPECIALTY TWISTER

- For difficult access situations (i.e., deep reach or close quarters).
- Adjustable 13” to 19”.
- Right-hand twist.
- Manual return.



MANUAL RETURN

| PART NO. | DESCRIPTION | NOM. SIZE (in.) | RETURN | TWIST | NOSE | JAW |
|----------|-------------------------------|-----------------|--------|------------|----------|----------------|
| 30W | SafetyTwist® | 6 | Manual | Right Hand | Diagonal | Standard |
| 1W | SafetyTwist® | 9 | Manual | Right Hand | Diagonal | Standard |
| 3W5 | SafetyTwist® | 9 | Manual | Right Hand | Diagonal | Cushion Throat |
| 5W6 | SafetyTwist® | 9 | Manual | Left Hand | Diagonal | Standard |
| 2W | SafetyTwist® | 12 | Manual | Right Hand | Diagonal | Standard |
| 6W6 | SafetyTwist® | 12 | Manual | Left Hand | Diagonal | Standard |
| 13W | Long Reach 13”–19” Adjustable | 19 | Manual | Right Hand | | |

Conforms to ASME Standard B107.500-2010

KITS

105W Professional Safety Wiring Kit.
 The most versatile kit available. Contains three different SafetyTwist® Pliers to cover almost any application: 9" Automatic (1W393), 6" Mini (11W) and a 19" Deep Reach Twister (13W). Includes three 1/4 lb. spools of stainless steel safety wire (.020", .032", .041"). Durable plastic storage case. Kit weight 4 lbs. NSN 5180-90-986-8939.



105W

109W Limited Access Safety Wiring Kit.
 Contains the 6" Mini (11W) for general purpose wiring and work in close quarters, and the 19" Deep Reach Twister (13W) for special applications. Includes three 1/4 lb. spools of stainless steel safety wire (.020", .032", .041"). Durable plastic storage case. Kit weight 2 lbs. 12 oz. NSN 5180-01-337-9841.



109W

STAINLESS STEEL SAFETY LOCKWIRE

- Conforms to ASTM A580-S30400-Cond.A.
- Conforms to Military Specification NASM20995(MS20995 C).
- Available in 5 different wire diameters.
- 1 lb. center core dispensers or 1/4 lb. spools.

All Safety Lockwire is made from Stainless Type 304 Steel

SAFETY WIRE

| PART NO. | WIRE DIA. (in.) | SIZE | WIRE LENGTH (ft.) |
|----------|-----------------|-----------------|-------------------|
| 14WA | .020 | 1/4 lb. Spool | 234 |
| 15WA | .032 | 1/4 lb. Spool | 91 |
| 16WA | .041 | 1/4 lb. Spool | 55 |
| 17WA | .020 | 1 lb. Dispenser | 937 |
| 18WA | .025 | 1 lb. Dispenser | 599 |
| 19WA | .032 | 1 lb. Dispenser | 366 |
| 20WA | .041 | 1 lb. Dispenser | 223 |
| 21WA | .051 | 1 lb. Dispenser | 144 |



1 LB. CENTER CORE DISPENSER

1/4 LB. SPOOLS

SAFETY WIRE INSTALLATION HIGHLIGHTS, DOUBLE TWIST METHOD:

(AEROSPACE STANDARD AS567)

1. The safety wire is installed so that, if the fastener has any tendency to loosen, it will cause the safety wire to tighten.
2. The maximum span of safety wire (between tension points) shall be 6" (152 mm).
3. The maximum length of safety wire to be used in a single application is 24" (609 mm).
4. The number of twists per inch (1 twist = 1/2 complete turn) depends upon wire diameter: 0.020" to 0.025" dia., 8-14 twists; 0.032" to 0.041" dia., 6-11 twists; 0.051" to 0.060" dia., 4-9 twists.
5. The wire which is looped around the outside of the fastener must always be routed UNDER the wire protruding from the hole (so that the loop will stay down and not cause slack). This often requires the direction of the wrap and twist of strands to REVERSE from run to run, or run to pigtail.
6. Pigtail should be no more than 3/4" long and have a minimum of four (4) twists. Ends should be cut and bent toward fastener to prevent snags.

SPECIFICATIONS



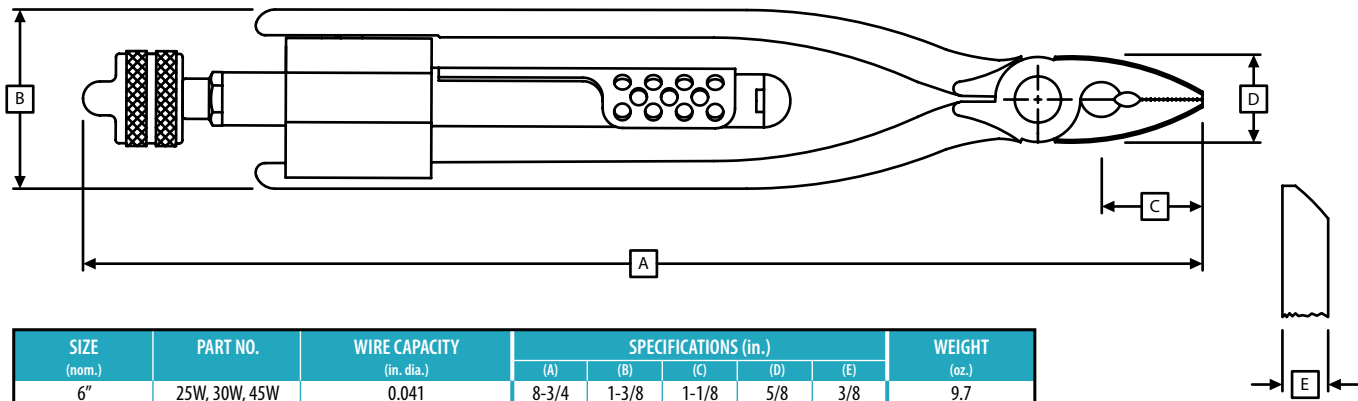
DIAGONAL



CUSHION THROAT



DEEP REACH



| SIZE (nom.) | PART NO. | WIRE CAPACITY (in. dia.) | SPECIFICATIONS (in.) | | | | | WEIGHT (oz.) |
|-------------|---------------|--------------------------|----------------------|-------|--------|-------|------|--------------|
| | | | (A) | (B) | (C) | (D) | (E) | |
| 6" | 25W, 30W, 45W | 0.041 | 8-3/4 | 1-3/8 | 1-1/8 | 5/8 | 3/8 | 9.7 |
| | ALL OTHERS | 0.041 | 8-3/8 | 1-3/8 | 1-1/8 | 5/8 | 3/8 | 8.3 |
| 9" | 26W, 41W | 0.060 | 11 | 1-3/4 | 1-9/16 | 13/16 | 7/16 | 14.0 |
| | ALL OTHERS | 0.060 | 10-1/2 | 1-3/4 | 1-9/16 | 13/16 | 7/16 | 12.9 |
| 12" | 42W | 0.060 | 12-1/4 | 2 | 1-9/16 | 13/16 | 7/16 | 14.6 |
| | ALL OTHERS | 0.060 | 11-7/8 | 2 | 1-9/16 | 13/16 | 7/16 | 14.0 |

QUICK REFERENCE GUIDE

| PART NO. | DESCRIPTION | NOM. LENGTH (in.) | RETURN | | TWIST | | | NOSE | | JAW | |
|----------|---|-------------------|--------|--------|-------|------|------------|----------|---------|------|----------------|
| | | | AUTO | MANUAL | RIGHT | LEFT | REVERSIBLE | DIAGONAL | TAPERED | STD. | CUSHION THROAT |
| 11W | SafetyTwist® | 6 | ● | | ● | | | ● | | ● | |
| 25W | SafetyTwist® | 6 | ● | | | | ● | ● | | | ● |
| 30W | SafetyTwist® | 6 | | ● | ● | | | ● | | ● | |
| 45W | SafetyTwist® | 6 | ● | | | | ● | ● | | ● | |
| 1W | SafetyTwist® | 9 | | ● | ● | | | ● | | ● | |
| 1W393 | SafetyTwist® | 9 | ● | | ● | | | ● | | ● | |
| 3W5 | SafetyTwist® | 9 | | ● | ● | | | ● | | | ● |
| 3W6 | SafetyTwist® | 9 | ● | | ● | | | ● | | | ● |
| 41W | SafetyTwist® | 9 | ● | | | | ● | ● | | ● | |
| 5W4 | SafetyTwist® | 9 | ● | | | ● | | ● | | ● | |
| 5W6 | SafetyTwist® | 9 | | ● | | ● | | ● | | ● | |
| 26W | SafetyTwist® | 9 | ● | | | | ● | ● | | | ● |
| 2W | SafetyTwist® | 12 | | ● | ● | | | ● | | ● | |
| 2W393 | SafetyTwist® | 12 | ● | | ● | | | ● | | ● | |
| 42W | SafetyTwist® | 12 | ● | | | | ● | ● | | ● | |
| 6W4 | SafetyTwist® | 12 | ● | | | ● | | ● | | ● | |
| 6W6 | SafetyTwist® | 12 | | ● | | ● | | ● | | ● | |
| 13W | Long Reach | 19 | | ● | ● | | | | | | |
| 105W | Professional Safety Wiring Kit One each: 11W, 1W393, 13W, 14WA, 15WA, 16WA | | | | | | | | | | |
| 109W | Limited Access Safety Wiring Kit One each: 11W, 13W, 14WA, 15WA, 16WA | | | | | | | | | | |

OIL FILTER WRENCHES


ADJUSTABLE OIL FILTER WRENCHES

- Self-adjusting heavy-duty design actually grabs onto the filter and automatically tightens.
- Ideal for removal of most spin-off oil, fuel and fuel-water separators.
- Use either 3/8" ratchet or 3/4" open-end wrench to drive.
- Low profile (2-1/2" high) for easy access in confined areas.
- Withstands over 85 ft.-lbs. of torque to remove stubborn filters.
- Sure-grip three-point contact.
- Smooth-moving sprocket gears eliminate jamming.
- Fits hundreds of filters!

IF-104

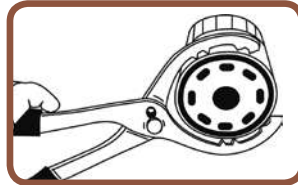
Sturdy steel construction for durability.

Black oxide finish resists rust/corrosion.



IF-101 OIL FILTER PLIERS

- Quick fit, easy removal tool for ALL popular filters size 62 to 110 mm.
- Slipjoint, solid construction allows fit to a wider filter range.
- Easy access in tight spots.
- For all makes of cars and light trucks.
- Cushion grips for comfort.
- Nom. length 9".



The quick fit, easy removal tool for all makes of cars and light trucks.


| PART NO. | DESCRIPTION |
|----------|---|
| IF-101 | Oil Filter Pliers 62 mm – 110 mm |
| IF-103 | Adjustable Oil Filter Wrench 62 mm – 93 mm (2-1/2" – 3-3/4") |
| IF-104 | Adjustable Oil Filter Wrench 62 mm – 121 mm (2-1/2" – 4-3/4") |

OIL FILTER CUP WRENCHES

- Glass-reinforced engineered composite material.
- Provides high torque capacity:
 - Handles 140 ft.-lbs. of torque to remove even the most stubborn filters.
 - Competitive plastic cup wrenches don't even come close to this torque capacity.
- Metal Drive Insert will not deform or break even after years of service.
- Each tool acts like a socket to remove hard-to-reach or stubborn oil filters.
- 100% USA-made.
- Use with 3/8" drive or with extensions to reach difficult filters; protects mechanic from hot oil contact.
- Will not crush filter can or cause oil spillage and cleanup expense.
- Extensive application charts available.
- Special carded packaging allows customers to actually test their oil filter with the packaged wrench without opening cartons or complicated blister packs.



Handles up to 140 ft.-lbs. of torque to remove even the most stubborn filters!



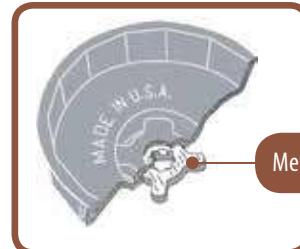
The wrench fits easily and firmly to the end of the oil filter.

Attach a standard 3/8" drive to your wrench.

| PART NO. | DESCRIPTION |
|----------|---------------------------------|
| IF-6567C | 65/67 mm, 14 Flute ("B" cup) |
| IF-7476C | 74/76 mm, 15 Flute ("I" cup) |
| IF-7614C | 76 mm, 14 Flute ("J" cup) |
| IF-7693C | 76/80/93 mm, 36 Flute ("Z" cup) |
| IF-9315C | 93 mm, 15 Flute ("Q" cup) |
| IF-5KITC | 5 - Piece Kit, one each size |



IF-5KITC



Metal Drive Insert

ENGINE TOOLS

ET-109 AIR OPERATED VALVE SPRING COMPRESSOR

Fast operating, fully controlled "C" type valve lifter that compresses the heaviest springs in a fraction of a second. Controlled release action is a must when keys or keepers are being replaced. Operates with online pressure of 90-100 lbs. and develops pressure equal to three times the line pressure. Features a completely paralleled lift that will not bend valve stem. Ideal for all late model cars, trucks, buses, tractors, marine and industrial engines. Furnished with three sets of quick-change jaws. Replacement jaws available. Maximum opening: 8-1/2". Throat depth: 9-1/2".



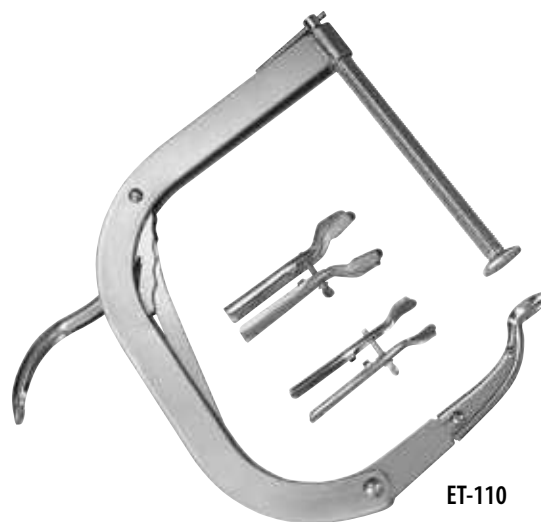
ET-109

ET-107 AIR OPERATED VALVE SPRING COMPRESSOR FOR LARGE ENGINES

Same features as ET-109, but in a larger frame size. Maximum opening: 10". Throat depth: 11". Includes three sets of quick-change jaws and a special longer length valve spring adapter. Replacement jaws available.

ET-110 UNIVERSAL VALVE SPRING COMPRESSOR

Use for 1" to 2-1/4" spring diameters. Maximum opening: 9-1/2". Throat depth: 9". Universal type. Designed for use on automotive, truck, tractor and marine "L" head and valve-in head engines. Sure, one-hand control lock and release. Spring release frees other hand for replacing keepers or locks on valve stem. Quickly adjusts for any valve stem length. One simple adjustment with pin-operated screw on the first set of valves sets clamp for the balance of the springs. Heavy-duty cam-locking handle gives powerful leverage for handling the stiffest of springs. Full thread length on screw adjusting post provides maximum capacity. Complete with three sets of rugged, spring handling, quick-change jaws ranging from 7/8" to 2-1/2". Replacement jaws available.



ET-110

ET-111 PARALLEL LIFT VALVE SPRING COMPRESSOR

Equipped for 1" to 2" spring diameters. Maximum opening: 8-1/2". Throat depth: 9". Designed for use on automotive, truck, tractor, bus and marine "L" head and valve-in head engines. Vertical lift type prevents bending of valve stem. Spring release frees other hand for easy replacement of keepers or locks on valve stem. Quickly adjusts for any valve stem length. One simple adjustment with the pin-operated screw on the first set of valves sets clamp for the balance of springs. Heavy-duty cam-locking handle gives powerful leverage for handling the stiffest of springs. Equipped with one pair of medium offset quick-change jaws. Replacement jaws available.



ET-111

ENGINE TOOLS

ET-104 OVERHEAD CAM VALVE SPRING COMPRESSOR

- Specifically designed for overhead cam engines.
- The adjustable cam action provides a parallel lift. The operating handle automatically locks after compressing the valve spring leaving the hands free to remove the keepers.
- The tool also fits a wide variety of small and medium O.H.V. engines.
- Maximum opening: 5-1/4"; throat depth: 5-1/2".



QUICK CHANGE JAWS

- Change jaws in seconds!
- Use on all models of Imperial Valve Spring Compressors (except ET-104 Overhead Cam Valve Spring Compressor).

1. Loosen 2 screws.
2. Slide jaws off the frame.
3. Slip replacement jaws on.
4. Tighten the same 2 screws.


| PART NO. | DESCRIPTION |
|----------|--|
| ET-104 | Overhead Cam Valve Spring Compressor |
| ET-107 | Air Operated Valve Spring Compressor for Large Engines |
| ET-109 | Air Operated Valve Spring Compressor |
| ET-110 | Universal Valve Spring Compressor |
| ET-111 | Parallel Lift Valve Spring Compressor |
| 7121103 | Small Straight Jaws: 7/8" - 1-7/8" |
| 7121104 | Medium Offset Jaws: 1" - 2" |
| 7121105 | Large Straight Jaws: 1-1/2" - 2-1/2" |



ENGINE TOOLS


IE-187 FIVE-STATION MICRO TERMINAL CRIMPER

- Crimps insulated and non-insulated open barrel and Weatherpack terminals. Crimp range - 14 to 24 AWG.
- Compact head allows for one-hand operation underneath dashboard or other confined areas.
- Designed to work with GM Micro Terminals.
- Cushion grips for comfort.



IE-145 IGNITION CRIMPING TOOL

- Crimps insulated 10-18 AWG terminals.
- Crimps non-insulated 7-8 mm Auto, W & F terminals.
- Precision ground stripping stations for 7-8 mm and 10-18 AWG.
- Anvil-type cutter.
- Highly visible, easy-to-read graphics.
- Cushion grips for comfort.




IE-150 OPEN & CLOSED BARREL CRIMPER

- Crimps insulated and non-insulated open & closed barrel and flag terminals. Crimp range - 10-22 AWG.
- Screw sizing and cutting stations.
- Highly visible, easy-to-read graphics.
- Cushion grips for comfort.



ET-103 SPARK PLUG BOOT PULLER

- Ergonomic design features offset jaw for user comfort; greater access to hard-to-reach plugs.
- Vinyl-coated jaws provide positive gripping and break tight insulators loose with just a twist.
- Spring-return action and air-pocket cushion grips to reduce fatigue.
- Fast, one-hand operation.




| PART NO. | DESCRIPTION | NOM. LENGTH (in.) |
|----------|----------------------------------|-------------------|
| ET-103 | Boot Puller | 7-1/4 |
| IE-145 | Ignition Crimping Tool | 9-3/4 |
| IE-150 | Open & Closed Barrel Crimper | 8-1/2 |
| IE-187 | 5-Station Micro Terminal Crimper | 8 |

BATTERY SERVICE TOOLS

BS-103 COPPER BATTERY CABLE CUTTER

- Power engineered for maximum cutting action with minimum effort.
- Cuts up to 2/0 gauge fine-stranded copper battery cable.
- Precision-ground, scissors-action blades minimize deflection.
- Cushion grips for user comfort.



NOT FOR USE ON STEEL.

| PART NO. | DESCRIPTION | NOM. LENGTH (in.) |
|----------|----------------------|-------------------|
| BS-103 | Battery Cable Cutter | 7-1/2 |

HOSE TOOLS

KWIK-VISE™ HOSE PINCH-OFF PLIERS

- Great for radiator and heater hoses, air, water, vacuum and fuel lines.
- Tested to 50,000 cycles without failure for reliable performance.
- Clamping mechanism locks automatically.
- No adjustment needed. Simply squeeze to lock. Pull handles apart to release.
- Cushion grips for comfort and control.



Squeeze to lock in place.
Pull handles apart to release.



GT-116 PUSH LOCK CUTTER/ASSEMBLY TOOL

For 1/4"–3/4" I.D. fiber-reinforced rubber hose only.

- 2 tools in 1: everything you need to create a hose assembly.
- Assembles barb-type push-on hose ends.
- Hose cutter provides a clean cut with no frayed ends.
- Portable – can be bench-mounted.
- Length 13-1/2". Wt. 5 lbs.



| PART NO. | DESCRIPTION | NOM. LENGTH (in.) |
|----------|--|-------------------|
| HP-54 | Hose Pinch-off Tool 3/4" O.D. Capacity | 5-1/2 |
| HP-55 | Hose Pinch-off Tool 1-1/4" O.D. Capacity | 9-1/4 |
| HP-56 | Hose Pinch-off Tool 2-1/2" O.D. Capacity | 14 |
| GT-116 | Push Lock Cutter/Assembly Tool 1/4" - 3/4" I.D. Capacity | 13-1/2 |

GT-116


BRAKE SERVICE TOOLS

BRAKE "C" RING PLIERS

BC-101 Wedge Pliers Spreads the "C" ring which holds the emergency brake actuation lever to the brake shoe.

BC-102 Utility Pliers Has a narrow jaw with sharp heat-treated serrations. Provides high leverage for easy "C" ring installation and general-purpose work in tight quarters. Both made from high carbon steel and heat treated for long life.

| PART NO. | DESCRIPTION | NOM. LENGTH (in.) |
|----------|----------------------------|-------------------|
| BC-101 | Wedge Pliers for "C" Rings | 7-3/4 |
| BC-102 | Utility Pliers | 7-1/2 |
| BC-103 | 2 Pc. Kit, 1 Each | |




GENERAL TOOLS

SOFT JAW PLIERS

- Four-position pivot allows full range capacity up to 2-1/2".
- Use on AN electrical connectors, plated pipe and fittings, camera lens... anywhere you do not want to mar or damage surfaces.
- Cushion grips.

| PART NO. | DESCRIPTION | NOM. LENGTH (in.) |
|----------|--|-------------------|
| GT-113 | Forged Steel Soft Jaw Pliers – urethane jaw inserts (NSN 5120-00-624-8065) | 10 |
| GT-114 | Replacement Jaw Inserts for GT-113 | |



15-POCKET PROFESSIONAL TOOL BAG

TB-52 Tool Bag

- 8"W x 16"L x 11"D.
- Double layered ballistic nylon.
- Wide opening mouth.
- Padded handles and 48" shoulder strap.
- Designed to hold tools.
- Tools not included! Great for friends!



SELLING AIDS

TOOL CENTER SIGN

TH-103

- 7-1/2" H x 39" W vinyl.



TOOL CENTER PLANOGRAM KITS

- 6" H x 24" W vinyl header sign.
- 32" H x 24" W 2-sided vinyl planogram template - front side is pre-printed with a suggested layout of best selling Imperial® HVAC and tube working tools. Use reverse side to create your own Imperial display.
- Hooks and re-order tags included.

TM400P POP kit for pegboard - sheet, header, hooks and re-order tags.


TM400S POP kit for slatwall - sheet, header, hooks and re-order tags.

TM500P Includes TM400P kit and tools for the planogram layout (see chart below).


TM500S Includes TM400S kit and tools for the planogram layout (see chart below).



HEADER 6" H x 24" W



FRONT



BACK


TM500P AND TM500S KITS INCLUDE THESE TOOLS:

| PART NO. | DESCRIPTION | QTY |
|-----------|----------------------------------|-----|
| TC-1000SP | Tube Cutter | 4 |
| TC-1050SP | Tube Cutter | 6 |
| 174-FSP | Tube Cutter | 5 |
| 312-FCSP | Tube Cutter | 4 |
| 195-FCSP | 45° Flare Tool | 3 |
| 500-FCSP | 45° Rol-Air™ Flare Tool | 3 |
| 193-SSP | Swage Punch Tool | 4 |
| 368-FH | Triple Head Bender | 3 |
| 127-C | Ratchet Wrench | 6 |
| 16-C | Kwik-Coupler® Adapter - Straight | 6 |
| 17-C | Kwik-Coupler® Adapter - 90° | 6 |

MANIFOLD, TUBE WORKING & SPECIALTY TOOLS POSTERS

LT POSTERSET


- Set of (3) posters.
- 23" W x 35-1/2" H.
- Great for stores and tech schools.



"AUTHORIZED DISTRIBUTOR" VINYL STATIC LABEL

LTWD1

- 6" W x 9-1/2" H.
- Adheres to glass and smooth surfaces.



BANNER

LT100BNR

- 2" H x 4' W vinyl with grommets for hanging.



ALPHA-NUMERICAL INDEX

| PART NO. | PAGE NO. | PART NO. | PAGE NO. | PART NO. | PAGE NO. | PART NO. | PAGE NO. | PART NO. | PAGE NO. | PART NO. | PAGE NO. |
|----------|----------|----------|----------|---------------|----------|-----------------|----------|---------------|----------|----------|----------|
| 1W | 71 | 93-S-10 | 18 | 175EX10 | 17 | 195-F 22 | 24 | 307-FP | 4 | 398-CKP | 32 |
| 1W393 | 70 | 93-S-12 | 18 | 175EX12 | 17 | 195-F 22 mm | 24 | 312-FC | 1 | 400-F | 13 |
| 2W | 71 | 93-S-14 | 18 | 175EX14 | 17 | 195-F 24 | 24 | 323-CR | 35 | 400-RB | 32, 35 |
| 2W393 | 70 | 94-SSP | 18 | 175EX16 | 17 | 195-F 24 mm | 24 | 325-CB | 35 | 401-FA | 13 |
| 3W5 | 71 | 95-S | 18 | 175EX18 | 17 | 195-F 26 | 24 | 327-FP | 4 | 402-FA | 13 |
| 3W6 | 70 | 101-F | 4 | 175EX22 | 17 | 195-F 27 mm | 24 | 335-CKP | 32 | 404-CB | 35 |
| 5W4 | 70 | 102-F-04 | 4 | 175EX26 | 17 | 195-F 28 | 24 | 336-CKP | 32 | 404-CR | 35 |
| 5W6 | 71 | 102-F-05 | 4 | 175EXC | 17 | 195-F 30 mm | 24 | 350-FHA | 9 | 405-CB | 35 |
| 6W4 | 70 | 102-F-06 | 4 | 175EXP | 17 | 195-F 32 | 24 | 360-FHA | 9 | 405-CR | 35 |
| 6W6 | 71 | 102-F-07 | 4 | 193-S | 18 | 195-F 32 mm | 24 | 364-FH-02 | 7 | 405-RH | 32, 34 |
| 9-C | 43 | 102-F-08 | 4 | 195-4STDS | 24 | 195-FC | 11 | 364-FH-03 | 7 | 405-RL | 32, 34 |
| 10SG | 32, 34 | 102-F-10 | 4 | 195-5STDM KIT | 24 | 195-SA | 18 | 364-FHA-04 | 7 | 406-CB | 35 |
| 11W | 70 | 102-F-12 | 4 | 195-7STDS KIT | 24 | 201-F | 4 | 364-FHA-05 | 7 | 406-CR | 35 |
| 13W | 71 | 102-F-14 | 4 | 195-F 05 | 24 | 203-FA | 11 | 364-FHA-06 | 7 | 406-FA | 3 |
| 14WA | 72 | 103-FS | 11 | 195-F 06 | 24 | 203-MRS | 38 | 364-FHA-08 | 7 | 407-CB | 35 |
| 15WA | 72 | 105-FF | 22 | 195-F 07 | 24 | 205-MRS | 38 | 364-FHA-10 | 7 | 407-CR | 35 |
| 16-C | 39 | 105W | 72 | 195-F 07 mm | 24 | 206-FB | 3 | 364-FHA-12 | 7 | 408-CB | 35 |
| 16WA | 72 | 109W | 72 | 195-F 08 | 24 | 206-MRS | 38 | 364-FHA-14 | 7 | 408-CR | 35 |
| 17-C | 39 | 112-F | 4 | 195-F 08 mm | 24 | 208-F | 23 | 364-FHA-16 | 7 | 415-C | 32 |
| 17WA | 72 | 120-F | 19 | 195-F 09 | 24 | 208-FSS | 23 | 364-FHAM-6MM | 7 | 416-C | 32 |
| 18-C | 39 | 122-FA | 19 | 195-F 09 mm | 24 | 210-F | 23 | 364-FHAM-10MM | 7 | 417-C | 32 |
| 18WA | 72 | 123-FA | 19 | 195-F 10 | 24 | 213-MRS | 38 | 364-FHAM-12MM | 7 | 417-C-6 | 32 |
| 19WA | 72 | 124-C | 22 | 195-F 10 mm | 24 | 214-MRS | 38 | 364-FHB-04 | 7 | 418-CC | 32 |
| 20-A | 29, 39 | 124-FA | 19 | 195-F 11 | 24 | 215-MRS | 38 | 364-FHB-05 | 7 | 419-C | 32 |
| 20WA | 72 | 126-C | 22 | 195-F 11 mm | 24 | 216-MRS | 38 | 364-FHB-06 | 7 | 420-BCKP | 35 |
| 21-H | 29 | 127-C | 22 | 195-F 12 | 24 | 227-FA | 1 | 364-FHB-07 | 7 | 420-C | 32 |
| 21-L | 29 | 127-CO | 22 | 195-F 12 mm | 24 | 260-FHA | 9 | 364-FHB-08 | 7 | 420-RCKP | 35 |
| 21WA | 72 | 140-F-04 | 22 | 195-F 13 | 24 | 270-F-12 | 10 | 364-FHBM-6MM | 7 | 421-C | 32 |
| 24-C | 39 | 140-F-06 | 22 | 195-F 13 mm | 24 | 270-F-14 | 10 | 364-FHBM-8MM | 7 | 421-CM | 32 |
| 25-K | 39 | 140-F-08 | 22 | 195-F 14 | 24 | 270-F-16 | 10 | 364-FHBM-12MM | 7 | 422-C | 32 |
| 25W | 69 | 140-F-10 | 22 | 195-F 14 mm | 24 | 270-F-18 | 10 | 367-FH | 6 | 422-CB | 35 |
| 26-C | 39 | 140-F-12 | 22 | 195-F 15 | 24 | 271-F | 10 | 368-FH | 6 | 422-CR | 35 |
| 26W | 69 | 140-F-14 | 22 | 195-F 15 mm | 24 | 275-FS | 16 | 370-FH | 6 | 423-CAM | 35 |
| 27-C | 39 | 140-F-18 | 22 | 195-F 16 | 24 | 275-FSC | 16, 20 | 375-FS | 11 | 423-CAPD | 35 |
| 30W | 71 | 140-F-22 | 22 | 195-F 16 mm | 24 | 275-FSCD | 16, 20 | 395-C | 32 | 423-CK | 35 |
| 41W | 69 | 142-F | 22 | 195-F 17 | 24 | 275-FSD | 16 | 395-CD | 32 | 423-CKP | 35 |
| 42W | 69 | 144-F | 3 | 195-F 17 mm | 24 | 278-FS-03X04X06 | 16 | 395-CKP | 32 | 423-CR | 35 |
| 45W | 69 | 144-FB | 3 | 195-F 18 | 24 | 278-FS-05 | 16 | 396-C | 32 | 424-CB | 35 |
| 93-FB | 12 | 163-F | 4 | 195-F 18 mm | 24 | 278-FS-08 | 16 | 396-CD | 32 | 424-CR | 35 |
| 93-S-04 | 18 | 174-F | 2 | 195-F 19 | 24 | 278-FS-10 | 16 | 396-CKP | 32 | 425-CAM | 35 |
| 93-S-05 | 18 | 175-EX | 17 | 195-F 19 mm | 24 | 278-FS-12 | 16 | 397-CD | 32 | 425-CAPD | 35 |
| 93-S-06 | 18 | 175EX06 | 17 | 195-F 20 | 24 | 293-F | 15 | 398-CC | 32 | 425-CB | 35 |
| 93-S-08 | 18 | 175EX08 | 17 | 195-F 21 mm | 24 | 300-FB | 11 | 398-CD | 32 | 425-CK | 35 |

ALPHA-NUMERICAL INDEX

| PART NO. | PAGE NO. | PART NO. | PAGE NO. | PART NO. | PAGE NO. | PART NO. | PAGE NO. | PART NO. | PAGE NO. | PART NO. | PAGE NO. |
|----------|----------|----------|----------|-----------|------------|-------------|----------|-----------|----------|-----------|----------|
| 425-CKP | 35 | 482-CKP | 32 | 560-CB | 31 | 637-F | 14 | 800-MBY | 38 | 842-C | 30 |
| 426-CKP | 35 | 494-C | 32 | 560-FTY | 38, 46 | 640-C | 31 | 800-R | 32, 33 | 843-CS | 30 |
| 427-CKP | 35 | 495-C | 32 | 560-S-03 | 15 | 640-CB | 31 | 803-MRB | 37 | 844-CC | 30 |
| 428-CKP | 35 | 495-CB | 32 | 560-S-04 | 15 | 641-CC | 31 | 803-MRR | 37 | 844-CS | 30 |
| 429-CKP | 35 | 495-CD | 32 | 560-S-05 | 15 | 641-CM | 31 | 803-MRS | 37 | 845-C | 30 |
| 431-CM | 35 | 495-CKP | 32 | 560-S-06 | 15 | 642-C | 31 | 803-MRY | 37 | 846-C | 30 |
| 432-CM | 35 | 496-C | 32 | 560-S-08 | 15 | 644-C | 31 | 804-MRB | 37 | 846-CS | 30 |
| 434-BKP | 35 | 496-CD | 32 | 560-S-10 | 15 | 644-CS | 31 | 804-MRR | 37 | 850-C | 30 |
| 434-RKP | 35 | 496-CKP | 32 | 564-FH-06 | 8 | 645-C | 31 | 804-MRS | 37 | 851-C | 30 |
| 435-CKP | 32 | 498-C | 32 | 564-FH-08 | 8 | 646-C | 31 | 804-MRY | 37 | 852-C | 30 |
| 436-CKP | 32 | 500-C | 32 | 566-CC | 31 | 650-C | 31 | 805-MRB | 37 | 853-MRB | 37 |
| 437-FB | 13 | 500-CD | 32 | 570-CKPC | 31 | 651-C | 31 | 805-MRR | 37 | 853-MRR | 37 |
| 441-CB | 35 | 500-CD-6 | 32 | 572-CKPC | 31 | 651-CKPSC | 31 | 805-MRS | 37 | 853-MRS | 37 |
| 441-CR | 35 | 500-FC | 11 | 572-FTY | 38, 46 | 652-C | 31 | 805-MRY | 37 | 853-MRY | 37 |
| 443-C | 32 | 500-RH | 32, 34 | 580-CKPSC | 31 | 660-CB | 31 | 806-MRB | 37 | 854-MRB | 37 |
| 447-F | 14 | 500-RL | 32, 34 | 581-CKPSC | 31 | 664-FH-04 | 8 | 806-MRR | 37 | 854-MRR | 37 |
| 450-C | 32 | 505-C | 32 | 582-CKPC | 31 | 664-FH-06 | 8 | 806-MRS | 37 | 854-MRS | 37 |
| 450-CM | 32 | 507-FB | 13 | 600-F | 10 | 664-FH-6MM | 8 | 806-MRY | 37 | 854-MRY | 37 |
| 451-C | 32 | 510-C | 31 | 600-R | 32, 33, 34 | 664-FH-08 | 8 | 808-MRB | 37 | 855-MRB | 37 |
| 451-CB | 35 | 510-CM | 31 | 601-RK | 32, 33 | 664-FH-8MM | 8 | 808-MRR | 37 | 855-MRR | 37 |
| 451-CBM | 35 | 511-C | 31 | 602-RK | 32, 33, 34 | 664-FH-10MM | 8 | 808-MRS | 37 | 855-MRS | 37 |
| 451-CM | 32 | 511-CM | 31 | 603-MRS | 38 | 664-FH-12MM | 8 | 808-MRY | 37 | 855-MRY | 37 |
| 451-CR | 35 | 512-C | 31 | 605-MRS | 38 | 680-CKPSC | 31 | 812-MRB | 37 | 856-MRB | 37 |
| 451-CRM | 35 | 513-C | 31 | 606-MRS | 38 | 681-CKPSC | 31 | 812-MRR | 37 | 856-MRR | 37 |
| 452-C | 32 | 514-CC | 31 | 612-MRS | 38 | 700-CV | 32, 33 | 812-MRS | 37 | 856-MRS | 37 |
| 452-C-6 | 32 | 515-C | 31 | 620-CC | 30 | 715-CC | 30 | 812-MRY | 37 | 856-MRY | 37 |
| 452-CB | 35 | 516-CC | 31 | 620-CB | 30 | 717-CC | 30 | 820-C | 30 | 860-CSC | 30 |
| 452-CR | 35 | 520-C | 31 | 620-CKP | 30 | 718-CC | 30 | 820-CS | 30 | 862-CSC | 30 |
| 453-C | 32 | 520-CA | 31 | 620-CS | 30 | 720-CC | 30 | 821-C | 30 | 864-CSC | 30 |
| 453-CB | 35 | 520-CAM | 31 | 621-C | 30 | 721-CC | 30 | 821-CS | 30 | 865-CSC | 30 |
| 453-CR | 35 | 521-C | 31 | 621-C-6 | 30 | 725-CC | 30 | 829-C | 30 | 866-CSC | 30 |
| 454-C | 32 | 522-CC | 31 | 621-CD | 31 | 726-CC | 30 | 830-CKP | 30 | 870-CSC | 30 |
| 455-C | 32 | 523-C | 31 | 621-CK | 31 | 740-CBC | 30 | 830-CKPS | 30 | 871-CSC | 30 |
| 456-C | 32 | 525-CKPC | 31 | 621-CKP | 31 | 741-CBC | 30 | 831-CKP | 30 | 872-CSC | 30 |
| 458-CB | 35 | 525-F | 12 | 621-CM | 31 | 745-CBC | 30 | 831-CKPS | 30 | 880-CKPSC | 30 |
| 458-CR | 35 | 535-C | 41 | 621-CS | 31 | 745-CKPC | 30 | 835-CSC | 30 | 903-MRB | 37 |
| 459-CB | 35 | 536-FTY | 38, 46 | 626-CSC | 31 | 750-CC | 30 | 836-CSC | 30 | 903-MRR | 37 |
| 459-CR | 35 | 537-F | 14 | 629-C | 31 | 751-CC | 30 | 837-CSC | 30 | 903-MRS | 37 |
| 460-CB | 35 | 540-CB | 31 | 630-CKP | 31 | 755-CC | 30 | 840-C | 30 | 903-MRY | 37 |
| 460-CR | 35 | 541-C | 42 | 630-CKPS | 31 | 762-CKPC | 30 | 840-CKPSC | 30 | 905-MRB | 37 |
| 466-C | 28 | 542-C | 42 | 631-CKP | 31 | 800-MBB | 38 | 841-C | 30 | 905-MRR | 37 |
| 470-FH | 5 | 548-FTY | 38, 46 | 631-CKP-6 | 31 | 800-MBR | 38 | 841-CKPSC | 30 | 905-MRS | 37 |
| 481-CKPC | 32 | 555-FS | 15 | 631-CKPS | 31 | 800-MBS | 38 | 841-CM | 30 | 905-MRY | 37 |

ALPHA-NUMERICAL INDEX

| PART NO. | PAGE NO. | PART NO. | PAGE NO. | PART NO. | PAGE NO. | PART NO. | PAGE NO. | PART NO. | PAGE NO. | PART NO. | PAGE NO. |
|----------|----------|-----------|----------|----------|----------|------------|----------|----------|----------|-----------|----------|
| 906-MRB | 37 | 2602 | 48 | 14571 | 36 | IE-164 | 53 | IR-90HU | 60 | IR-1150S | 60 |
| 906-MRR | 37 | 2605 | 48 | 7121103 | 76 | IE-165 | 53 | IR-090K | 59 | IR-1150SU | 60 |
| 906-MRS | 37 | 3054 | 45 | 7121104 | 76 | IE-177 | 52 | IR-90Q | 58 | IR-2124R | 60 |
| 906-MRY | 37 | 3054-230V | 45 | 7121105 | 76 | IE-178 | 52 | IR-92 | 57 | IR-2129R | 60 |
| 953-MRB | 37 | 4014 | 50 | BC-101 | 79 | IE-180 | 52 | IR-92TP | 57 | IR-2154R | 60 |
| 953-MRR | 37 | 4014-80Z | 50 | BC-102 | 79 | IE-182 | 52 | IR-120H | 62 | IR-2159R | 60 |
| 953-MRS | 37 | 4014-G | 50 | BC-103 | 79 | IE-187 | 55, 77 | IR-120S | 62 | IR-2184R | 60 |
| 953-MRY | 37 | 4015 | 50 | BS-103 | 77 | IF-5KITC | 74 | IR-120T | 64 | IR-2189R | 60 |
| 955-MRB | 37 | 4015-80Z | 50 | ET-103 | 77 | IF-101 | 74 | IR-124T | 64 | IR-2545H | 60 |
| 955-MRR | 37 | 4015-G | 50 | ET-104 | 76 | IF-103 | 74 | IR-129T | 64 | IR-2545HU | 60 |
| 955-MRS | 37 | 4036 | 46 | ET-107 | 75 | IF-104 | 74 | IR-150H | 62 | IR-2590H | 60 |
| 955-MRY | 37 | 4036-Q | 46 | ET-109 | 75 | IF-6567C | 74 | IR-150T | 64 | IR-2590HU | 60 |
| 956-MRB | 37 | 4501 | 36 | ET-110 | 75 | IF-7476C | 74 | IR-154T | 64 | IR-3818C | 57 |
| 956-MRR | 37 | 4510 | 36 | ET-111 | 75 | IF-7614C | 74 | IR-159T | 64 | IR-3845 | 59 |
| 956-MRS | 37 | 4775 | 36 | G6400 | 43 | IF-7693C | 74 | IR-170S | 62 | IR-3845H | 60 |
| 956-MRY | 37 | 4900 | 45 | G6600 | 43 | IF-9315C | 74 | IR-170T | 64 | IR-3845HU | 60 |
| 1003 | 44 | 5000 | 46 | GL-1000 | 48 | IR-0015R | 60 | IR-174T | 64 | IR-3845Q | 58 |
| 1003RK | 44 | 5101 | 44 | GT-113 | 79 | IR-0018R | 60 | IR-179T | 64 | IR-3845S | 60 |
| 1011 | 44 | 5175 | 43 | GT-114 | 79 | IR-4CK | 57 | IR-182TK | 64 | IR-3845SU | 60 |
| 1012 | 44 | 5300 | 43 | GT-116 | 78 | IR-6CK | 57 | IR-183TK | 64 | IR-3845T | 64 |
| 1101 | 44 | 7001 | 47 | HP-54 | 78 | IR-6CKCASE | 57 | IR-184TK | 64 | IR-3890 | 59 |
| 1102 | 44 | 7001GS | 47 | HP-55 | 78 | IR-6QK | 58 | IR-230S | 60 | IR-3890C | 57 |
| 1201 | 44 | 7001RK | 47 | HP-56 | 78 | IR-8TK | 64 | IR-250H | 60 | IR-3890H | 60 |
| 1226-FA | 19 | 7002 | 47 | IE-106 | 55 | IR-12K | 59 | IR-250HU | 60 | IR-3890HU | 60 |
| 1301 | 44 | 7003GS | 47 | IE-110 | 54 | IR-12QK | 58 | IR-380H | 60 | IR-3890Q | 58 |
| 1702 | 45 | 7003RK | 47 | IE-112 | 54 | IR-15R | 63 | IR-380HU | 60 | IR-3890S | 60 |
| 1703 | 45 | 7005 | 47 | IE-114 | 54 | IR-38 | 59 | IR-380S | 60 | IR-3890SU | 60 |
| 1705 | 45 | 7005GS | 47 | IE-115 | 53 | IR-38Q | 58 | IR-380SU | 60 | IR-3890T | 64 |
| 1751 | 45 | 7005RK | 47 | IE-116 | 53 | IR-44H | 61 | IR-380T | 64 | IR-4715T | 64 |
| 1751RK | 45 | 7006 | 47 | IE-120 | 52 | IR-44K | 61 | IR-470H | 60 | IR-4718C | 57 |
| 1768 | 45 | 7007 | 47 | IE-122 | 52 | IR-44MK | 61 | IR-470HU | 60 | IR-4745 | 59 |
| 1770 | 45 | 7008 | 47 | IE-123 | 51 | IR-44S | 61 | IR-470S | 60 | IR-4745H | 60 |
| 1813 | 46 | 7009 | 47 | IE-125 | 52 | IR-045K | 59 | IR-470T | 64 | IR-4745HU | 60 |
| 1832 | 46 | 7009GS | 47 | IE-130 | 52 | IR-47 | 59 | IR-593T | 64 | IR-4745Q | 58 |
| 1833 | 46 | 7009RK | 47 | IE-135 | 54 | IR-47Q | 58 | IR-601R | 63 | IR-4745S | 60 |
| 1834 | 46 | 7010 | 47 | IE-136 | 54 | IR-47R | 63 | IR-602R | 63 | IR-4745SU | 60 |
| 1843 | 46 | 7013 | 47 | IE-140 | 55 | IR-48R | 63 | IR-700H | 60 | IR-4745T | 64 |
| 2000-FS | 20 | 7020 | 47 | IE-145 | 55, 77 | IR-50H | 61 | IR-700HU | 60 | IR-4790 | 59 |
| 2001 | 48 | 7024 | 47 | IE-150 | 55, 77 | IR-50K | 61 | IR-700S | 60 | IR-4790C | 57 |
| 2136 | 48 | 7025 | 43 | IE-155 | 51 | IR-50S | 61 | IR-700SU | 60 | IR-4790HU | 60 |
| 2423-P | 35 | 7701 | 42 | IE-159 | 51 | IR-70 | 59 | IR-700T | 64 | IR-4790Q | 58 |
| 2425-CP | 35 | 7701RK | 42 | IE-162 | 53 | IR-70Q | 58 | IR-900H | 60 | IR-4790S | 60 |
| 2601 | 48 | 9997 | 50 | IE-163 | 53 | IR-90 | 59 | IR-1080T | 64 | IR-4790SU | 60 |

ALPHA-NUMERICAL INDEX

| PART NO. | PAGE NO. | PART NO. | PAGE NO. | PART NO. | PAGE NO. | PART NO. | PAGE NO. | PART NO. | PAGE NO. | PART NO. | PAGE NO. |
|-----------------|----------|-------------------|----------|---------------|----------|----------------|----------|-------------|----------|----------|----------|
| IR-4790T..... | 64 | IR-51245T..... | 64 | S62661..... | 22 | S8485201..... | 9 | TM500P..... | 80 | | |
| IR-5004TK..... | 64 | IR-51290T..... | 64 | S62666..... | 22 | S8487001..... | 9 | TM500S..... | 80 | | |
| IR-5108TK..... | 64 | IR-477045K..... | 59 | S62835..... | 10 | S8694401..... | 15 | U7001..... | 47 | | |
| IR-5120T..... | 64 | IR-477090K..... | 59 | S62836..... | 10 | S8711201..... | 15 | U7002..... | 47 | | |
| IR-5120TK..... | 64 | IR-LHS..... | 63, 64 | S62837..... | 10 | S8771301..... | 15 | U7005..... | 47 | | |
| IR-7018C..... | 57 | IR-LRRL..... | 63 | S64104..... | 33, 34 | S8771601..... | 15 | U7006..... | 47 | | |
| IR-7045..... | 59 | IR-LRS..... | 63 | S64108..... | 33, 34 | S8771701..... | 15 | U7009..... | 47 | | |
| IR-7045H..... | 60 | KCK-F..... | 40 | S64870..... | 33, 34 | S8771801..... | 15 | U7010..... | 47 | | |
| IR-7045HU..... | 60 | KCK-M..... | 40 | S66434..... | 22 | S8920071..... | 40 | | | | |
| IR-7045Q..... | 58 | LD-900..... | 49 | S66435..... | 22 | S8920072..... | 40 | | | | |
| IR-7045S..... | 60 | LD-910..... | 49 | S66914..... | 9 | S8920073..... | 40 | | | | |
| IR-7045SU..... | 60 | LD-920..... | 49 | S68479..... | 9 | S8920074..... | 40 | | | | |
| IR-7090..... | 59 | LT100BNR..... | 80 | S68480..... | 9 | S8920077..... | 40 | | | | |
| IR-7090C..... | 57 | LT POSTERSET..... | 80 | S68481..... | 9 | S8920263..... | 40 | | | | |
| IR-7090H..... | 60 | LTWD1..... | 80 | S68492..... | 9 | S8921626..... | 38 | | | | |
| IR-7090HU..... | 60 | PT-109..... | 41 | S68493..... | 9 | S10000265..... | 38 | | | | |
| IR-7090Q..... | 58 | S26883..... | 2, 3 | S68496..... | 9 | S10000770..... | 3 | | | | |
| IR-7090S..... | 60 | S32633..... | 2, 3 | S68497..... | 9 | S16002045..... | 41 | | | | |
| IR-7090SU..... | 60 | S38600..... | 16 | S68502..... | 9 | S16003162..... | 1, 3 | | | | |
| IR-9045..... | 59 | S62156..... | 9 | S69021..... | 33, 34 | TB-52..... | 23, 79 | | | | |
| IR-9045H..... | 60 | S62255..... | 10 | S70348..... | 15 | TC-1000..... | 1 | | | | |
| IR-9045Q..... | 58 | S62287..... | 10 | S70349..... | 15 | TC-1010..... | 1 | | | | |
| IR-9090..... | 59 | S62289..... | 10 | S71174..... | 22 | TC-1020..... | 1 | | | | |
| IR-9090H..... | 60 | S62290..... | 10 | S74197..... | 3 | TC-1050..... | 2 | | | | |
| IR-9090HU..... | 60 | S62291..... | 10 | S74761..... | 3 | TC-1050RH..... | 2 | | | | |
| IR-9090Q..... | 58 | S62292..... | 10 | S74762..... | 2, 3 | TC-1051..... | 2 | | | | |
| IR-9345T..... | 64 | S62294..... | 10 | S74833..... | 3 | TC-2050..... | 2 | | | | |
| IR-9390T..... | 64 | S62295..... | 10 | S74834..... | 3 | TC-3050..... | 2 | | | | |
| IR-10815T..... | 64 | S62296..... | 10 | S75015..... | 1, 2, 3 | TC-3050RH..... | 2 | | | | |
| IR-10845T..... | 64 | S62297..... | 10 | S75046..... | 1, 3 | TC-3051..... | 2 | | | | |
| IR-10890T..... | 64 | S62298..... | 10 | S75531..... | 18 | TE-BA01..... | 43 | | | | |
| IR-11545SU..... | 60 | S62299..... | 10 | S76548..... | 33, 34 | TE-BA0145..... | 43 | | | | |
| IR-11590S..... | 60 | S62300..... | 10 | S76637..... | 1, 3 | TE-BV01-3..... | 38 | | | | |
| IR-12045H..... | 62 | S62301..... | 10 | S77511..... | 3 | TE-BV01B..... | 38 | | | | |
| IR-12045S..... | 62 | S62302..... | 10 | S5951125..... | 40 | TE-BV01R..... | 38 | | | | |
| IR-12090H..... | 62 | S62303..... | 10 | S7931801..... | 3 | TE-BV01Y..... | 38 | | | | |
| IR-12090S..... | 62 | S62304..... | 10 | S7958301..... | 38 | TE-BV02-3..... | 38 | | | | |
| IR-15045H..... | 62 | S62305..... | 10 | S7958302..... | 38 | TE-BV02B..... | 38 | | | | |
| IR-15090H..... | 62 | S62306..... | 10 | S8058801..... | 9 | TE-BV02R..... | 38 | | | | |
| IR-17045S..... | 62 | S62307..... | 10 | S8058901..... | 9 | TE-BV02Y..... | 38 | | | | |
| IR-17090S..... | 62 | S62641..... | 22 | S8201501..... | 3 | TH-103..... | 80 | | | | |
| IR-47700K..... | 59 | S62648..... | 22 | S8230301..... | 35 | TM400P..... | 80 | | | | |
| IR-51215T..... | 64 | S62655..... | 22 | S8442401..... | 9 | TM400S..... | 80 | | | | |




Family of Brands



Specialty hand tools for HVACR service, tube working, electrical, automotive and industrial applications

FOR OVER 110 YEARS Since 1905



Vacuum gauges, compressor tools, charging scales, charging cylinders, adapters and accessories for HVACR professionals



Wire twisting pliers, kits and stainless steel safety lock wire for the aviation professional

OUR 60TH YEAR Since 1956

www.imperial-tools.com



A recognized leader in the fluid power tube fabricating industry for 80 years

www.lakelandprod.com

Limited Lifetime Warranty

Any product manufactured by Stride Tool, LLC that fails to render service due to defect in workmanship or materials will be replaced at no charge. Product failures due to misuse, abuse, normal wear & tear or alterations are not covered by the Limited Lifetime Warranty. Wear items (such as cutter wheels, seals, gaskets, o-rings and gauges) will need to be replaced over time, and are not included. Stride Tool makes no other warranty, expressed or implied. Tools should be returned to the buyer's place of purchase.



Follow Imperial Tools on facebook.com/ImperialStrideTool

30333 Emerald Valley Pkwy., Glenwillow, OH 44139 USA
Phone 440.247.4600 • 888.467.8665 • Fax 800.527.6383

www.stridetool.com • info@stridetool.com
© Stride Tool, LLC Printed in U.S.A. LT17010000