

RIDGID®



Contents

About Ridge Tool Company – 0.2

Warranty – 0.4

Alphabetical Index – 15.1

Model Number Index – 15.3

Catalog Number Index – 15.5

Terms & Conditions – 15.12

New Products

STRAPLOCK
Pipe Handle
see page 7.13



Ratchet Cable Cutters
see page 11.10



PEX-One Battery
Operated PEX Tool
see page 10.13



CS65X Digital
Reporting Monitor
see page 12.18



LR-60B Latching
Round Crimp Head
see page 11.5



MR-10 Magnetic
Locator
see page 12.37



RE 12-M Manual
Hydraulic Crimp Tool
see page 11.9



Wrenches | 1.1 – 1.10

Pipe Vises & Supports | 2.1 – 2.5

Pipe/Tube Cutting & Preparation | 3.1 – 3.23

Threading | 4.1 – 4.31

Roll Grooving | 5.1 – 5.8

Cutting & Drilling | 6.1 – 6.9

General Purpose Hand Tools | 7.1 – 7.13

Bending & Forming | 8.1 – 8.9

Tube Repair & Joining | 9.1 – 9.5

Pressing | 10.1 – 10.14

Electrical | 11.1 – 11.12

Digital Inspection & Locating | 12.1 – 12.40

Drain Cleaning | 13.1 – 13.47

Wet/Dry Vacuums | 14.1 – 14.21



RIDGID

BUILT FOR THOSE WHO KNOW.™

Whether as a one person truck, or a member of a multinational crew, you have put immeasurable time and effort into building a business of which to be proud. A positive reputation delivers the calls and the contracts.

It is a testament to hard work and business savvy. It builds over time. However, it can break in no time. Call backs and missed deadlines can be critical. This is why RIDGID promises to deliver:

- Confidence that RIDGID products will consistently perform in the harsh demands of the professional's work site.
- Efficiency which results in faster work, more jobs and improved profits.
- Industry innovations to help our customers create new services and income sources.

Maximizing uptime, through both tools and information, is how RIDGID strives to give you a competitive advantage. Whether a seasoned veteran or just starting out, RIDGID tools and services help you build what matters most – your good name.

As a group, we take pride in knowing our individual efforts serve the greater good. From potable water to a reliable infrastructure, it takes all of us working together to keep this world in action. For ourselves, for our businesses and for the industry.

Why do so many professionals choose RIDGID tools? The answer is simple... trust. Millions of RIDGID tools go to work every day in plants, on construction sites and in countless other harsh environments.

These tools operate in extremes of heat and cold, withstand dirt and mud, and perform reliably day in and day out. RIDGID tools are known the world over as industry-leading products that allow professionals like you to complete jobs more quickly and reliably.



One of the design parameters for developing RIDGID tools is efficient operation. We engineer ease-of-use into every product. And, we include innovative features to ensure that our tools and machines get jobs done as quickly as possible without compromising quality.

Developing and manufacturing innovative products to meet the ever-changing demands of your job are a continuous process at the Ridge Tool Company. Not only do our evolving technologies help you solve today's problems, they are designed to address your future needs as well.

As a dependable partner for working professionals, we listen to your needs and encourage your feedback. We then use that information to provide you with the tools, equipment and support you've asked for.

For operating companies, the intuitive nature of our products helps you reduce your labor costs. For example, our line of pipe and drain locating equipment is designed for high performance, yet simple operation. With RIDGID, you spend less time training your employees and more time driving your business.

Even though selling tools is our business, we help you rely on fewer tools to get jobs done. Efficient operation means more jobs, higher revenues and increased customer satisfaction. We are committed to introducing new ways to help you grow your business and prosper.



About RIDGID®

RIDGID is a global manufacturer of more than 300 dependable and innovative tools, trusted by the professional trades in over 140 countries. RIDGID products are designed to help professionals in the demanding commercial, industrial and energy markets install and maintain the world's infrastructure with greater certainty and efficiency. Headquartered in Elyria, Ohio, RIDGID is a business unit of Emerson™, a global innovator in technology and engineering.

Our People Make the Difference

The talented, committed employees of the Ridge Tool Company share the common vision of making our company the best. Together, we strive for the best in quality, product innovations, technical support, training and customer service.

Throughout the world, our local teams of RIDGID® customer and technical service personnel provide the support our end users and distributors need to keep them working. Friendly, knowledgeable and courteous support help them select, obtain and use the correct tools to get the job done right and as quickly as possible.

Global Support

The Ridge Tool Company is dedicated to providing products and support in all areas of the world.

Customers choose us for our international network of factory and independently owned, authorized service centers. Local support helps our customers get the maximum service life from their tools and equipment.

In addition, our international network of RIDGID distribution centers ensures that customers get the products they want, when and where they want them. These centers feature the latest in supply chain logistic technologies so that our product stocking levels meet delivery demands.

To learn more about the Ridge Tool Company and its industry-leading products, visit www.RIDGID.com or contact one of the numbers below.

INSIDE THE UNITED STATES:

- Schedule a Product Demonstration: 1.800.769.7743
- Contact Customer Service: 1.888.743.4333
- Contact Technical Service: 1.800.519.3456

OUTSIDE THE UNITED STATES:

- Contact: +1.440.323.5581



Global Locations	Manufacturing	Warehousing	Sales & Support
United States			
Elyria, Ohio	•	•	•
Cambridge, Ohio	•	•	•
Erie, Pennsylvania	•	•	•
Orange, Virginia	•	•	
Europe			
Cluj, Romania	•		•
Leuven, Belgium		•	•
Gevelsberg, Germany	•		•
Sissach, Switzerland	•	•	•
Australia			
Campbellfield, Victoria		•	•
Asia			
Kangawa Pref., Japan		•	•
Shanghai, China	•	•	•
South America			
Guarulhos SP, Brazil		•	•
Latin America			
Mexico City, Mexico		•	•

About Emerson

Emerson (NYSE: EMR), headquartered in St. Louis, Missouri (USA), is a global technology and engineering company providing innovative solutions for customers in industrial, commercial, and residential markets. Our Emerson Automation Solutions business helps process, hybrid, and discrete manufacturers maximize production, protect personnel and the environment while optimizing their energy and operating costs. Our Emerson Commercial and Residential Solutions business helps ensure human comfort and health, protect food quality and safety, advance energy efficiency, and create sustainable infrastructure. For more information visit Emerson.com.

Invest in RIDGID® Tools and We Protect Your Investment



WHAT IS COVERED

RIDGID tools are warranted to be free of defects in workmanship and material.

HOW LONG COVERAGE LASTS

This warranty lasts for the lifetime of the RIDGID tool. Warranty coverage ends when the product becomes unusable for reasons other than defects in workmanship or material.

HOW YOU CAN GET SERVICE

To obtain the benefit of this warranty, deliver via prepaid transportation the complete product to Ridge Tool Company, Elyria, Ohio, or any RIDGID Independent Service Center. Pipe wrenches and other hand tools should be returned to the place of purchase.

WHAT WE WILL DO TO CORRECT PROBLEMS

Warranted products will be repaired or replaced, at the option of Ridge Tool, and returned at no charge; or, if after three attempts to repair or replace during the warranty period the product is still defective, you can elect to receive a full refund of your purchase price.

WHAT IS NOT COVERED

Failures due to misuse, abuse or normal wear and tear are not covered by this warranty. Ridge Tool shall not be responsible for any incidental or consequential damages.

HOW LOCAL LAW RELATES TO THE WARRANTY

Some states do not allow the exclusion or limitation of incidental or consequential damages, so the above limitation or exclusion may not apply to you. This warranty gives you specific rights, and you may also have other rights, which vary from state to state, province to province or country to country.

NO OTHER EXPRESS WARRANTY APPLIES

This Full Lifetime Warranty is the sole and exclusive warranty for RIDGID products. No employee, agent, dealer or other person is authorized to alter this warranty or make any other warranty on behalf of the Ridge Tool Company.

EXECUTING THE RIDGID LIFETIME WARRANTY

Ridge Tool Company offers a comprehensive lifetime warranty to support products purchased under the RIDGID Brand, excluding licensed goods.

RIDGID branded products are built with reliability, dependability and durability and are covered by a Full Lifetime Warranty against defects in materials or workmanship.

In the event that you have a problem with your RIDGID product due to a defect in materials or poor workmanship, we will attempt to remedy the problem in accordance with our printed warranty policy in a timely manner. For warranty information on RIDGID licensed goods, visit www.RIDGID.com.

NORMAL WEAR AND TEAR

Commonly, our tools are used on job sites in the most demanding applications and environments. Under these conditions and over time, the RIDGID product may experience normal wear and tear and require service. While normal wear and tear is not considered a "defect" and is not covered by the RIDGID Lifetime Warranty, it is our goal to get your tool back in service as soon as possible. To help expedite this service, Ridge Tool offers a complete assortment of service parts and a network of RIDGID Independent Service Centers to meet your service needs. Technicians throughout our Service Center Network are Factory Trained to provide quality repair service as well as accurate determination and execution of RIDGID warranty if required. For a complete list of RIDGID Independent Service Centers visit www.RIDGID.com.

DEFECTS IN MATERIALS AND WORKMANSHIP

It is our experience that a product that fails prematurely, due to a manufacturing defect in materials or workmanship, will generally do so very early in the product's life cycle, often the first or second time the product is used. When returned for inspection, these products are generally found to be in "like new" condition and show very little signs of use. It is uncommon for a product that was manufactured with a defect to survive under normal use for any extended period of time. Products that are returned for warranty inspection after months or years of continuous reliable service are rarely found to be defective. The most common demand for service is the result of normal wear and tear issues, which are not considered to be a defect in materials or workmanship.

• **1923** Ridge Tool Company founded with the introduction of the RIDGID pipe wrench.

• **1940** Ridge Tool Company introduces power threading machines.

• **1943** Ridge Tool Company establishes its headquarters in Elyria, Ohio USA.

• **1946** Ridge Tool Company begins exporting products to help rebuild Europe.

Complete Product and Service Support

ONLINE 24/7

Sometimes a RIDGID® tool or a piece of equipment will need to be repaired or serviced. When that time comes, you have three options for getting your tools back to work fast and performing like new:

THE RIDGID INDEPENDENT SERVICE CENTER NETWORK

For optimum service of your RIDGID tools and equipment, there is no better choice than a RIDGID Service Center. To locate the service center near you, go to RIDGID.com. Under the Support selection, choose **Service Centers and Repair**.

We make repairs and service convenient.

DO-IT-YOURSELF

Ridge Tool Company offers you 24/7 access to genuine RIDGID replacement parts at: www.RIDGIDparts.com.

RIDGID products are designed and built to the highest quality standards to perform specific tasks with optimum and lasting efficiency. Tool components are made to complement each other to form an ideally functioning “system.” To preserve the high standards of performance you expect from RIDGID tools, it is important to make sure you use RIDGID replacement parts.

Look for and insist on Genuine RIDGID Replacement Parts. It is your best assurance of performance, efficiency and long service life.

These are the values that built our reputation.

USE THE RIDGE TOOL COMPANY FACTORY SERVICE CENTER

For customers in the USA who need fast service, contact the Ridge Tool Factory Service Center in advance when you are sending an item in for repairs. Just complete our “Request Tool Repair” online form at: <https://www.ridgid.com/us/en/tool-repair-form>. Your completed email form alerts our service staff that your tool is on its way. Then print out the form and include it with the tool being shipped to the Factory Service Center.

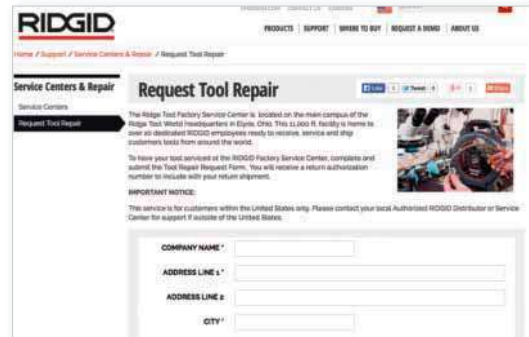
Easy and smart

DISTRIBUTOR 24X7 SERVICE ON DEMAND

RIDGID distributors have access to a comprehensive knowledge base to get answers to a wealth of product application and service questions – 24 hours a day, seven days a week. Here are just of the the many things you can do:

- Create a parts order with complete information with just a few taps of the keyboard.
- Use online warranty claims processing and assistance with executing the RIDGID warranty.
- Create and store repair quotes.
- FAQs: Tips and Tricks, Service Notes and more are included to provide fast answers to commonly asked questions.

At RIDGID, we make it easy.



• **1964** A new sales and manufacturing facility opens in St. Truiden, Belgium.

• **1966** Ridge Tool Company becomes part of Emerson Professional Tools™.

• **1967** The Kollmann line of drain cleaning and diagnostic tools becomes part of Ridge Tool.

• **1972** A new sales and manufacturing facility opens in Sao Paulo, Brazil.

Quality Management Systems

Ridge Tool Company manufacturing facilities listed below are certified to BS EN ISO 9001-2000 Quality Management System Standards by an Accredited Registrar.

MANUFACTURING PLANT ACCREDITED REGISTRAR

Elyria, Ohio	BSI
Erie, Pennsylvania	BSI
Orange, Virginia	BVQI



Distributor Support

Rely on your RIDGID® Distributor for our complete line of tools, parts, service and information. Your RIDGID Distributor:

- Keeps you competitive with the latest products for your industry.
- Guarantees your purchasing power by buying from hundreds of suppliers.
- Helps you get back in business fast when you need parts or service.
- Manages traffic so you get the goods on time and at the least cost.
- Warehouses products for you, saving capital, insurance and overhead.
- Brings technical aid to your staff to solve your problems.
- Simplifies your record-keeping with one billing for all your tool needs.



Parts and Repair Parts Catalogs

Catalogs illustrating parts for hand tools, machines and drain cleaning products are available upon request and cover all tools listed in this catalog. For ordering the exact parts needed, be sure to order by the catalog numbers that appear in the parts catalogs, as well as any other data that will help us avoid errors in filling the order.

Estimates on repairs and prices on repair parts will be furnished upon receipt of the tool or machine at our factory, or at a RIDGID Independent Service Center. Return all tools and machines freight prepaid.

PLEASE NOTE

Engineering advances may cause changes to information shown in this catalog. Please contact your RIDGID distributor for current information.

Do not use RIDGID tools and equipment for any other purpose beyond those they are intended for. Always follow any instructions and warnings provided with RIDGID tools and equipment.



• **1991** Ridge Tool Company establishes European headquarters and central distribution facility in Leuven, Belgium.

• **1996** Ridge Tool Company acquires Peddinghaus of Gevelsberg, Germany.

• **2002** Ridge Tool Company acquires Von Arx of Sissach, Switzerland.

Ridge Tool Company U.S. Patents*

Wrenches

One Stop Wrench	6,523,440
RapidGrip® Wrench	6,742,419; 7,044,030; D474,380
Faucet & Sink Installer	D560,986

Pipe Vises & Supports

460-6 Portable TRISTAND® Chain Vise	8,727,330; D645,319; 8,967,606
460-12 Portable TRISTAND® Chain Vise	8,727,330; 8,777,205; D645,319; D657,933; 8,967,606
VJ-98 V Head Low Pipe Stand	D657,933
VJ-98 V Head Low Pipe Stand	
VJ-99 V Head High Pipe Stand	
VF-99 V Head High Folding Pipe Stand	
RJ-98 Roller Head Low Pipe Stand	
RJ-99 Roller Head High Pipe Stand	

Pipe / Tube Cutting & Preparation

226 In-Place Soil Pipe Cutter	6,141,876
117 Tubing Cutter	6,393,700; D485,150
118 Tubing Cutter	
2-In-1 Close Quarters Quick-Feed Cutter	
PC-1375 ML Single Stroke Cutter	7,716,840
RC-1625 Ratchet Cutter	7,743,509
RC-2375 Ratchet Cutter	
PTEC 3000 Plastic Drain Pipe Cutter	D626,812; D660,116
PTEC 5000 Plastic Drain Pipe Cutter	

Threading

418 Oiler	7,090,054; D498,487
Roll Grooving	
915 Manual Roll Groover	6,591,652
920 Electric Roll Groover	6,272,895; 6,688,150
975 Combo Roll Groover	6,272,895; 6,591,652

Pressing

RP 340 Press Tool	5,611,228; 8,151,703
RP 210-B Press Tool	5,611,228; 8,151,703; 8,316,685; D593,828
Compact Series Press Jaws	6,434,998
Standard Series Press Jaws	
V2 Press Ring Actuator	
V1 Press Ring Actuator	
C1 Press Ring Actuator	
MegaPress Jaws	
1/2", 3/4", 1", 1 1/4", 1 1/2", 2" ProPress Rings	6,694,586; 6,729,009
1/2" ProPress Standard Series Jaws	7,000,448
3/4" ProPress Standard Series Jaws	
1" ProPress Standard Series Jaws	
1-1/4" ProPress Standard Series Jaws	
ProPress Rings	7,146,839
ProPress XLC Rings	
MegaPress Rings	
3/8", 1/2", 5/8", 3/4", 1" Compact Pureflow Jaws	7,578,159
1/2", 3/4", 1", 1-1/4" Compact ASTM F 1807 Jaws	
1/2", 3/4", 1", 1-1/4" Compact ProPress Jaws	
C1 Press Ring Actuator	
Compact ProPress Jaws	7,665,343; D562,098
Compact ASTM 5 1807 Jaws	
Standard ProPress Jaws	
3/8", 1/2", 3/4", 5/8", 1" Compact PureFlow Jaws	
V2 Press Ring Actuator	
V1 Press Ring Actuator	
C1 Press Ring Actuator	
MegaPress Jaws	
Framesets for JMA Connectors	7,979,980
Press Snap™ Soil Pipe Cutter	8,225,511

1/2" Traditional PEX Crimp Tool	8,276,429; D728,336
3/4" Traditional PEX Crimp Tool	
1" Traditional PEX Crimp Tool	
1/2", 3/4" Traditional PEX Combo Tool	
RP 200-B Press Tool	8,316,685; D729,602
1/2" Close Quarters Manual PEX Crimp Tool	8,590,352; D728,336
3/4" Close Quarters Manual PEX Crimp Tool	
1/2" to 1" MegaPress End Prep Tool	8,613,642
1-1/4" to 2" MegaPress End Prep Tool	
RE-6 Crimp Tool	D729,602
RE-60 Crimp Tool	

Digital Inspection & Locating

SeeSnake micro	D567,123; D573,042; D573,903; D578,906
micro IR-100 Non-Contact Infrared Thermometer	D668,561
micro CA-300 Hand-Held Video Inspection	D668,566
micro CA-100 Hand-Held Video Inspection	D668,567
micro CD-100 Combustible Gas Detector	D668,568

Drain Cleaning

K-60SP Sectional Machine	5,657,505
K-40 Sink Machine	6,009,588; 6,243,905; 6,412,136
Power Spin Hand Spinner	6,158,076
K-400 Drum Machine	6,360,397; 8,060,968; D579,612; D595,911
K-400T2 Drum Machine	8,060,968
Auto-Clean™ Sink Machine	6,412,136; 7,478,451; D570,558
K-45 Sink Machine	7,478,451; 7,685,669; D629,271

Kwik-Spin Hand Spinner

8,826,483

Ridge Tool Trademarks* Registered Marks ®

AUTOFEED	RIDGID. POWERFUL. DURABLE.
AUTO-SPIN	PROFESSIONAL.
BUILT FOR THOSE WHO KNOW	RIDGID TOOL
CHEVRON DESIGN	RIDGID TOOLS
JOBMAX	RIDGIDCONNECT
KWIK-SPIN	RIDGIDSKETCH
MAXCORE	RIKO
MICRO CG-100	RITCO & Design
MICRODRAIN	ROSCA-CORTE
MICROEXPLORER	ROOT RANGER
NAVITRACK	SCOUT
NAVITRACK SCOUT	SEE IT. FIND IT. SOLVE IT.
OIL LESS GOLD	SOF-TOUCH
ONHAND.COM.BR	STRONGER. FASTER. LONGER LIFE.
PEX-One	SWIV-L-PUNCH
POWER SPIN	THE RIDGE TOOL COMPANY & Design
POWERFUL. DURABLE. PROFESSIONAL.	TRIBENDER
QCS	TRISTAND
QUICK-FEED	UNIVERSAL GOLD
RAPIDGRIP	WARRANTY MEDALLION Design (Shaded)
RAPRENCH	WARRANTY MEDALLION Design (Unshaded)
REPEAT-A-CUT	WE BUILD REPUTATIONS
RIDG-BACK	X-CEL
RIDGE	Other Trademarks
RIDGE TOOL	4PIN
RIDGID	PRESS SNAP
RIDGID (Stylized) (D & G Adjacent With Solid Bar)	PRESSING TECHNOLOGY
RIDGID (Stylized) (D & G Adjacent)	RIDGID PRESSING TECHNOLOGY
RIDGID (Stylized) (D & G Adjacent) & Red Bar	THE RIDGE TOOL COMPANY
RIDGID (Stylized) (D & G Interlocked)	Wrench Design
RIDGID AIR MOVER (Stylized)	
RIDGID CROSSCHEK	
RIDGID KOLLMANN & Design	
RIDGID PEDDINGHAUS	
RIDGID-ROSCA CORTE	
RIDGID QUICKCHANGE SYSTEM	

- **TODAY** Ridge Tool Company has manufacturing facilities in the USA, Europe and Asia • Ridge Tool Company products are available in more than 150 countries around the world through a network of leading distributors • Ridge Tool Company offers more than 300 types of tools and machines in over 4,000 models and sizes.

*Current at time of print. The Registered Marks are registered in the U.S. and/or elsewhere.

WRENCHES

RIDGID® Pipe Wrenches are world-renowned for their unsurpassed toughness and serviceability. The original heavy-duty pipe wrench, pictured below, has earned the confidence of pipe professionals for over 80 years because it does the job right the first time, every time. RIDGID Pipe Wrenches are also available in a wide variety of purpose-built configurations, and are available with cast aluminum handles that offer an average 40% weight reduction.

Full floating forged hook jaw for fast ratcheting action.

Knurled adjustment nut for easy one-handed operation.



Graduations on hook jaw show approximate size of opening for different pipe sizes.



Extra large self-cleaning threads.

Wide gripping surface for increased comfort.



Replaceable, twice hardened alloy steel jaws. Precision-milled, biased tooth design maximizes gripping strength and tool life.



Large flange prevents nut from being inadvertently rotated when wrench is set down.

I-Beam handle allows for maximum strength and minimal weight.

Convenient hanging hole for easy storage. Enlarged handle end helps prevent slippage.



RIDGID Lifetime Warranty.

Proudly manufactured at RIDGID headquarters in Elyria, Ohio, U.S.A.



RIDGID® WRENCHES

- Time-tested.
- Often imitated, never duplicated.
- Efficient designs to improve productivity.
- Innovative to provide new solutions to old problems.

Wrench Type	No. of Models	Nom. Size (in.)	Capacity (in.)	Page
Straight Pipe Wrenches				
Heavy-Duty Straight Pipe	10	6 - 60	¾ - 8	1.2
Aluminum Straight	7	10 - 48	1½ - 6	1.2
Inner Tube Core Barrel	4	—	—	1.3
RapidGrip® Wrenches				
Heavy-Duty RapidGrip	2	10 - 14	1½ - 2	1.3
Aluminum RapidGrip	2	10 - 14	2 - 3	1.3
End Pipe Wrenches				
Heavy-Duty End Pipe	8	6-36	¾ - 5	1.4
Aluminum End Pipe	4	10-24	1½ - 3	1.4
Raprench®	1	10	1½	1.4
Offset Wrenches				
Heavy-Duty Offset	3	14 - 24	2 - 3	1.5
Aluminum Offset	3	14 - 24	2 - 3	1.5
Hex Wrenches	3	9½ - 20	⅝ - 2 ⅝	1.5
Spud	1	12	⅝ - 2 ⅝	1.6
Chain	5	—	2 - 4½	1.6
Compound Leverage	4	—	2 - 8	1.6
Chain Tongs	6	—	¼ - 18	1.7
Strap	8	—	2 - 5	1.7
Adjustable	8	6 - 24	¾ - 2 7/16	1.7
Specific Purpose Wrenches				
Basin	3	10 - 17	⅝ - 2½	1.8
Telescoping Basin	1	10 - 17	½ - 1¼	1.8
Faucet & Sink Installer	1	10¼	—	1.9
Internal	1	4½	1 - 2	1.9
One Stop	1	—	—	1.10
Wrench Parts	—	—	—	1.10

Straight Pipe Wrenches



HEAVY-DUTY STRAIGHT PIPE WRENCHES

- Straight Pipe Wrenches have a sturdy, ductile-iron housing and an I-beam handle with a full floating forged hook jaw, featuring self-cleaning threads with replaceable hook and heel jaws.
- Heavy-duty pipe wrenches comply with federal specifications GGG-W65IE, Type II, Class A.

Catalog No.	Model No.	Description	Nom. Size		Pipe Capacity		Weight		Std. Pack
			in.	mm	in.	mm	lb.	kg	
31000	6	Heavy-Duty Straight Pipe Wrench	6	150	¾	20	½	0.2	6
31005	8		8	200	1	25	¾	0.3	
31010	10		10	250	1 ½	40	1 ¾	0.8	
31015	12		12	300	2	50	2 ¾	1.2	
31020	14		14	350			3 ½	1.6	
31025	18		18	450	2 ½	65	5 ¾	2.6	
31030	24		24	600	3	80	9 ¾	4.4	
31035	36		36	900	5	125	19	8.7	
31040	48		48	1,200	6	150	34 ¼	15.6	1
31045	60		60	1,500	8	200	51 ¼	23.3	

Nom. Size = nominal length of handle
 Nom. Pipe Capacity = maximum nominal diameter of steel pipe



ALUMINUM STRAIGHT PIPE WRENCHES

- RIDGID® Aluminum Pipe Wrenches provide professional strength in lightweight aluminum. The Aluminum Straight Pipe Wrench offers the same durability and ease-of-use found in all RIDGID heavy-duty wrenches.

Catalog No.	Model No.	Description	Nom. Size		Pipe Capacity		Weight		Std. Pack
			in.	mm	in.	mm	lb.	kg	
31090	810	Aluminum Straight Pipe Wrench	10	250	1 ½	40	1	0.4	6
47057	812		12	300	2	50	2 ½	1.1	
31095	814		14	350					
31100	818		18	450	2 ½	65	3 ¾	1.7	3
31105	824		24	600	3	80	6	2.7	
31110	836		36	900	5	125	11	5.0	1
31115	848		48	1,200	6	150	18 ½	8.4	

Nom. Size = nominal length of handle
 Nom. Pipe Capacity = maximum nominal diameter of steel pipe

Inner Tube Core Barrel Wrenches



INNER TUBE CORE BARREL WRENCH

The NEW RIDGID® Inner Tube Core Barrel Wrenches are used for Mineral Exploration, Geotechnical and Environmental Core Drilling and Soil Sampling. They are specifically designed for use with ISO 10097 Core Barrel systems and components. The unique gripping surface offers superior strength without damaging or distorting the tube surface for maximum performance in the field.

- Replaceable inserts – significantly extend the total life of the wrench.
- Specially engineered insert – surface maximizes grip strength while minimizing tube abrasion.
- Three jaw design – prevents tube distortion.
- Double torsion spring – prevents disengagement and allows single handed ratchet action.

Catalog No.	Description	Weight		Std. Pack
		lb.	kg	
46378	Wrench, N INR Tube Core Barrel	6.8	3.1	1
46363	Wrench, H INR Tube Core Barrel	10.8	4.9	1
46373	Wrench, B INR Tube Core Barrel	6.15	2.79	1
46368	Wrench, P INR Tube Core Barrel	13.55	6.14	1
48323	Inserts, Size N INR Tube Core Barrel	0.35	0.15	1
48358	Inserts, Size H INR Tube Core Barrel	0.45	0.20	1
48713	Inserts, Size B INR Tube Core Barrel	0.30	0.20	1
48718	Inserts, Size P INR Tube Core Barrel	0.90	0.40	1

RapidGrip® Wrenches



HEAVY-DUTY RAPIDGRIP® WRENCHES

- Quick one-handed operation makes your jobs move faster.
- The spring-loaded jaw design provides rapid ratcheting action.
- Unique combination heel/hook jaw design aggressively bites the work piece and ensures a secure grip.

Catalog No.	Model No.	Description	Nom. Size		Pipe Capacity		Fittings Capacity		Weight		Std. Pack
			in.	mm	in.	mm	in.	mm	lb.	kg	
10348	10	RapidGrip Wrench	10	250	1 ½	40.0	1	25	1.6	0.7	1
10358	14		14	350	2	50.0	1 ½	40	3.1	1.4	1

Nom. Size = nominal length of handle
 Nom. Pipe Capacity = maximum nominal diameter of steel pipe
 Fittings Capacity = maximum nominal diameter of fitting



ALUMINUM RAPIDGRIP® WRENCHES

- All the great benefits of the heavy-duty RapidGrip wrench. 35% lighter than heavy-duty models.
- Quick one-handed operation makes your jobs move faster.
- The spring-loaded jaw design provides rapid ratcheting action.
- Unique combination heel/hook jaw design aggressively bites the work piece and ensures a secure grip.

Catalog No.	Model No.	Description	Nom. Size		Pipe Capacity		Fittings Capacity		Weight		Std. Pack
			in.	mm	in.	mm	in.	mm	lb.	kg	
12693	14	Aluminum RapidGrip Wrench	14	350	2	50	1 ½	40	2.1	0.9	10
12698	18		18	450	3	80	2 ½	65	4.3	1.9	1

Nom. Size = nominal length of handle
 Nom. Pipe Capacity = maximum nominal diameter of steel pipe
 Fittings Capacity = maximum nominal diameter of fitting

End Pipe Wrenches



HEAVY-DUTY END PIPE WRENCHES

- An ideal wrench for pipe work close to a wall, in tight quarters or in closely spaced parallel lines.

Catalog No.	Model No.	Description	Nom. Size		Pipe Capacity		Weight		Std. Pack
			in.	mm	in.	mm	lb.	kg	
31050	E-6	End Pipe Wrench	6	150	¾	20	½	0.2	6
31055	E-8		8	200	1	25	¾	0.3	
31060	E-10		10	250	1 ½	40	1 ¾	0.8	
31065	E-12		12	300	2	50	2 ¾	1.2	
31070	E-14		14	350	2 ½	65	3 ½	1.6	
31075	E-18		18	450	3	80	5 ¾	2.6	
31080	E-24		24	600	3	80	9 ¾	4.4	1
31085	E-36		36	900	5	125	19	8.7	

Nom. Size = nominal length of handle

Nom. Pipe Capacity = maximum nominal diameter of steel pipe



ALUMINUM END WRENCHES

- Aluminum End Wrenches are ideal for jobs in tight spaces and overhead applications. Designed for easy access in close parallel lines. 40% lighter than heavy-duty wrenches.

Catalog No.	Model No.	Description	Nom. Size		Pipe Capacity		Weight		Std. Pack
			in.	mm	in.	mm	lb.	kg	
90107	E-910	Aluminum End Wrench	10	250	1 ½	40	1	0.4	6
90117	E-914		14	350	2	50	2	0.9	
90122	E-918		18	450	2 ½	65	3	1.4	
90127	E-924		24	600	3	80	5	2.2	

Nom. Size = nominal length of handle

Nom. Pipe Capacity = maximum nominal diameter of steel pipe

Raprench® Wrench



RAPRENCH® WRENCH

- A deep and broad hook jaw housing provides a smooth, flat surface that is ideal for occasional use as a hammer.

Catalog No.	Model No.	Description	Nom. Size		Pipe Capacity		Weight		Std. Pack
			in.	mm	in.	mm	lb.	kg	
31395	10	Raprench Wrench	10	250	1 ½	40	2	0.9	6

Nom. Size = nominal length of handle

Nom. Pipe Capacity = maximum nominal diameter of steel pipe

Offset Pipe Wrenches



HEAVY-DUTY OFFSET PIPE WRENCHES

- Heavy-Duty Offset Pipe Wrenches feature a jaw opening parallel to the handle and a narrower hook jaw head. Provides easy entry into tight spots.

Catalog No.	Model No.	Description	Nom. Size		Pipe Capacity		Weight		Std. Pack
			in.	mm	in.	mm	lb.	kg	
89435	14	Offset Pipe Wrench	14	350	2	50	2 ¼	1.0	6
89440	18		18	450	2 ½	65	5 ¾	2.6	
89445	24		24	600	3	80	9 ¾	4.4	

Nom. Size = nominal length of handle
 Nom. Pipe Capacity = maximum nominal diameter of steel pipe



ALUMINUM OFFSET PIPE WRENCHES

- Aluminum Offset Pipe Wrenches feature a jaw opening parallel to the handle and a narrower hook jaw head. This lightweight wrench provides easy entry into tight spots.
- Ideal for overhead applications.

Catalog No.	Model No.	Description	Nom. Size		Pipe Capacity		Weight		Std. Pack
			in.	mm	in.	mm	lb.	kg	
31120	14	Aluminum Offset Pipe Wrench	14	350	2	50	2	0.9	6
31125	18		18	450	2 ½	65	3 ½	1.6	
31130	24		24	600	3	80	6	2.7	

Nom. Size = nominal length of handle
 Nom. Pipe Capacity = maximum nominal diameter of steel pipe

Hex Wrenches



HEX WRENCHES

- Hex jaw design gives multi-sided, secure grip on all hex nuts, square nuts, unions and valve packing nuts.
- The extra-wide opening offset model is ideal for securing drain nuts on sinks and tubs.
- Thin, smooth jaws slip into the tightest places.

Catalog No.	Model No.	Description	Nom. Size		Pipe Capacity		Weight		Std. Pack
			in.	mm	in.	mm	lb.	kg	
31305	E-110	Offset Hex	9 ½	240	1 ½ - 2 ¾	29 - 67	1 ½	0.6	6
31275	17	Straight Hex	14 ½	362	¾ - 1 ¼	16 - 30	4 ½	2.0	
31280	25		20	500	1 - 2	25 - 50	8 ¾	4.0	

Spud Wrench



SPUD WRENCH

- 12" Spud Wrench features narrow jaws to fit into tight places.
- Smooth, toothless jaws ideal for square or rectangular stock.

Catalog No.	Description	Nom. Size		Pipe Capacity		Weight		Std. Pack
		in.	mm	in.	mm	lb.	kg	
31400	Spud Wrench	12	300	¾ - 2 ½	10 - 67	2 ½	1.1	6

Chain Wrenches



CHAIN WRENCHES

- A double jaw gives fast, ratchet-like action in either direction.
- The heavy-duty model has replaceable alloy steel jaws.
- The light-duty model has a one-piece forged alloy steel handle and jaw. Ideal for use in close quarters.

Catalog No.	Model No.	Description	Rated Pipe Capacity		Actual O.D. Capacity		Chain Length		Weight		Std. Pack
			in.	mm	in.	mm	in.	mm	lb.	kg	
31310	C-12	Light-Duty Chain Wrench	2	50	4	100	15 ¾	390	1 ¾	0.8	1
31315	C-14	Heavy-Duty Chain Wrench	2 ½	60	5	125	18 ½	460	2 ¾	1.2	
31320	C-18						20 ¼	500	6	2.7	
31325	C-24						20 ¼	500	8 ¼	3.7	
31330	C-36						4 ½	110	7 ½	185	

Rated pipe capacity= nominal diameter that can be correctly tightened
Actual O.D. Capacity = actual O.D. that chain can accommodate

Compound Leverage Wrenches



COMPOUND LEVERAGE WRENCHES

- The compound leverage wrench offers a unique design that multiplies the turning force applied to a pipe. Ideal for freeing locked couplings and joints frozen by age or damage. Replaceable jaws are hardened alloy steel.

Catalog No.	Model No.	Description	Pipe Capacity		Weight		Std. Pack
			in.	mm	lb.	kg	
31375	S-2	Compound Leverage Wrench	2	50	7 ¼	3.3	1
31380	S-4A		5	125	33 ½	15.2	
31385	S-6A		6	150	45 ½	20.6	
31390	S-8A		8	200	68 ½	31.1	

Nom. Size = nominal length of handle
Nom. Pipe Capacity = maximum nominal diameter of steel pipe

Chain Tongs



CHAIN TONGS

- Designed and sized to provide extra leverage for the toughest jobs.
- All models feature double-end jaw styles that can be reversed, except Model 3215, which is a single-end tong.

Catalog No.	Model No.	Description	Total Length		Pipe Capacity		Chain Length	Chain Length	Chain Breaking Load		Weight		Std. Pack
			in.	mm	in.	mm	in.	mm	lb.	kg	lb.	kg	
92665	3229	Double-End Chain Tongs	27	686	¼ - 2 ½	6 - 65	17 ½	445	13,800	6,260	11	5	1
92670	3231		37	939	¾ - 4	20 - 100	22 ½	572	17,600	7,983	21	10	
92675	3233		44	1,117	1 - 6	25 - 150	32	813	20,100	9,117	29	13	
92680	3235		50	1,270	1 ½ - 8	40 - 200	40 ½	1,219	22,000	9,979	39	18	
92685	3237		64	1,625	2 - 12	50 - 300	55 ½	1,410	31,000	14,061	67	30	
92660	3215	Single-End Chain Tongs	87	2,209	4 - 18	100 - 450	74 ½	1,892	56,000	25,401	156	71	

Strap Wrenches



STRAP WRENCHES

- Strap Wrenches are best for any polished pipe.
- Strong, woven nylon strap gives tight grip.
- Two models available with special strap for plastic pipe.*

REPLACEMENT STRAPS

Replac. Strap	Strap Length		Strap Width	
	in.	mm	in.	mm
31990	17	425	½	12
32015			1 ⅛	30
32020	30	760	1 ⅛	30
32025	24	600	1 ⅛	30
32035*	17	425	1 ⅛	27
32050	29 ¼	750	1 ¾	45
32055	48	1,200	1 ¾	45
32065*	29 ¼	750	1 ¾	45

Catalog No.	Model No.	Description	Handle Length		Strap Length		Strap Width	Strap Width	Pipe Capacity	Pipe Capacity	Actual O.D. Capacity	Actual O.D. Capacity	Weight		Std. Pack
			in.	mm	in.	mm	in.	mm	in.	mm	in.	mm	lb.	kg	
31335	1	Strap Wrench	11 ¾	300	17	425	½	12	2	50	3 ½	90	1 ¼	0.5	1
31340	1 ⅛						30	2	50	3 ½	90				
31345	2				30	760	1 ⅛	30	2	50	5 ½	135	1 ¾	0.8	
31350	24				600	1 ⅛	30	2	50	5 ½	135				
31355	2P				17	425	1 ⅛	27	2	50	3 ½	90			
31360	5	18	450	29 ¼	750	1 ¾	45	5	125	7	175	2	0.9		
31365	48			1,200	1 ¾	45	5	125	12	300					
31370	5P			29 ¼	750	1 ¾	45	5	125	5 ½	135			2 ⅛	1.0

Rated pipe capacity= nominal diameter that can be correctly tightened
 Actual O.D. Capacity = actual O.D. that chain can accommodate
 * Strap designed for use with plastic pipe

Adjustable Wrenches



ADJUSTABLE WRENCHES

- High-grade alloy steel.
- Nickel based plating with brushed finish to reduce rust and corrosion.
- Forged and heat-treated for durability.
- Jaw scales in SAE and metric for quick adjustment.

Catalog No.	Model No.	Description	Nom. Size		Jaw Opening		Weight		Std. Pack
			in.	mm	in.	mm	lb.	kg	
86902	756	6" Adjustable Wrench	6	150	¾	20	¼	0.1	5
86907	758	8" Adjustable Wrench	8	200	7/8	22	½	0.2	
86912	760	10" Adjustable Wrench	10	250	1 ⅛	30	¾	0.3	
86917	762	12" Adjustable	12	300	1 5/16	35	1 ½	0.6	4
86922	765	15" Adjustable	15	375	1 11/16	40	3	1.3	
86927	768	18" Adjustable	18	450	2 ⅛	50	5 ⅛	2.3	1
86932	774	24" Adjustable	24	600	2 7/16	60	9 ¼	4.2	

Specific Purpose Wrenches



TELESCOPING BASIN WRENCH

- Innovative design makes working with faucet fittings and retaining nuts easier than ever.
- Built-in, water-resistant LED light provides direct illumination of your work.
- Pivoting, removable T-handle allows you easier access in tight spaces.
- $\frac{3}{8}$ " square drive connection lets you use your ratchet or breaker bar for additional leverage and maximum torque.
- Ergonomic textured handle increases leverage and improves grip.
- New body design enables effortless telescoping from 10" to 17".

Catalog No.	Model No.	Description	Nom. Size		Pipe Capacity		Weight		Std. Pack
			in.	mm	in.	mm	lb.	kg	
46753	2017	Telescoping Basin Wrench	10 - 17	240 - 425	$\frac{1}{2}$ - $1\frac{1}{4}$	12 - 32	2 $\frac{1}{2}$	1.2	1



BASIN WRENCHES

- The RIDGID Basin Wrench is an ideal tool for use in tight spaces and under sink applications.
- Spring-loaded jaws of forged alloy steel provide fast, one-hand ratcheting.
- Tension plug holds head in any position up to 90° angle.
- Telescopic shanks on Models 1017 and 1019 quickly adjust for lengths from 10" to 17".

Catalog No.	Model No.	Description	Nom. Length		Pipe Capacity		Weight		Std. Pack
			in.	mm	in.	mm	lb.	kg	
31175	1017	Telescoping Basin	10 - 17	240 - 425	$\frac{3}{8}$ - $1\frac{1}{4}$	10 - 32	2	0.9	1
31180	1019				$1\frac{1}{4}$ - $2\frac{1}{2}$	32 - 65			



FAUCET & SINK INSTALLER

- The RIDGID® Faucet and Sink Installer is a multipurpose under-sink plumbing tool. This tool is used to fasten and remove plastic basin nuts, supply line nuts, along with 7/8" and 1" hex nuts. The tool also features an aluminum insert for turning angle stop handles, and another aluminum insert for holding strainer baskets in place. Its extra long construction makes it ideal for hard to reach applications. The RIDGID Faucet & Sink Installer is a great addition to any toolbox.
- Extra long to turn hard to reach mounting nuts on faucets, sprayers and ball cocks.
- Notched ends engage 2, 3, 4, and 6 tab basin nuts.
- Open slot allows easy access over existing supply lines.
- Shut off valve attachment turns hard to reach angle stops without marring chrome.
- Strainer basket attachment holds drain unit in place while tightening strainer nut.
- 7/8" & 1" metal or plastic hex nuts.
- Light weight, high strength plastic construction with durable aluminum inserts.

Catalog No.	Model No.	Description	Nom. Size		Weight		Std. Pack
			in.	mm	lb.	kg	
66807	2006	Faucet & Sink Installer	10 1/4	260.00	0.77	0.35	1

INTERNAL WRENCH



- Holds closet spuds and bath, basin and sink strainers through 2".
- Use to install or extract Schedule 40 1" through 2" nipples.
- Jaws expand by eccentric action and are reversible for various sizes.

Catalog No.	Model No.	Description	Nom. Size		Pipe Capacity		Weight		Std. Pack
			in.	mm	in.	mm	lb.	kg	
31405	342	Internal Wrench	4 1/2	113	1 - 2	25 - 50	1 5/8	0.7	1

Specific Purpose Wrenches



ONE STOP WRENCH

- The One Stop Wrench is two wrenches in one.
- It provides the exact size wrench you need to install angle stops and compression couplings.

Catalog No.	Model No.	Description	Weight		Std. Pack
			lb.	kg	
27023	2002	One Stop Wrench	0.73	0.3	1



Wrench Parts: Always Insist on Genuine RIDGID® Parts



Wrench Size		Pipe Cap.	Handle Assembly				Nut	Pin	Heel Jaw & Pin Assembly	Coil & Flat Spring Assembly	Hook Jaw
Str.	End		Straight Iron	Straight Aluminum	End Iron	End Aluminum					
			Catalog No.	Catalog No.	Catalog No.	Catalog No.	Catalog No.	Catalog No.	Catalog No.	Catalog No.	
6	E-6	3/4	31420	—	31470	—	31570	31575	31560	31565	31555
8	E-8	1	31425	—	31475	—	31595	31600	31585	31590	31580
10	E-10	1 1/2	31430	31510	31480	93907	31615	31625**	31610	31620	31605
12	E-12	2	31435	49972	31485	—	31645	31650	31635	31640	31630
14	E-14	2	31440	31515	31490	93912	31665	31650**	31635	31660	31655
18	E-18	2 1/2	31445	31520	31495	93917	31685	31690	31675	31680	31670
24	E-24	3	31450	31525	31500	93922	31710	31715	31700	31705	31695
36	E-36	5	31455	31530	31505	—	31735	31740	31725	31730	31720
48	—	6	31460	31535	—	—	31760	31765	31750	31755	31745
60	—	8	31465	—	—	—	31785	31790	31775*	31780	31770
10 Raprench	—	1 1/2	32775	—	—	—	31615	31625	31610	31620	31605

* Use with 60" Hook Jaw catalog number 31770.

** Pin for 10" Aluminum End Handle Assembly is catalog no. 95402. Pin for 14" Aluminum End Handle Assembly is catalog no. 95407. For additional wrench parts, see RIDGID Hand Tool Parts Catalog.



PIPE VISES & SUPPORTS

- Wide selection of pipe accessories designed to work as one.
- Rugged construction for years of dependable service.

Pipe Vises & Supports	No. of Models	Pipe Capacity (in.)	Height Adj. (in.)	Page
Vises				
Portable TRISTAND®	4	1/8 - 12	–	2.2
Stand Chain	1	1/8 - 5	–	2.2
Bench Chain	9	1/8 - 5	–	2.2
Bench Yoke	4	1/8 - 6	–	2.3
Portable Chain & Yoke	2	1/8 - 5	–	2.3
Pipe Welding	4	1/2 - 8	–	2.3
Pipe Stands				
V-Head	3	12	20 - 51	2.4
Roller Head	2	12	24 - 55	2.4
Conveyor Head	1	12	30 - 46	2.4
Ball Transfer	1	12	–	2.4
Adjustable	3	12	23 - 42	2.5
Adjustable Roller Stand	1	36	–	2.5
Large Diameter Stand	1	24	16 - 31	2.5



Pipe Vises



PORTABLE TRISTAND® VISES

- Each TRISTAND pipe vise features integral folding legs for easy transport and setup, tool hangers and a base which overhangs the front legs for clear tool swing.
- Model 425 features “quick grab”, self-locking latch and carrying handle for ease of transport.
- Model 40-A integrates a yoke style vise into the base and a rugged tool tray.
- Model 460-6 has an optimized base layout to maximize working area, convenient lug to clamp the weld ground, rugged leg chain for the tough demands and a durable tool tray.
- Model 460-12 has all the features of the 460-6 but a capacity of 12" and an adjustable rear leg.

Catalog No.	Model No.	Description	Pipe Capacity		Weight		Std. Pack
			in.	mm	lb.	kg	
40130	40-A	Portable TRISTAND® Yoke Vise	1/8 - 2 1/2	3 - 60	48.5	22	1
16703	425				32	14.5	
36273	460-6	Portable TRISTAND® Chain Vise	1/8 - 6	3 - 150	42.75	19.4	
36278	460-12		1/8 - 12	3 - 300	60.75	27.6	

*Jaws for Plastic Pipe, Catalog No. 41280 available; order separately

STAND CHAIN VISE



- Handy, portable stand chain vise.
- Sturdy cast-iron frame.
- Equipped with pipe rest, pipe bender, and tool tray. 1 1/4" pipe for legs and connecting pipe not furnished.

Catalog No.	Model No.	Description	Pipe Capacity		Weight		Std. Pack
			in.	mm	lb.	kg	
40165	560	Top Screw Stand Chain Vise	1/8 - 5	3 - 125	25 3/4	11.7	1

BENCH CHAIN VISES



- Crank handle is anchored to base.
- Rugged cast-iron base has handy pipe rest and bender. Capacities of 1/8" through 8".
- Two models available for plastic pipe. Toothless jaws are neoprene-coated to prevent scoring of pipe.

Catalog No.	Model No.	Description	Pipe Capacity		Weight		Std. Pack
			in.	mm	lb.	kg	
40185	BC210	Top Screw Bench Chain Vise	1/8 - 2 1/2	6 - 60	7 3/4	3.5	1
40195	BC410		1/8 - 4	6 - 100	14 3/4	6.7	
40190	BC210P		1/2 - 2 7/8	15 - 70	7 3/4	3.5	
40200	BC410P		1/2 - 4 1/2	15 - 110	15	6.8	
40205	BC510		1/8 - 5	6 - 125	14 3/4	6.7	
40210	BC610		1/4 - 6	8 - 150	24 1/2	11.1	
40215	BC810	Bottom Screw Bench Chain Vise	1/2 - 8	15 - 200	37 1/4	16.9	
40175	BC2A		1/8 - 2	6 - 50	6	2.7	
40180	BC4A		1/8 - 4	6 - 100	13 1/4	6	

*For Plastic Pipe and Tube



Bench Yoke Vice

BENCH YOKE VISES

- Yoke and base made of strong, dependable iron. Hardened alloy steel jaws and convenient pipe rest and bender included.

Catalog No.	Model No.	Description	Pipe Capacity		Weight		Std. Pack
			in.	mm	lb.	kg	
40080	21	Bench Yoke Vice	1/8 - 2	3 - 50	8 3/4	4	1
40090	23		1/8 - 3	3 - 80	19 3/4	9	
40100	25		1/8 - 4	3 - 100	27 3/4	12.6	
40110	27		1/8 - 6	3 - 150	65	29.6	



Portable Yoke Vice

PORTABLE CHAIN AND YOKE VISES

- Light, strong, portable post-chain vise fits any shape or kind of post.
- Model 640 features a tray for an oil can, plus a handy pipe bender.
- Portable yoke vise easily attaches to plank, workbench or post.

Catalog No.	Model No.	Description	Pipe Capacity		Weight		Std. Pack
			in.	mm	lb.	kg	
40125	39	Portable Kit Yoke Vice	1/8 - 2 1/2	3 - 65	15 1/2	7	1
40170	640	Top Screw Post Chain Vise	1/8 - 5	3 - 125	23 1/2	10.7	



Top Screw Post Chain Vise



Straight Pipe Welding Vise

PIPE WELDING VISES

- Made of durable performance-proven material and designed to resist strain, heat and warping during tacking.
- Machined swivel nuts and pins, together with special chain screws, give smooth and trouble-free assembling of the vise onto pipe.

Catalog No.	Model No.	Description	Pipe Capacity		Weight		Std. Pack
			in.	mm	lb.	kg	
40220	461	Straight Pipe Welding Vise	1/2 - 8	15 - 200	15 1/2	7	1
40225	462	Angle Pipe Welding Vise	1/2 - 12	15 - 300	18 3/8	8.4	
40230	463	Elbow Pipe Welding Vise	2 1/2 - 8	65 - 200	14	6.4	
40235	464	Flange Pipe Welding Vise			17 1/4	7.8	



Angle Pipe Welding Vise



Elbow Pipe Welding Vise



Flange Pipe Welding Vise

Pipe Stands



V HEAD PIPE STANDS

- Locking ring allows for quick vertical height adjustments.
- The legs fold on the VF-99 Folding Pipe Stand (Cat No 22168) making it easy to transport and require 70% less area to store!

Catalog No.	Model No.	Description	Height Adjustment Low-High		Max. Pipe Capacity		Max. Weight Capacity		Weight	
			in.	cm	in.	mm	lb.	kg	lb.	kg
56657	VJ-98	V Head Low Pipe Stand	20 - 38	51 - 96					21	9.5
56662	VJ-99	V Head High Pipe Stand	28 - 53	71 - 135	12	300	2500	1134	23	10.4
22168	VF-99	V Head High Folding Pipe Stand	28 - 51	71 - 131					24	10.9

ROLLER HEAD PIPE STANDS

- Rollers center pipe and allow rotation.
- Locking ring allows for quick vertical height adjustments.
- Ideal for use with threading machines, roll grooving, or other pipe working applications.



Catalog No.	Model No.	Description	Height Adjustment Low-High		Max. Pipe Capacity		Max. Weight Capacity		Weight	
			in.	cm	in.	mm	lb.	kg	lb.	kg
56667	RJ-98	Roller Head Low Pipe Stand	24 - 42	61 - 107	12	300	1000	454	24	10.9
56672	RJ-99	Roller Head High Pipe Stand	32 - 55	81 - 142					27	12.3

CONVEYOR HEAD PIPE STANDS

- Conveyor head allows the pipe to move back and forth for moving material on the jobsite or loading into a threading machine.
- Locking ring allows for quick vertical height adjustments.
- Ideal for use with threading machines, roll grooving, or other pipe working applications.



Catalog No.	Model No.	Description	Height Adjustment Low-High		Max. Pipe Capacity		Max. Weight Capacity		Weight	
			in.	cm	in.	mm	lb.	kg	lb.	kg
56682	CJ-99	Conveyor Head High Stand	30 - 46	76 - 117	12	300	1000	454	19	8.6

BALL TRANSFER HEAD

- Ball head allows pipe to slide and rotate easily.
- Fits easily onto V Head Pipe Stands (VJ-98, VJ-99, VF-99).
- Ideal for use with threading machines, roll grooving, or other pipe working applications.



Catalog No.	Model No.	Description	Max. Pipe Capacity		Max. Weight Capacity		Weight	
			in.	mm	lb.	kg	lb.	kg
37997	BTH-9	Ball Transfer Head for VJ Stand	12	300	1000	454	5	2.3

ADJUSTABLE PIPE SUPPORTS

- Ideal for use with threading machines, roll grooving, or other pipe working applications.



Catalog No.	Model No.	Description	Height Adjustment Low-High		Max. Pipe Capacity		Max. Weight Capacity		Weight	
			in.	cm	in.	mm	lb.	kg	lb.	kg
42505	46	Adjustable Pipe Support	23 - 33	58 - 84	6	150	2500	1134	23	10.4
42510	92		32 - 41	81 - 104					28	12.7
83380	965	Support Stand for Groovers	26 - 42	66 - 107	12	300	2500	1134	29	13.2

ADJUSTABLE STAND WITH STEEL ROLLERS

- Feed screw quickly adjusts sizes and keeps pipe centered on stand.
- Rollers can be locked to prohibit rotation.
- Ideal for use with threading machines, roll grooving or other pipe working applications.



Catalog No.	Model No.	Description	Height		Max. Pipe Capacity		Max. Weight Capacity		Weight	
			in.	cm	in.	mm	lb.	kg	lb.	kg
64642	AR99	Ad. Roller Stand w/Steel Wheels	34	86	36	900	2500	1134	30	13.6

LARGE DIAMETER PIPE STAND

- Holds 6"-24" (15-61 cm) diameter pipe and up to 4,500 lbs. (2,041 kg).
- Heavy-duty rollers allow the pipe to turn freely for welding and roll grooving applications.
- Height adjustable.



Catalog No.	Model No.	Description	Height Adjustment Low-High		Max. Pipe Capacity		Max. Weight Capacity		Weight	
			in.	cm	in.	mm	lb.	kg	lb.	kg
96372	RJ624	Large Diameter Pipe Stand	16 - 31	41 - 79	24	610	4500	2041	167	75.7








PIPE/TUBE CUTTING & PREPARATION

Type	No. of Models	Pipe Capacity (in)	Page
Pipe Cutters			
Heavy-Duty	7	1/8 - 6	3.2
4-Wheel	2	3/4 - 4	3.3
Wide Roll	1	1/8 - 2	3.3
Hinged	11	2 - 12	3.3
Soil Pipe	5	1 1/2 - 8	3.4-3.6
Torque Wrench	2	—	3.6
Replacement Cutter Wheels	21	—	3.7
Pipe Reamers / Extractors / Taps			
Reamers	4	1/4 - 4	3.8
Extractors	15	1/8 - 2	3.8
Extractor Sets	4	1/8 - 1	3.8
Pipe Taps	9	1/8 - 2	3.8
Power Pipe Cutting	2	2 1/2 - 12	3.9-3.10
Dry Cut Saws	3	12 - 14	3.11
Copper Cutting & Prep	2	1/2 - 4	3.12-13
Tubing Cutters	24	1/8 - 6 5/8	3.14-3.17
Replacement Cutting Wheels	19	—	3.18
Plastic Pipe Cutters	6	1/8 - 2 3/8	3.19-3.21
Copper Cleaning Brush & Machine Accessories	—	—	3.21
Conduit Sizing Tool	1	1/2 - 3/4	3.21
Reamers, Deburring Tools	6	1/4 - 4	3.22
Pipe Beveling	1	4	3.23



Heavy-Duty Pipe Cutters

PIPE CUTTER SELECTION

Material / Diameter		Pipe Cutter	Page No.
Steel / Stainless	Cast Iron		
1/8" - 6"		Heavy-Duty 	3.2
3/4" - 4"		4-Wheel 	3.3
1/8" - 2"		Wide-Roller 	3.3
2" - 12"		Hinged 	3.4-3.6
	1 1/2" - 8"	Soil Pipe 	3.4 - 3.5

HEAVY-DUTY PIPE CUTTERS

- Fast, clean pipe cutting.
- Extra-long shank protects adjustment threads, while an extra-large handle is provided for quick, easy adjustment.
- Can be converted to 3-wheel cutter by replacing rollers with cutter wheel. The 2A and 4S models can be ordered as a 3-wheel model for use in areas where a complete turn is not possible.
- Second handle on 3-S, 4-S and 6-S models makes two-man leverage possible on large pipe sizes.



No. 2-A



Nos. 3-S, 4-S & 6-S

Catalog No.	Model No.	Description	Pipe Capacity Nominal Size		Weight	
			in.	mm	lb.	kg
32820	2-A	Heavy-Duty	1/8 - 2	3 - 50	7	3.2
32825		2-A 3-Wheel Heavy-Duty		3 - 50		
32830	3-S	Heavy-Duty	1 - 3	25 - 80	15	6.9
32840	4-S	4-S 3-Wheel Heavy-Duty	2 - 4	50 - 100	18	8.2
32845				50 - 100		
32850	6-S	Heavy-Duty	4 - 6	100 - 150	22	10

4-Wheel Pipe Cutters



No. 42-A



No. 44-S

4-WHEEL PIPE CUTTERS

- Designed for work in areas where a complete turn is impossible.
- Model 42-A has a short handle for use in confined areas.
- Second handle on Model 44-S makes two-man leverage possible for large pipe sizes.
- Both models are equipped with four heavy-duty wheels.

Catalog No.	Model No.	Description	Pipe Capacity Nominal Size	Pipe Capacity Nominal Size	Weight	
			in.	mm	lb.	kg
32870	42-A	Heavy-Duty 4-Wheel	¾ - 2	20 - 50	6 ¾	3.1
32880	44-S		2 ½ - 4	65 - 100	20	9.1



WIDE-ROLL PIPE CUTTER

- Featuring extra-wide rolls, this cutter is especially designed for use with power drives.
- The wide rolls provide for true tracking and cleaner cuts.

Catalog No.	Model No.	Description	Pipe Capacity Nominal Size	Pipe Capacity Nominal Size	Weight	
			in.	mm	lb.	kg
32895	202	Heavy-Duty Wide Rolls	1/8 - 2	3 - 50	8	3.5



HINGED PIPE CUTTERS

- Designed for rapid cutting of 2" (50 mm) to 12" (300 mm) steel pipe, heavy-wall steel pipe and cast-iron pipe.
- The 11 models operate with minimal cutter rotation as necessary for tight quarters.
- Second handle included for 466, 472 and 468 makes two-man leverage possible for large pipe sizes.

Catalog No.	Model No.	Description	Pipe Capacity Nominal Size	Pipe Capacity Nominal Size	Weight	
			in.	mm	lb.	kg
73162	424-S*	For Steel Pipe	2 - 4	50 - 100	13 ½	6
74227	424-CI	For Cast/Ductile Iron		50 - 100		
90995	466-D	For SML Pipe	3 - 6	80 - 150	29	
83080	466-S*	For Steel Pipe	4 - 6	100 - 150	28 ½	13
83085	466-HWS*	For Heavy-Wall Steel Pipe		100 - 150		
74685	466-CI	For Cast-Iron Pipe		100 - 150		
83145	468-S	For Steel Pipe	6 - 8	150 - 200	33	15
83150	468-HWS*	For Heavy-Wall Steel Pipe		150 - 200	33 ½	15.2
74700	468-CI	For Cast-Iron Pipe	8 - 12	150 - 200	41 ½	19
83165	472-S*	For Steel Pipe		200 - 300		
83170	472-HWS*	For Heavy-Wall Steel Pipe		200 - 300		
74710	472-CI	For Cast-Iron Pipe	200 - 300	42	19.1	



* Furnished with extra sharp wheel for up to 40% faster cutting.

(TOOLTIP)

Three- and four-wheel pipe cutters should only be used when the cutter cannot be rotated completely around the pipe.

Soil Pipe Cutters

SOIL PIPE CUTTER TOOL CAPACITY/SELECTION

- Models 206, 226 and 276 all have the same chain.
- Model 246 has a heavier chain.

Model					Material/Size
238-P	226	206	276	246	
●	▲	▲	▲	▲	Clay pipe, 8"
●	▲	▲	▲	▲	Service weight cast iron solid pipe, 8"
●	▲	▲	▲	▲	No hub cast iron soil pipe, 8"
●	●	●	●	●	Concrete pipe, 4"-6"
●	●	●	●	●	Clay pipe, 1½"-6"
				●	Class 22 water main, 4"
				●	Extra heavy-duty cast iron soil pipe, 2"-5"
●	●	●	●	●	Service weight cast iron soil pipe, 1½"-6"
●	●	●	●	●	No hub cast iron soil pipe, 1½"-6"

● Standard chain. ▲ Chain with one chain extension.

**Up to 15" clay pipe only can be cut with an extended chain.*



NO. 206 SOIL PIPE CUTTER

- Cuts 1½"-6" No Hub® soil pipe.
- Lighter weight and closer spacing of cutter wheels, together with simple ratcheting action, give smooth cut on lighter wall pipe.
- Ratchet-action handle parallel to pipe allows for application in trenches of minimum width.
- Complete with hand guard to protect operator's knuckles when cutting.

Catalog No.	Model No.	Description	Capacity	Capacity	Weight	
			in.	mm	lb.	kg
68650	206	Soil Pipe Cutter No Hub	1½ - 6	50 - 150	18	8.2

Accessories

Catalog No.	Model No.	Description	Weight	
			lb.	kg
33665	206/226/276	Chain Extension Assembly	1	3.5

** Do not use more than one chain extension except for clay pipe up to 15"*



NO. 226 IN-PLACE SOIL PIPE CUTTER

- The RIDGID® 226 In-Place Soil Pipe Cutter is a compact, lightweight tool designed to cut hub 1½" (40 mm) to 6" (150 mm) and hubless soil pipe in tight quarters.
- Only 17" (43 cm) long, the Model 226 is perfect for cutting cast iron, cement and clay pipe where space is limited.
- The Model 226 is especially suited for against-the-wall and other tight quarter applications.
- From the Model 226's compact design to its unique chain latching mechanism, every feature has been engineered for maximum productivity.

Catalog No.	Model No.	Description	Pipe Capacity Nominal Size		Replac. Chain Catalog No.	Weight	
			in.	mm		lb.	kg
69982	226	In-Place Soil Pipe Cutter	2 - 6	40 - 150	33670	18	8.2

Accessories

Catalog No.	Model No.	Description	Weight	
			lb.	kg
70437	226	Ratchet for 226 Soil Pipe Cutter	18	8.2
33665	206/226/276	Chain Extension Assembly	1	3.5

** Do not use more than one chain extension except for clay pipe up to 15"*

Soil Pipe Cutters



238-P POWERED SOIL PIPE CUTTER

Model 238-P Powered Soil Pipe Cutter cuts cast iron pipe quickly and easily in tight spaces. The 238-P is designed to cut up to 8" soil pipe when driven by an impact driver or 4" with the included ratchet.

- **Dual Powered** – Operates using a 1/2" square drive impact driver or ratchet.
- **High Capacity** – Cuts 8" diameter soil pipe when used with an impact driver (minimum 200 ft-lbs) or 4" manually.
- **Compact** – The 11.5" (29.5 cm) length, removable handle, low profile cutter wheels and compact design fits into tight places in both overhead and below grade applications.
- **Lightweight** – At 13.5 pounds mounting the tool in difficult places is easy.
- **Easy Set-Up** – Articulating outward facing chain hooks lay on the pipe to simplify latching.
- **Clean Cut** – Two directional operation allows scoring of the pipe for a clean cut.
- **Durable** – Patent pending torque limiter helps protect the tool from overloading.



SPECIFICATIONS

Capacity

- **Ratchet** – 1 1/2" - 4" No-Hub Soil Pipe
2" - 4" Service Weight Soil Pipe
2" - 4" Clay Pipe
4" Concrete Pipe
- **Impact** – 1 1/2" - 8" No-Hub Soil Pipe
2" - 8" Service Weight Soil Pipe
2" - 8" Clay Pipe
4" - 6" Concrete Pipe

Catalog No.	Model No.	Description	Capacity Nominal Pipe Size		Weight	
			in.	mm	lb.	kg
42878	238-P	Powered Soil Pipe Cutter	8	200	14	6.1

NO. 246 SOIL PIPE CUTTER

- Cuts 1 1/2"-6" clay, cast-iron clay pipe or cement pipe and 4" Class 22 water main.
- Ratchet-action handle parallel to pipe allows for application in minimum width trenches.
- Complete with hand guard to protect operator's knuckles when cutting.

Catalog No.	Model No.	Description	Pipe Capacity Nominal Size		Replac. Chain Catalog No.	Weight	
			in.	mm		lb.	kg
32900	246	Soil Pipe Cutter	1 1/2 - 6	40 - 150	34575	25	11.3

Accessories

Catalog No.	Model No.	Description	Weight	
			lb.	kg
34570	246	Chain Extension Assembly	1	3.5

* Do not use more than one chain extension except for clay pipe up to 15"



(TOOLTIP)

Make cutting soil pipe easier with a Press Snap™ cutter. It works with all RIDGID standard press tools. See 10.11 for more information.

Soil Pipe Cutters



NO. 276 SOIL PIPE CUTTER

- Provides one stroke cutting of 1½"-6" service weight, No Hub® soil pipe, clay and concrete pipe. Makes repeated cuts quickly.
- Expand capacity up to 8" service weight soil pipe by ordering Catalog No. 33665 Chain Extension Assembly.

Catalog No.	Model No.	Description	Capacity		Weight	
			in.	mm	lb.	kg
74207	276	Soil Pipe Cutter	1 ½ - 6	50 - 150	23 ¾	11.7

Accessories

Catalog No.	Model No.	Description	Weight	
			lb.	kg
33665	206/226/276	Chain Extension Assembly	1	3.5

**Do not use more than one chain extension except for clay pipe up to 15"*



NO. 228 SOIL PIPE ASSEMBLY TOOL

- Handles all 1½" (40 mm) to 8" (200 mm) gasketed soil pipe without extra, loose attachments.
- Easy assembly of Y, tee and elbow fittings, as well as straight lengths from any angle.
- Slim, compact design lets one man assemble even large sizes quickly and easily.
- Removal of handle facilitates vertical and overhead pipe assembly.

Catalog No.	Model No.	Description	Capacity	Capacity	Weight	
			in.	mm	lb.	kg
32905	228	Soil Pipe Assembly Tool	1 ½ - 8	40 - 200	22 ¾	10.3



TORQUE WRENCHES

- Preset to eliminate guesswork in No Hub® soil pipe installations.
- Assures proper coupling tightness for strong, leak-free joints.
- **No. 902 Torque Wrench** – The 5/16" drive tightens with a fast ratchet action until the wrench clicks for accurate 60 inch-pounds torque.
- **No. 904 Torque Wrench** – The 3/8" drive tightens with a fast ratchet action until the wrench clicks for accurate 80 inch-pounds torque.

Catalog No.	Model No.	Description	Torque	Torque	Weight	
			in. lb.	NxM	lb.	kg
31410	902	Torque Wrench for No Hub Cast-Iron Soil Pipe Couplings	60	7	½	0.2
14988	904		80	9		

Heavy-Duty Pipe Cutter Replacement Wheels



Always use genuine RIDGID® cutter wheels. These wheels are precision-machined from high-grade steel and are engineered for long life and maximum cutting accuracy.

Pipe Cutters (Original Product) Model				Catalog No.	32810	32820	32830	32840	32850	32870	32880	32895	68650	69982	32900/42878	74207	42370	73162	74227	74685	83080	83085	74700	83145	83150	74710	83165	83170	42390/34617	58657	26212				
Cutter Wheels				Model No.	1A	2A	3S	4S	6S	42A	44S	202	206	226	246/238-P	276	360	424S	424CI	466C	466S	466HWS	468C	468S	468HWS	472C	472S	472HWS	820/364	732	764				
Catalog No.	Model No.	Standard Pack	Blade Exp.																									Application/Material							
33220	E-109	1	.360																															Cast Iron	
44185	E-1032	6	.450								▲						▲													●	●		Steel Pipe & Ductile Iron		
44190	E-1032S	6	.450								▲						▲													▲	▲		S.S. Pipe		
33135	E-1962	1	.265			▲	▲				▲									●	▲	▲	●	▲	▲	●	▲	▲					Grey Cast Iron		
33225	E-2632	1	.244												●																			Cast Iron	
83140	E-3186	1	.680																	▲	▲	▲	▲	▲	▲	▲	▲	▲	▲					Steel & Ductile Iron HW	
75557	E-4266	4	.665																	▲	▲	●	▲	▲	●	▲	▲	●					Heavy Wall Steel		
75572	E-2267	4	.400															▲	●															Cast & Ductile Iron	
33105	F-3	6	.312	▲	▲				●		▲						▲													▲	▲			Steel & Ductile Iron	
33110	F-3S	6	.312	▲	▲				▲		▲						▲													▲	▲			S.S. Pipe	
33115	F-119	1	.132	▲	▲				▲		▲						▲													▲	▲			Grey Cast Iron	
33125	F-229	6	.411			▲	▲			●										▲	▲	▲	▲	▲	▲	▲	▲	▲	▲			●		Steel & Ductile Iron	
33130	F-229S	6	.411			▲	▲			▲										▲	▲	▲	▲	▲	▲	▲	▲	▲	▲			▲		S.S. Pipe	
75567	F-366	4	.375																●	▲														Steel Pipe	
33145	F-367	1	.470						●																										Steel & Ductile Iron
33150	F-367-S	1	.470						▲																										S.S. Pipe
33155	F-383	1	.265						▲																										Grey Cast Iron
33100	F-514	6	.312	●	●				▲		●						●														▲	▲			Steel & Ductile Iron
33120	F-515	6	.411			●	●			▲										▲	▲	▲	▲	▲	▲	▲	▲	▲	▲				▲		Steel & Ductile Iron
75562	F-546	4	.433																	▲	●	▲	▲	●	▲	▲	●	▲						Steel Pipe	

● Denotes Cutter Wheels furnished with original product. ▲ Denotes alternate Cutter Wheel.

Reamers, Extractors & Taps



PIPE REAMERS

- Model 2-S Spiral Ratchet Reamer – Self-feeding spiral design for extra-fast and easy hand reaming. Model 2-S Reamer is not suitable for power reaming.
- Models 2 and 3 Ratchet Reamers – Long taper design will not dig in. Suitable for use with power drives.
- Model 254 Spiral Ratchet Reamer – Hollow center reduces weight. Large pressure plate. Hardened alloy steel cone removable for sharpening. Not suitable for power reaming.

Catalog No.	Model No.	Description	Capacity		Weight		Replac. Cone Catalog No.
			in.	mm	lb.	kg	
34955	2-S	Spiral Reamer	¼ - 2	6 - 50	7 ¼	3.3	35020
34945	2	Straight Reamer	1/8 - 2	3 - 50	7	3.2	34975
34950	3		3/8 - 3	9 - 75	11 ½	5.2	35090
34960	254	Spiral Reamer	2 ½ - 4	62 - 100	14	6.4	35135



PIPE EXTRACTORS

- RIDGID® pipe extractors make easy work of removing broken threaded ends of pipe, pipe plugs and fittings. Available for schedule 40 and 80 pipe.
- Each is plainly marked showing drill size used when solid ends of plugs and fittings must be drilled to receive extractor.

Catalog No. Schedule 40	Model No. Schedule 40	Catalog No.	Model No. Schedule 80	Pipe Size		Length Overall		Use Drill		Weight		Std. Pack
				in.	mm	in.	mm	in.	mm	oz.	g	
35595	80	—	—	1/8	3	2.2	56	1/4	6	3/4	21	6
35600	81	—	—	1/4	6	2.5	62	3/8	9	1 1/2	43	6
35605	82	—	—	3/8	10	2.8	69	1/2	12	2 1/2	61	6
35610	83	35640	83 E	1/2	12	3.0	65	5/8	16	4	113	6
35615	84	35645	84 E	3/4	20	3.2	81	13/16	20	7 1/2	213	6
35620	85	35650	85 E	1	25	3.5	87	1 1/16	26	12 1/2	354	6
35625	86	35655	86 E	1 1/4	32	3.8	94	1 3/8	34	20	567	6
35630	87	35660	87 E	1 1/2	40	4.0	100	1 9/16	39	26	737	6
35635	89	35665	89 E	2	50	4.5	112	2 1/16	52	50	1,417	6

Pipe Extractor Sets

Catalog No.	Model No.	Capacity/Pipe Size		Set includes	Weight oz.	Weight g	Std. Pack
		in.	mm				
35670	880	0.1 - 0.5	3 - 12	Nos. 80 to 83 Inclusive	3	227	1
35675	881	0.2 - 0.8	6 - 20	Nos. 81 to 84 Inclusive	16	454	
35680	882	0.2 - 1.0	6 - 25	Nos. 81 to 85 Inclusive	28	794	
35685	883	0.1 - 1.0	3 - 25	Nos. 80 to 85 Inclusive			



PIPE TAPS: HAND USE ONLY

- Made from carbon steel in right hand configuration only.
- These taps are especially suited for restricted area work.
- All taps have taper of 3/4" per foot.
- Marked with drill size for pilot hole.

Catalog No.	Model No.	Description	Drill Size	Nominal Pipe Size		Thread	Weight		Std. Pack
			in.	in.	mm	in.	lb.	kg	
35815	E-5112	1/8 Pipe Tap-NPT	21/64	1/8	3	27	1/16	0.03	1
35820	E-5113	¼ Pipe Tap-NPT	7/16	¼	6	18	1/8	0.06	
35825	E-5114	3/8 Pipe Tap-NPT	9/16	3/8	10	18	¼	0.1	
35830	E-5115	½ Pipe Tap-NPT	45/64	½	12	14			
35835	E-5116	¾ Pipe Tap-NPT	29/32	¾	20	14	½	0.2	
35840	E-5117	1 Pipe Tap-NPT	1 9/64	1	25	11 ½	1	0.5	
35845	E-5118	1 ¼ Pipe Tap-NPT	1 31/64	1 ¼	32	11 ½	1 ¼	0.6	
35850	E-5119	1 ½ Pipe Tap-NPT	1 47/64	1 ½	40	11 ½	2	0.9	
35855	E-5120	2 Pipe Tap-NPT	2 13/64	2	50	11 ½	3 ¼	1.5	

Power Pipe Cutters



Model 700 ready for mounting on Model 258 Unit.



Model 258 with Pipe Roller in use for beveling. Two operators are recommended for this operation



Model 258 Pipe Cutter with No. 700 Power Drive in use for cutting

MODEL 258 POWER PIPE CUTTER

The RIDGID® Model 258 Power Pipe Cutter cuts 2 1/2" (65 mm) to 8" (200 mm) schedule 10*/40 steel pipe, galvanized pipe, rigid conduit, etc. at the job site or in the shop. Powered by the RIDGID No. 700 Power Drive, the 258 is a displacement cutter that provides square cuts. The operator controls the feeding rate by pumping the hydraulic foot pump throughout the operation. A square cut with minimal burr on either 21 ft (6m) or nipple lengths of pipe is achieved quickly** without abrasive dust, sparks, or open flame. Also, the RIDGID Pipe Roller for beveling can be used to rotate the pipe while second operator uses a grinder to bevel the pipe.

- Square cut 21ft (6m) or nipple lengths of pipe without effort.
- Easily cuts by displacing instead of removing pipe material.
- No abrasive dust, dangerous sparks, or open flame.
- Quickly cuts steel pipe with minimal burr.
- Great for cutting pipe for groove joining.
- Heavy-duty design is perfect for field or shop use.
- Adaptable for beveling.

SPECIFICATIONS

- Cutting Capacity – 2 1/2" (65 mm) to 8" (200 mm) schedule 10*/40 steel pipe
- Powered by a model 700 Power Drive (not included). Power Drive RPM – 26-30 (no load)
- Weight – 105 lbs. (48 kg) (excludes the No. 700 Power Drive)

Catalog No.	Model No.	Description	Weight	
			lb.	kg
50767	258	Pipe Cutter	105	48

Accessories

Catalog No.	Model No.	Description	Weight	
			lb.	kg
66687	-	8 1/2" H-D Cutter Wheel Assembly (includes HD Cutter Wheel, hub w/pins, cover plate)	13	6
50812	E-258	Cutter Wheel Std.	2	1
58222	E258-T	Cutter Wheel – Thin	2	1
54397	-	Transport Cart	24	11
60002	258PS	Ball transfer Pipe Support 2 1/2" (65mm) to 12" (300mm)	21	10
61757	-	Pipe Roller for Beveling (for Model 258 only) (Quantity 2)	13	6

*Use the thin wall cutter wheel for best results.

**Cutting time varies with pipe schedule and diameter.

Note: Model 258 is not recommended to cut cast iron pipe.

For Optimum wheel life always properly support the work piece with ball transfer pipe supports.

Standard Equipment

Catalog No. Model No.	50767 258
42620 - Square Drive Adapter - 15/16"	•
60002 - Ball transfer Pipe Support 2 1/2" (65mm) to 12" (300mm)	•
66687 - 8 1/2" H-D Cutter Wheel Assembly (includes HD Cutter Wheel (Qty 2), hub w/pins, cover plate)	•
59512 - Pump, HF32 Hydraulic Foot	•
59517 - RAM, Hydraulic 258	•

(TOOLTIP)

Do not overfill the hydraulic pump on power pipe cutters. Excess oil will purge out of seals on pump and ram.

Power Pipe Cutters



MODEL 258XL POWER PIPE CUTTER

The RIDGID® 258XL offers 8" (200 mm) to 12" (300 mm) diameter pipe cutting capacity. Powered by the RIDGID No. 700 Power Drive, the 258XL is a displacement cutter that provides square cuts. The operator controls the feeding rate by pumping the hydraulic foot pump throughout the operation. A square cut with minimal burr on either 21ft (6m) or nipple lengths of pipe is achieved quickly** without abrasive dust, sparks, or open flame. Now one person can easily square cut 12" schedule 40 pipe in minutes. Also, the RIDGID Pipe Roller for beveling can be used to rotate the pipe while second operator uses a grinder to bevel the pipe.

- Square cut 21ft (6m) or nipple lengths of pipe without effort.
- Easily cuts by displacing instead of removing pipe material.
- No abrasive dust, dangerous sparks, or open flame.
- Quickly cuts steel pipe with minimal burr.
- Great for cutting pipe for groove joining.

SPECIFICATIONS

- Cutting Capacity – 8" (200mm) to 12" (300mm) schedule 10*/40 steel pipe
- Powered by a model 700 Power Drive (not included). Power Drive RPM – 26-30 (no load)
- Weight – 140 lbs. (63 kg) (excludes the No. 700 Power Drive)

Catalog No.	Model No.	Description	Weight	
			lb.	kg
58227	258-XL	Pipe Cutter	145	66

Accessories

Catalog No.	Model No.	Description	Weight	
			lb.	kg
59512	258FP	Pump, HF32 Hydraulic Foot	-	-
66687	-	8 ½" H-D Cutter Wheel Assembly (includes HD Cutter Wheel, hub w/pins, cover plate)	13	6
50812	E-258	Cutter Wheel Std.	2	1
58222	E258-T	Cutter Wheel – Thin		
54397	-	Transport Cart	24	11
60002	258PS	Ball transfer Pipe Support 2 ½" (65mm) to 12" (300mm)	21	10
61757	-	Pipe Roller for Beveling (for Model 258 only) (Quantity 2)	13	6

*Use the thin wall cutter wheel for best results.

**Cutting time varies with pipe schedule and diameter.

Note: Model 258 is not recommended to cut cast iron pipe.

For Optimum wheel life always properly support the work piece with ball transfer pipe supports.

Standard Equipment

Catalog No. Model No.	58227 258-XL
42620 - Square Drive Adapter - 15/16"	•
60002 - Ball transfer Pipe Support 2 ½" (65mm) to 12" (300mm)	•
66687 - 8 ½" H-D Cutter Wheel Assembly (includes HD Cutter Wheel, hub w/pins, cover plate)	•
59512 - Pump, HF32 Hydraulic Foot	•
59517 - RAM, Hydraulic 258	•

(TOOL TIP)

When using 258 and 258XL pipe cutters with long lengths of pipe, it is especially important to properly support the pipe to prevent cutter wheel damage. Extra pipe supports may be needed and the work area must be level.

Saws



DRY CUT SAW / MODEL 614

The Model 614 features carbide-tipped blades to cut different materials and geometric configurations without cutting fluid. Cutting with the Model 614 generates no burr, abrasive dust or heat, providing clean and fast cuts on steel, copper, plastic and wood. Either straight or miter, the Model 614 offers the largest cutting capacity in its class.

SPECIFICATIONS




- Powerful –15 amp 2HP motor
- Speed –1,300 RPM
- Miter cut –up to 45°
- Blade dimensions –14" x 80T x 0.087" x 1"
- Spindle lock
- Dust collector
- Built-in maintenance tools
- Exclusive quick-acting vise
- Approved by CSA to CSA and UL standards

Catalog No.	Model No.	Description	Weight	
			lb.	kg
71687	614	Dry-Cut Saw, 115V, 60Hz	47	21

Blades for RIDGID Models 614 and 590 Dry Cut Saws

Catalog No.	Model No.	Description	Weight	
			lb.	kg
71697		12" Carbide-Tipped Blade 60 Tooth for 590	2	0.9
71692		14" Carbide-Tipped Blade 80 Tooth for 614	3	1.3

Model 614 Capacity

Cutting Angle	Workpiece Geometry		
			
90° Cuts	5 1/8" O.D. 130 mm	3 3/4" x 7" 95 mm x 180 mm	4 3/4" x 4 3/4" 120 mm x 120 mm
45° Cuts	4 1/8" O.D. 105 mm	3 1/8" x 4" 80 mm x 100 mm	4 3/4" x 4 3/4" 90mm x 90 mm

Standard Equipment

Catalog No. Model No.	71687 614	72862 614
71692 - 14" Carbide-Tipped Blade 80 Tooth for 614	•	•

Copper Cutting Prep Machines



122 CUTTING AND PREP MACHINE

This machine is designed to cut, clean, ream and deburr copper and stainless steel tubing and fittings quickly and professionally. Weighing only 50 lbs (23kg) and possessing a conveniently located carrying handle, the 122 is ideal for transport directly to the job site. Rugged cast aluminum housing and powerful 1/3 HP induction motor assure long life.

- Tube and fitting capacity: 1/2" - 2" (12 mm-54 mm).
- Powerful 1/3 HP induction motor drives rollers at 450 RPM.
- Rugged O.D. cleaning brush cleans tubing quickly with minimal effort.
- Core reamer easily removes turbulence-causing burrs.
- Cutting handle adjusts to accommodate different tubing sizes.
- Large carrying handle for easy transport to the job site.
- Guide rollers ensure a straight cut with no tracking.
- Built-in 1/2" (12 mm) incremental scale for quick, easy measuring.
- Copper cutter wheel tested to over 10,000 cuts.
- Fitting brush Kit includes six brushes, storage rack and collet.
- Approved by CSA to CSA and UL standards.

SPECIFICATIONS

- Copper and stainless steel tube and fitting capacity – 1/2" - 2" (12 mm-54 mm)
- For ASTM B88 types K, L, M copper
- For stainless steel wall thickness up to .065" (1.65 mm)
- Switch – toggle on/off
- Cutter wheel – model 2191 HD wheel
- Roller Speed – 450 RPM
- Reamer – single flute cone, RH, 1/2" to 2"
- Motor – 1/3 HP, 115V, 60Hz induction motor or 1/3 HP, 230V induction motor

Catalog No.	Model No.	Description	Voltage	Weight	
			V	lb.	kg
93492	122	Copper Cutting/Prep Machine 1/2"-2"	115	50	22.68

Standard Equipment

Catalog No. Model No.	93492 122
93707 - Fitting Brush Storage Kit Includes Mountable Storage Rack, Quick-Change Collet, Spare Cutter Wheel, and Brushes (1/2", 3/4", 1", 1 1/4", 1 1/2", 2")	•
94682 - O.D. cleaning brush	•
94687 - 2" Reamer Cone Assembly	•

Accessories

Catalog No.	Model No.	Description	Weight	
			lb.	kg
93717		1/2" Fitting Brush 12 mm (3 Per Pack)		0.24
93722		3/4" Fitting Brush 18 mm (3 Per Pack)	1/2	0.26
93727		1" Fitting Brush 25 mm (3 Per Pack)	3/4	0.27
93732		1 1/4" Fitting Brush 32 mm (3 Per Pack)		0.29
93737		1 1/2" Fitting Brush 40 mm (3 Per Pack)		0.77
93742	-	2" Fitting Brush 50 mm (3 Per Pack)	1 3/4	0.79
94682		O.D. cleaning brush	1	0.44
93747		Quick-Change Collet	2 1/4	0.95
93712		Fitting Brush Holder	6	2.63
93707		Fitting Brush Storage Kit Includes Mountable Storage Rack, Quick-Change Collet, Spare Cutter Wheel, and Brushes (1/2", 3/4", 1", 1 1/4", 1 1/2", 2")	3	1.39
36662	301A	Model 301A Foot Switch 120V	7 1/2	3.39
33175	2191	Cutter Wheel, E-2191		
33551	122SS	Cutter Wheel	1/4	0.1
10343		Stainless Steel Wheel Screw		
94687	-	2" Reamer Cone Assembly	1/16	0.03

Copper Cutting Prep Machines



122XL COPPER CUTTING AND PREP MACHINE

This machine is designed to cut, clean, ream and deburr copper and stainless steel tubing and fittings quickly and professionally. Weighing only 72 lbs (32.7 kg) and possessing a conveniently located carrying handle, the Model 122XL is ideal for transport directly to the job site. Rugged cast aluminum housing and powerful 1/3 HP induction motor assures a long life.

- Tube and fitting capacity: 1/2" - 4" (12 mm - 108 mm).
- Powerful 1/3 HP induction motor drives rollers at 300 RPM.
- Rugged O.D. cleaning brush cleans tubing quickly with minimal effort.
- Core reamer easily removes turbulence-causing burrs.
- Cutting handle adjusts to accommodate different tubing sizes.
- Large carrying handle for easy transport to the job site.
- Guide rollers ensure a straight cut with no tracking.
- Built-in 1/2" - incremental scale for quick, easy measuring.
- Cutter wheel tested to over 10,000 cuts.
- Fitting brush kit includes six brushes, storage rack and collet.
- Approved to UL standards (NRTL) (115V only).
- CSA approved (115V only).

SPECIFICATIONS

- Copper and stainless steel tube and fitting capacity – 1/2" - 4" (12 mm-108 mm)
- For ASTM B88 types K, L, M copper
- For stainless steel wall thickness up to .065" (1.65 mm)
- Switch – toggle on/off
- Cutter Wheel – model 122 SS
- Reamer – Single flute cone, RH, 1/2" to 2"
- Motor – 1/3 HP, 115V, 60Hz induction motor or 1/3 HP, 230V induction motor

Catalog No.	Model No.	Description	Weight	
			V	lb. / kg
10973	122XL	Copper Cutting/Prep Machine 1/2"-4"	115	72 / 32.7

Standard Equipment










Catalog No. / Model No.	10973 / 122XL	14388 / 122XL
46105 - O.D. Debur Disk	•	
94687 - 2" Reamer Cone Assembly	•	
94682 - O.D. cleaning brush	•	

Accessories

Catalog No.	Model No.	Description	Weight	
			lb.	kg
14388	122XL	Copper Prep Machine 230V	72	32.7
93717		1/2" Fitting Brush 12 mm (3 Per Pack)		0.24
93722		3/4" Fitting Brush 18 mm (3 Per Pack)	1/2	0.26
93727		1" Fitting Brush 25 mm (3 Per Pack)		0.27
93732		1 1/4" Fitting Brush 32 mm (3 Per Pack)	3/4	0.29
93737		1 1/2" Fitting Brush 40 mm (3 Per Pack)		0.77
93742		2" Fitting Brush 50 mm (3 Per Pack)	1 3/4	0.79
12638		2 1/2" Fitting Brush (3 Per Pack)-122XL Only		
12643		3"-4" Fitting Brush (3 Per Pack)-122XL Only		
94682		O.D. cleaning brush	1	0.44
46105		O.D. Debur Disk	1 1/4	0.57
93747		Quick-Change Collet	2 1/4	0.95
93712		Fitting Brush Holder	6	2.63
93707		Fitting Brush Storage Kit Includes Mountable Storage Rack, Quick-Change Collet, Spare Cutter Wheel, and Brushes (1/2", 3/4", 1", 1 1/4", 1 1/2", 2")	3	1.39
36662	301A	Model 301A Foot Switch 120V	7 1/2	3.39
33175	2191	Cutter Wheel, E-2191		
33551	122SS	Cutter Wheel	1/4	0.1
10343		Stainless Steel Wheel Screw		
94687		2" Reamer Cone Assembly	1/16	0.03

Tubing Cutters

TUBING CUTTER SELECTION

Pipe Cutter	Image	Page No.	Diameter	Material / Diameter			
				Steel / Stainless	Copper	Aluminum	Plastic/PVC
Close Quarters Tubing Cutters		3.14	1/4" - 1 1/8"	●	●	●	
2-in-1 Close Quarters AUTOFEED™ Cutter		3.15	1/4" - 1 1/8"	●	●	●	
Constant Swing Tubing Cutters		3.15	1/8" - 1 3/8"	●	●	●	
Enclosed Feed Tubing Cutters		3.16	1/4" - 2 3/8"	●	●	●	
Quick-Acting Tubing Cutters		3.16	1/4" - 6 5/8"	●	●	●	●
Screw Feed Tubing Cutters		3.17	1/8" - 3 1/8"	●	●	●	
Internal Tubing Cutters		3.17	2-4"	●	●	●	●
Stainless Steel Duty Tubing Cutters		3.17	3/16" - 2 5/8"	●	●	●	
Plastic Pipe Cutters		3.19-3.21	1/8" - 1 7/8"				●



CLOSE QUARTERS TUBING CUTTERS

- Specifically designed for use in restricted spaces on small diameter, hard and soft copper, aluminum, brass and plastic tubing.
- Rollers include grooves for close-to-flare cuts on models 101, 101J and 118.
- Strong, lightweight slide and wheel housing, and large knurled feed screw knob give easy control of cutting pressure for clean cuts.
- Models 117 and 118 include a self-feeding AUTOFEED® cutter wheel that automatically cuts after tightening the knob only once.
- Models 101, 117 and 118 feature a special knob for easier tightening of the feedscrew.
- Model 101-ML is for multilayer tubing in only.

Catalog No.	Model No.	Description	Std. Wheel	Capacity		Weight		Std. Pack
				in.	mm	lb.	kg	
40617	101	Close Quarters Cutter	E-3469	1/4 - 1 1/8	6 - 28	1/2	0.23	6
32975	103		E-3469	1/8 - 5/8	3 - 16			
32985	104		E-3469	3/16 - 15/16	5 - 24	1/3	0.15	
97787	117	Close Quarters AUTOFEED Cutter	E-3469	3/16 - 15/16	5 - 24			12
86127	118	Close Quarters AUTOFEED® #174; Cutter Only	E-3469	1/4 - 1 1/8	6 - 28	5/8	0.26	6
32933		Ratchet Handle Only for 101 and 118 Tubing Cutter		-	-			NA

(TOOLTIP)

For best cutting results, change the cutter's wheel pin at least once for every two cutter wheel replacements.

Models 117 and 118 include a self-feeding cutter wheel that automatically cuts after tightening the knob only once (AUTOFEED).
*Models 101 and 118 include spare cutter wheel in knob.

Tubing Cutters



2-IN-1 CLOSE QUARTERS AUTOFEED® CUTTER

- The RIDGID® Model 118 Close Quarters with AUTOFEED® operation is available with a ratchet handle to allow for easier cutting in tight, restricted spaces. With its rugged and compact design, the handle can be attached to the cutter and operated in ratchet steps as small as 10 degrees. This allows for fine indexing of the cutter to operate in tight spaces. The new ratchet handle allows more flexibility and mobility while keeping the AUTOFEED® features of the model 118 Cutter, which is designed to cut hard and soft copper, aluminum and brass.
- Featuring the 2-in-1 Close Quarters Cutter where the cutter can be used alone or with the ratchet handle, a light and ergonomic accessory to help use the cutter in tight and restricted spaces.
- Easy to use in hard-to-reach areas because the knob only needs to be tightened once.
- Adjustable to any size from 1/4" – 1 1/8" (6-28 mm) OD.
- Tubing cutter comes with a spare E-3469 Cutter Wheel in knob.
- New football-shaped knob in the cutter.
- Ratchet handle also compatible with Model 101 tubing cutter.

Catalog No.	Model No.	Description	Capacity		Weight		Std. Pack
			in.	mm	lb.	kg	
32573	118	2-In-1 Close Quarters Quick-Feed Cutter with Ratchet Handle	1/4 - 1 1/8	6 - 28	1 1/16	0.48	1
86127		Close Quarters AUTOFEED® Cutter Only	1/4 - 1 1/8	6 - 28	5/8	0.26	6
32933		Ratchet Handle Only for 101 and 118 Tubing Cutter	-	-	-	-	1



CONSTANT SWING TUBING CUTTERS

- Features an enclosed feed screw to eliminate clogging and jamming, grooved rollers for close-to-flare cuts, and a fold-away reamer.
- X-CEL® Knob cuts tubing more quickly and easily with our larger, more ergonomic designs.
- X-CEL Wheel Pin – changes your cutter wheel quickly using a new ball detent design...no tool needed...no lost clips!
- Spare cutter wheel included in the knob.
- Made from high-strength zinc alloy.
- Cuts copper, brass, and aluminum tubing and thin-wall conduit.

Catalog No.	Model No.	Description	Std. Wheel	Capacity		Weight		Std. Pack
				in.	mm	lb.	kg	
31622	150	Constant Swing Cutter	E-3469	1/8 - 1 1/8	3 - 28	1	0.44	6
31627		Above w/H-D Wheel(s)	E-4546					
66737	150-L	Constant Swing Cutter	E-3469	1/4 - 1 1/8	6 - 35	1 1/8	0.47	
66742	150-LS	Above with Heavy Duty Wheel	E-4546					

Tubing Cutters



ENCLOSED FEED TUBING CUTTERS

- Features an enclosed feed screw to eliminate clogging and jamming.
- X-CEL® Knob cuts tubing more quickly and easily with a larger, more ergonomic design.
- X-CEL Wheel Pin changes your cutter wheel quickly using a new ball detent design...no tool needed... no lost clips!
- Grooved rollers for close-to-flare cuts.
- Spare cutter wheel included in the knob.
- Fold-away reamer.
- Made from high-strength zinc alloy.
- Cuts hard / soft copper, aluminum, brass and multilayer tubes.

Catalog No.	Model No.	Description	Std. Wheel	Capacity		Weight		Std. Pack
				in.	mm	lb.	kg	
33055	205	Ratcheting Encl. Feed Cutter	E-3469	1/4 - 2 3/8	6 - 60	2	0.91	1
33070	205S	Above with Heavy Duty Wheel	E-4546	1/4 - 2 3/8	6 - 60			

*33070 is suitable for Stainless Steel.



QUICK-ACTING TUBING CUTTERS

- Models 151-156 feature a quick-acting design, I-beam construction, hardened wear surfaces and thrust bearing slide assemblies for smooth operation.
- X-CEL® Knob cuts tubing more quickly and easily with a larger, more ergonomic designs.
- X-CEL Wheel Pin changes your cutter wheel quickly using a new ball detent design... no tool needed... no lost clips!
- Available in models for plastic pipe or metallic tubing.
- Models 151 and 152 feature fold-away reamers.
- Model 151-ML is suitable for cutting multilayer tubing.

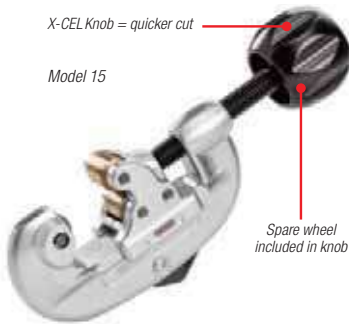
Catalog No.	Model No.	Description	Std. Wheel	Capacity		Weight		Std. Pack
				in.	mm	lb.	kg	
31632	151	Quick-Acting Cutter	E-3469	1/4 - 1 5/8	6 - 42			
31637	151-P	Above w/Wheel For Plastic	E-2155	1/8 - 1 1/4	10 - 40	1 1/4	0.56	6
66747	151-ML	Quick-Acting Tubing Cutter	E-545	1/8 - 1 1/2	3 - 40	1	0.5	1
32078	151 CSST	Quick Acting CSST Cutter	E-4546	3/8 - 1	10 - 25	1 1/10		6
31642	152	Quick-Acting Cutter	E-3469	1/4 - 2 5/8	6 - 66			
31647	152-P	Above w/Wheel For Plastic	E-2155	1/4 - 2	10 - 63			
36597	153	Quick-Acting Cutter	E-3469	1 1/4 - 3 1/2	32 - 90	2	0.92	
36592	153-P	Above w/Wheel For Plastic	E-2155	1 - 3	25 - 75			1
31652	154	Quick-Acting Cutter	E-2558	1 7/8 - 4 1/2	48 - 116			
31657	154-P	Above w/Wheel For Plastic	E-2156	1 1/2 - 4	50 - 110	3 7/8	1.72	
31662	156	Quick-Acting Cutter	E-2558	4 - 6 5/8	100 - 170			
31667	156-P	Above w/Wheel For Plastic	E-2157	4 - 6	110 - 160	5	2.23	

* Nominal plastic pipe size.

RIDGID® QUICK-ACTING PLASTIC CUTTER MODELS ARE EQUIPPED TO EASILY CONVERT TO CUT COPPER OR OTHER METALLIC TUBING.

1. Remove spare copper cutting wheel from knob.
2. Reverse knob position so that the "Cu" notation is visible inside the knob.
3. Screw knob back on to handle.
4. Using the X-CEL Wheel Pin, you can quickly replace the existing plastic cutting wheel with the copper cutting wheel. You're now ready to cut copper, aluminum, and brass tubing.
5. When you wish to revert to plastic cutting, follow the same instructions but make sure to reposition knob so that "PE" and "PVC" notations are visible inside knob.

Tubing Cutters



SCREW FEED TUBING CUTTERS

- Clean, square cuts are easily made on copper, brass, aluminum and thin-wall steel.
- X-CEL® Knob cuts tubing more quickly and easily with a larger, more ergonomic designs.
- Models 10, 15 and 20 feature a convenient fold-away reamer.

Catalog No.	Model No.	Description	Std. Wheel	Capacity		Weight		Std. Pack
				in.	mm	lb.	kg	
32910	10	Tubing and Conduit Cutter	F-158	1/8 - 1	3 - 25	7/8	0.4	6
32915		Above w/H-D Wheel	E-1240	1/8 - 1	3 - 25			
32920	15	Tubing and Conduit Cutter	F-158	3/16 - 1 1/8	5 - 28	1/2	0.68	
32925		Above w/H-D Wheel	E-1240	3/16 - 1 1/8	5 - 28			
32930	20	Tubing and Conduit Cutter	F-158	5/8 - 2 1/8	16 - 54	1 3/4	0.79	
32935		Above w/H-D Wheel	E-1240	5/8 - 2 1/8	16 - 54			
32940	30	Tubing and Conduit Cutter	E-2558	1 - 3 1/8	25 - 79	3 1/2	1.6	1
32950		Above w/H-D Wheel (for steel)	E-2191	1 - 3 1/8	25 - 79			



STAINLESS STEEL TUBING CUTTERS

- These tubing cutters have been designed for optimized performance on Stainless Steel tube.
- A contoured frame allows for easy alignment while adjusting the cutter to make a cut.
- Ergonomic knob allows for easy adjustments.
- Now includes X-CEL® Knob for quicker cutting.
- Six individual bearings in the 15-SI and 35S and 12 in the 65S replace traditional rollers. The bearings create a smoother cut, and allow for increased speed around the tube.
- Specially designed Stainless Steel cutter wheel in 35S and 65S contains bearings in the hub, to decrease drag around the tube for a smoother cut.

Catalog No.	Model No.	Description	Std. Wheel	Capacity		Weight		Std. Pack	
				in.	mm	lb.	kg		
97212	15-SI	Stainless Steel Tubing & Conduit Cutter	E-1525	9/16 - 1 1/8	5.0 - 28.0	1 1/2	0.68	1	
29963	35S	Stainless Steel Tubing Cutter	E-635	1/4 - 1 3/8	6.0 - 35.0	7/8	0.4		
31803	65S	Stainless Steel Quick-Acting Tubing Cutter	E-635	1/4 - 2 5/8	6.0 - 67.0	1 1/2	0.68		
32078	151 CSST	Quick Acting CSST Cutter	E-4546	3/8 - 1	10.0 - 25.0	1 1/10	0.5		6
29973	E635	Stainless Steel Cutter Wheel with Bearings	-	-	-	1/32	0.01		1



INTERNAL TUBING CUTTERS

- For trimming tubing below floor level for shower/floor drain installations, or above the ceiling for sprinkler head installations.
- Model 106 features a tool steel and aluminum body while 108 and 109P have cast iron bodies.
- Each model features hardened steel rollers and cutter wheels.
- Model 109P is equipped to cut PVC or ABS plastic.

Catalog No.	Model No.	Description	Std. Wheel	Capacity		Weight		Std. Pack
				in.	mm	lb.	kg	
33005	106	Internal Cutter	E-2558	2 - 3	50 - 75	2 3/8	1.1	1
83240	108		E-2558	1 1/4 - 2	32 - 50	2	0.9	
83290	109	2-Handle Internal Cutter	E-2558	2 1/2 - 4	60 - 100	4	1.8	
83295	109-P	Above w/Wheel for Plastic	E-5299	2 1/4 - 4	60 - 100			

Tubing Cutter Replacement Wheels

Always use genuine RIDGID® Cutter Wheels. These wheels are precision-machined from high-grade steel and are engineered for long life and maximum cutting accuracy.



Tubing Cutters (Original Product)		Model No.	Catalog No.																					Application/Material												
Catalog No.	Model No.	Std. Pack	Blade Exp.	10	15	15-SI	35S	65S	CSST	20	30	101/118	103/104/117	32975-32985-97787	33005	83240	83290	83295	150	151	151-P	152	152-P	153	153-P	154	154-P	156	156-P	205	33055	93492	10973			
33210	E-702	1	.500																																Heavy Wall PVC, ABS	
33165	E-1240	12	.162	▲	▲	▲																						▲								Steel – SS
33200	E-1740	1	.147									▲	▲							▲		▲				▲										Soft Flexible Pipe
74720	E-2155	1	.286																			●		●			●									PE, PB, PP, Std. & Heavy Wall
74730	E-2156	1	.412																									●		▲						PE, PB, PP, Std. & Heavy Wall
74735	E-2157	1	.500																										▲		●					PE, PB, PP, Std. & Heavy Wall
33175	E-2191	6	.292								▲																							●	▲	Steel Tubing
33170	E-2558	6	.220								●					●	●	▲										●		●						Aluminum & Copper
83235	E-2880	1	.747													▲	▲												▲		▲					PE, PB, PP, Std. & Heavy Wall
33205	E-2990	1	.112	▲	▲					▲																										Steel, Aluminum & Copper
33185	E-3469	12	.149									●	●							●	●		●		●							●			Aluminum & Copper	
34695	E-3495	1	.290																			▲		▲		▲							▲			Aluminum
33190	E-4546	6	.120						●													▲		▲		▲							▲			Steel – SS
33195	E-5272	6	.290																				▲		▲		▲									PVC, ABS, Std. Wall
33180	E-5299	6	.412													▲	▲		●									▲		▲						PVC, ABS, Std. Wall
33160	F-158	12	.149	●	●					●																										Aluminum & Copper
88260	E-10279	1	.185																										▲		▲					Thin-Wall PVC
96397	E-1525	1	.120			●																														Stainless Steel
33551	122SS	1	.292																															▲	●	Stainless Steel
29973	E-635	1	.120				●	●																												Stainless Steel
33190	E-4546	1	.120							●																										Stainless Steel

● Denotes Cutter Wheels furnished with original product. ▲ Denotes alternate Cutter Wheel.

Plastic Pipe Cutters



Model PC-1375



Model PC-1250

SINGLE STROKE CUTTERS

- For plastic (PVC, CPVC, PP, PEX, PE) and multilayer tubing.
- Spring-loaded handles for faster positioning. Single stroke, easy cut.
- PC-1250 features a reversible blade providing two times blade life. Is not suitable for cutting multilayer tubing.
- PC-1375 ML has a durable aluminum construction for heavy-duty use. Easy attachable ML-adapter for improved multilayer cutting and instant re-rounding of tubing.

Catalog No.	Model No.	Description	Capacity (O.D.)		Weight		Std. Pack
			in.	mm	lb.	kg	
23488	PC-1250	Single Stroke Plastic Pipe & Tubing Cutter	1/8 - 1 5/8	3 - 42	1/2	0.2	6
26803	PCB-1250	PC-1250 Replacement Blade	-	-	1/8	0.06	1
23493	PC-1375 ML	Single Stroke Plastic Pipe and Tubing Cutter	1/8 - 1 3/8*	3 - 35*	3/4	0.34	3
25588	PCB-1375	PC-1375 Replacement Blade	-	-	1/8	0.06	1

*3-25 mm when used with ML-adapter.

RATCHET CUTTERS WITH ERGONOMIC GRIPS

- Ergonomic grips on bottom handle are spaced at 1/2" increments to act as a quick pipe measuring scale.
- X-CEL® quick-change blade.
- "Burr-less" cutting operation provides a square cut.
- Intended materials: Plastic (PVC, CPVC, PP, PEX, PE, rubber hose) and multilayer tubing.



Model RC-1625



Model RC-2375

Catalog No.	Model No.	Description	Capacity (O.D.)		Weight		Std. Pack
			in.	mm	lb.	kg	
23498	RC-1625	Ratchet Action Plastic Pipe & Tubing Cutter	1/8 - 1 5/8	3 - 42	1 3/16	0.52	6
27858	RCB-1625	RC-1625 Replacement Blade	-	-	1/8	0.03	1
30088	RC-2375	Ratchet Action Plastic Pipe & Tubing Cutter	1/8 - 2 3/8	3 - 63	1 7/8	0.9	6
30093	RCB-2375	RC-2375 Replacement Blade	-	-	1/4	0.1	1

(TOOLTIP)

When using the PC-1250 to cut Sch. 40 PVC, it is necessary to rotate the cutter up and down at 90° while piercing through pipe.

Plastic Pipe Cutters



PTEC PLASTIC DRAIN PIPE CUTTER

The RIDGID® PTEC Cutter is the first cutter of its kind that provides the hassle-free ability to execute a clean, fast, and straight cut on thin-wall plastic tube. This versatile cutter can be used on polyethylene (PE), polypropylene (PP), and thin-wall PVC tubes.

- **Clean, Automatic Deburring** – The cut produced by this cutter results in only a fine strand of plastic, as opposed to the fuzz created around the cut of a hacksaw. No need for a second tool to deburr, this cutter automatically deburrs in parallel to cutting action.
- **Automatic Beveling** – Allows for immediate, easy joining to other sink drain pieces.
- **Open Bore Design** – Allows cutting of double-flanged plastic drain pipe.
- **PTEC 3000** – Single-flanged 1¼" or Double-flanged 1½".
- **PTEC 5000** – Double-flanged 50mm.



Catalog No.	Model No.	Description	Capacity (O.D.)		Weight		Std. Pack
			in.	mm	lb.	kg	
41608	PTEC 3000	Plastic Drain Pipe Cutter	1 ¼, 1 ½	-	2	0.9	3
40868	PTEC 5000		-	50	0.44	0.2	



Plastic Pipe Cutters



FOAM CORE CUTTER

RIDGID® Foam Core Cutters are the ONLY dedicated tool that cleanly cuts (cellular) foam core ABS and foam core PVC pipe. Two size dedicated cutters: 1½" and 2".

- Fast – Make a complete cut in one single rotation.
- Easy to Use – Snap onto pipe, rotate.
- Clean – Cut is clean and doesn't require deburring.
- Extended Handle – Provides leverage for easy rotation.
- Extra Blade Included – Two blades are included in each unit.

Catalog No.	Model No.	Description	Capacity (O.D.)		Weight		Std. Pack
			in.	mm	lb.	kg	
41703	FC-150	Foam Core Cutter	1 ½		0.22	0.125	1
40938	FC-200		2		0.36	0.165	
41768		Replacement Blades-Pack of 4	-		0.01	0.005	

Copper Cleaning Brushes



INNER-OUTER COPPER CLEANING BRUSH

- Combines tube O.D. cleaning and fitting I.D. brush into one hand tool.
- High carbon steel brushes quickly clean ½" (12 mm) to ¾" (19 mm) nominal tube and fittings in preparation for soldering or brazing.
- Durable plastic construction designed for easy brush replacement.

Catalog No.	Model No.	Description	Weight		Std. Pack
			lb.	kg	
34142	4100	I-O Copper Cleaning Brush	3 ¼	90.7	10
34147		Replacement Brush Set	1 ½	45.3	1

Sizing Tools



NO. 575 EMT SIZING TOOL FOR CONDUIT

- Quickly resizes thin-wall conduit ends that have become deformed after installation.
- Tool can also be used for slight bending of ½" and ¾" conduit ends for alignment purposes.
- Hardened alloy steel resists wear.

Catalog No.	Model No.	Description	Weight		Std. Pack
			lb.	kg	
36005	575	½" (12 mm) and ¾" (19mm) EMT	1	0.5	1

Reamers, Deburring Tools



127 INNER-OUTER REAMER

- Handy for quick, clean and easy I.D. reaming and O.D. beveling of 1/4" (6 mm) to 1 1/2" (40 mm) tube.
- Plastic construction with long-wearing alloy steel blades.
- Gives fast, professional reaming on copper, aluminum, brass and other types of tubing.

Catalog No.	Model No.	Capacity (O.D.)		Weight		Std. Pack
		in.	mm	lb.	kg	
34965	127*	1/4 - 1 1/2	6 - 40	1/4	0.11	1
43573	127S**	1/8 - 1 1/2	3 - 40	3/8	0.16	

*127 for Copper, Aluminum, and Soft Steel; 1/2=1/2
 **127S for Stainless Steel.



223S/227S INNER-OUTER REAMER

- Includes 45 cutting edges on interior cone allow for fast, clean, inner reaming and outer deburring/beveling of 1/4 (6 mm) to 2" (50 mm) copper and stainless steel tubing.
- Hardened steel construction.
- Dual inch/metric measurement bar.

Catalog No.	Model No.	Description	Capacity		Weight		Std. Pack
			in.	mm	lb.	kg	
29983	223S	Copper and Stainless Steel Tubing	1/4 - 1 1/4	6 - 40	3/4	0.34	1
29993	227S	Copper and Stainless Steel Tubing	1/2 - 2	12 - 50	1 1/4	0.56	



DEBURRING TOOLS

- Deburring tool for plastic pipe and tubing.
- Made of high-grade steel with specially-designed, long-lasting cutting edges.
- Slip-resistant vinyl hand grip.
- Ideal for removing outside ridges and inside burrs on plastic pipe and tubing.



Catalog No.	Model No.	Description	Plastic Pipe Capacity		Std. Pack
			in.	mm	
35155	72	Deburring Tool	1/2 - 1 1/2	12 - 40	6
64962	73	Deburring Tool	1 1/2 - 3	40 - 76	1
64967	74	Deburring Tool	4	100	6

Pipe Beveling

NEW



B-500 TRANSPORTABLE PIPE BEVELLER

The B-500 Transportable Pipe Beveller produces high quality bevels in 45 seconds* without flames or sparks. The compact design quickly mounts to pipe 4" and up with a maximum wall thickness of 1/2", and creates consistent bevels in a single pass.

*Timed on a 10" Schedule 40 Pipe.

SPEED

- Set-up And Bevel 10" Diameter Schedule 40 Pipe In 45 Seconds!
- Pipe Is Cool To Touch Immediately Following Beveling.

CONSISTENCY

- Accurate Bevel Angle Around Diameter Of The Pipe Allows For Optimal Number Of Cover Passes.
- Adjustable Land Width From 0" to 3/16" To Fit Welders' Requirements.
- Produces A Machined Finish Due To 6 Replaceable Cutter Inserts Working Simultaneously.

SIMPLICITY

- Fast To Set-up And Operate.
- Patent-Pending Clamp System Firmly Secures Tool To The Pipe.
- Speed Monitoring With LED Indicators For Optimal Cutter Performance.
- Spark Free Operation.

SPECIFICATIONS

- Capacity – 4" Pipe And Larger, Flat Plate
- Pipe Wall/ Plate Thickness – Min 0.188" (4.8 mm)/Max 0.50" (12.7 mm)
- Models Equipped with – 37.5°, 30° or 45° Cutter Heads
- Cutter Head – Rated For Most Steel & Stainless Steel**
- Weight – 52.5 lbs. (23.8 kg), Tool Weight
- Size – 15.8 in. (401 mm) L x 11.5 in. (292 mm) W x 13.3 in. (338 mm) H
- Land Width – 0" - 3/16" (4.8 mm) in approximately 1/32" (0.8 mm) increments
- Motor Type – Universal Single Phase
- Motor Rating – 1.2 HP, 115V, 50/60Hz
- Amps – 13A (115V)
- Operating Speed – (No Load): 950 RPM (115V)
- Body – Steel Frame

**Beveller cutting head and inserts are optimized for standard A53 mild steel pipe. Reduced insert life can be expected on other materials.

Standard Equipment

Catalog No. Model No.	49298 B-500	55083	55088
50633 - Crank Handle	•	•	•
48863 - 37 1/2° Cutter Head w/6 Inserts, 1 Anti-Seize Grease, 8 Screws	•		
48868 - 45° Cutter Head w/6 Inserts, 1 Anti-Seize Grease, 8 Screws		•	
48858 - 30° Cutter Head w/6 Inserts, 1 Anti-Seize Grease, 8 Screws			•
48888 - Torx Wrench T15/S7	•	•	•
48893 - Spanner Wrench	•	•	•
48898 - 5/16 Hex Wrench	•	•	•

Catalog No.	Model No.	Description	Weight	
			lb.	kg
49298	B-500	Portable Pipe Beveller w/37 1/2° Cutter Head 115V	56.50	24.00
48863	–	37 1/2° Cutter Head w/6 Inserts, 1 Anti-Seize Grease, 8 Screws	2.50	1.10
48858	–	30° Cutter Head w/6 Inserts, 1 Anti-Seize Grease, 8 Screws	2.50	1.10
48868	–	45° Cutter Head w/6 Inserts, 1 Anti-Seize Grease, 8 Screws	2.50	1.10
48873	–	Pack of 6 Inserts, 1 Anti-Seize Grease, 2 Screws, Case	2.50	1.10
48883	–	Anti-Seize Grease – 1 Tube	–	–
48888	–	Torx Wrench T15/S7	0.05	0.02
48893	–	Spanner Wrench	0.15	0.06
48898	–	5/16 Hex Wrench	0.17	0.08



THREADING

- Dependable heavy duty machines for maximum up-time, superior quality threads and minimal threading time.
- Industry's widest selection of hand and power threading equipment.
- Manual "hammer" type chuck and "auto-chuck" models.






Type	No. of Models	Pipe Capacity (in.)	Page No.
Manual Ratchet Threaders			
Exposed Ratchet Threader Sets	11	½ - 2	4.3
Enclosed Ratchet Threader Set	1	½ - 1¼	4.3
Ratchet and Handle Only	5	—	4.3
Three-way Pipe Threaders	5	½ - 1	4.4
Exposed Ratchet Bolt Threader	2	¼ - 1	4.4
Carrying Case	7	—	4.4
Hand Threader Die Heads	—	⅛ - 2	4.5 - 4.6
Manual Threader Pipe & Bolt Dies	—	¼ - 2	4.7
Manual Receding Threaders			
Models 65R-C & 65R-TC	6	1 - 2	4.8
Pipe Dies for Geared Receding Threaders	19	1 - 4	4.8
Power Threading w/ Geared Threaders	—	—	4.9
Receding Geared Threader & Accessories	—	—	4.10 - 4.11
Accessories			
Thread Sealant	2	—	4.11
Cutting Oil	13	—	4.12
Oiler	4	—	4.12
Power Drives			
Model 600-I	2	⅛ - 1¼	4.13
Model 690-I	2	⅛ - 2	4.14
Model 700	3	⅛ - 2	4.15
Model 300	4	⅛ - 2	4.16
Threading Machines			
Model 300 Complete	4	⅛ - 2	4.17
Model 535A Threading Machine	3	⅛ - 2	4.18 - 4.19
Model 535 Threading Machine	4	⅛ - 2	4.20 - 4.21
Model 1215 Threading Machine	1	¼ - 1½	4.22
Model 300 Compact Threading Machine	6	⅛ - 2	4.23
Threader Stands	6	—	4.24
Optional Die Heads	21	⅛ - 2	4.25
Model 1224 Threading Machine	6	¼ - 4	4.26
Stands & Die Heads for 1224	—	¼ - 4	4.27
Pipe Dies for Machine Die Heads	—	⅛ - 2	4.28 - 4.30
Nipple Chucks/Adapters	—	—	4.31



See page 4.12

Threader Selection

Pipe Threads (inches)				Bolt Threads			Model	Page No.	
NPT	BSPT	NPSM	BSP	UNF	UNC	ACME			
1/8-1	1/8-1	1/8-1	—	1/4-1	1/4-1	—	 Manual Ratchet Threaders	00-RB	4.4
1/8-1 1/4	1/8-1 1/4	1/8-1 1/4	1/8-1 1/4	—	—	—		11-R	4.3
1/8-2	1/8-2	1/2-2	1/4-2	—	—	—		12-R	4.3
1/2-1	1/2-1	1/2-1	1/2-1	—	—	—		31-A Series*	4.3
1-2	1-2	—	—	—	—	—	 Receding Threaders	65-R	4.8
2 1/2-4	2 1/2-4	—	—	—	—	—		141	4.10
4-6	4-6	—	—	—	—	—		161	4.10
1/8-1 1/4	1/8-1 1/4	1/8-1 1/4	3/8-1	—	—	—	 Power Drives	600-1	4.13
1/8-2	1/8-2	1/2-2	1/4-2	—	—	—		690-1	4.14
1/8-2	1/8-2	1/8-2	1/4-2	1/4-1	1/4-1	—		700	4.15
1/8-2	1/8-2	1/8-2	1/4-2	1/4-2	1/4-2	3/4-1 3/8		300	4.16
1/8-2	1/8-2	1/8-2	1/4-2	1/4-2	1/4-2	3/4-1 3/8	 Threading Machines	300 Compact	4.23
1/8-2	1/8-2	1/8-2	1/4-2	5/16-2	5/16-2	5/16-2		535-A	4.18
1/8-2	1/8-2	1/8-2	1/4-2	1/4-2	1/4-2	3/4-1 3/8		535	4.20
1/8-2	1/8-2	1/8-2	1/4-2	1/4-2	1/4-2	3/4-1 3/8		1215	4.22
1/4-4	1/4-4	1/8-2	1/4-2	1/4-2	1/4-2	3/4-1 3/8		1224	4.26

* Standard configuration but can use any 12-R dies.

See page 4.12



Manual Ratchet Threaders



EXPOSED RATCHET THREADER SETS

All matched Threader/Sets include Die Heads, Ratchet Assembly, Ratchet Handle and Alloy Dies. All Threader Sets use same 12-R Dies in Die Head.


- Model 00-R: Capacity 1/8" - 1" without carrying case.
- Model 12-R: Capacity 1/8" - 2" with carrying case.

Catalog No.	Model No.	Description	Die Heads Include		Weight	
			in.	mm	lb.	kg
36345	00-R	NPT	1/2 - 1	12 - 25	10	4.5
36355			3/8 - 1	10 - 25	1¼	5.1
36375			1/8 - 1	3 - 25	13¾	6.2
36480	12-R	NPT	1/2 - 1¼	12 - 32	23¾	10.8
36475			1/2 - 2	12 - 50	34¾	15.8
36505			1/8 - 2	3 - 50	45½	20.7
55207*			1/2 - 2	12 - 50	35½	16.1
65175	00-R	BSPT	1/2 - 1	12 - 25	10	4.5
65255	12-R		1/2 - 2	12 - 50	34¾	15.8
65285			1/8 - 2	3 - 50	45½	20.7
36510		NPSM	1/2 - 2	12 - 50	34¾	15.8

*For plastic-coated pipe

ENCLOSED RATCHET THREADER SETS

- All matched Threader/Sets include Die Heads, Ratchet Assembly, Ratchet Handle and Alloy Dies. All Threader Sets use same 12-R Dies in Die Head.
- No 11-R capacity: 1/8" - 1 1/4".



Catalog No.	Model No.	Description	Die Heads Include		Weight	
			in.	mm	lb.	kg
36390	11-R	NPT	½ - 1¼	12-32	16	7.3

RATCHET & HANDLE ONLY

- Ratchet knob indicates forward and reverse.
- Die heads snap in from both sides and lock in place.



Catalog No.	Model No.	Description
38540	00-RB & 00-R	Ratchet & Handle Only
37777	11-R	
38550	111-R	
30118	12-R	
38535	0-R	



See page 4.12

Manual Ratchet Threaders

THREE-WAY PIPE THREADERS

- Each model cuts three thread sizes and uses 12-R ratchet threader dies.



Catalog No.	Model No.	Capacity		Dies Used	Weight	
		in.	mm		lb.	kg
36540	31-A NPT	½ - 1	12 - 25	RH Alloy - NPT	10	4.6
36550		½ - 1	12 - 25	RH High Speed - NPT		
36555		½ - 1	12 - 25	RH High Speed For Stainless Steel - NPT		
65320	31-A BSPT	½ - 1	12 - 25	RH Alloy BSPT		
36560	31-A NPSM	½ - 1	12 - 25	RH Alloy - NPSM		

EXPOSED RATCHET BOLT THREADER SETS

- No. 00-RB: Capacity 1/4"-1".
- All matched threader sets include button die heads, ratchet assembly (00-R) and ratchet handle. Button dies can be reversed to thread close to bolt shoulder or head.



Catalog No.	Model No.	Description	No. Die Heads Complete	Thread Type	Capacity Range		Weight	
					in.	mm	lb.	kg
36680	00-RB	Ratchet Bolt Threader	10	UNC	¼ - 1	6 - 25	20	9.1
36690			10	UNF	¼ - 1	6 - 25		

CARRYING CASES

- Helps keep die sets organized.



Catalog No.	Description	Thread Type	Length		Height		Weight	
			in.	mm	in.	mm	lb.	kg
38605	Metal Case		19 ⁹ / ₁₆	497	3 ⁹ / ₁₆	81	7 ½	3.4
38610			19 ¹ / ₈	485	3 ³ / ₁₆	81		
38615			25 ⁵ / ₁₆	650	6 ⁷ / ₃₂	158	7 ¾	3.51
38620			24 ¹ / ₈	612	9 ¹ / ₁₆	246		
38625	Metal Case (Holds 6 Die Heads)		25 ⁷ / ₁₆	657	6 ½	165	13	5.9
97375	Metal Case (Holds 9 Die Heads)		24 ³ / ₈	619	10	254	15	6.8
21218	Plastic Case		25	635	14	355	6	2.72

Cases contain no die heads

See page 4.12



Die Heads

MODELS 00-R, 12-R, 11-R & 00-RB
Selection: North American Standards



	Catalog No.									
	Nominal Pipe Size (in.)									
	1/8	1/4	3/8	1/2	3/4	1	1 1/4	1 1/2	2	
Model No. 00-R										
(NPT)										
Alloy RH	36875	36880	36885	36890	36895	36900	–	–	–	
High-Speed RH	36935	36940	36945	36950	36955	36960	–	–	–	
High-Speed for Stainless Steel RH	36965	36970	36975	36980	36985	36990	–	–	–	
(NPSM)										
Alloy RH	36995	37000	37005	37010	37015	37020	–	–	–	
API High-Speed	–	–	83435	68775	68780	–	–	–	–	
Model No. 12-R										
(NPT)										
Alloy RH	37375	37380	37385	37390	37395	37400	37405	37410	37415	
High-Speed LH	–	–	–	37435	37440	37445	37450	37455	37460	
High-Speed RH	37465	37470	37475	37480	37485	37490	37495	37500	37505	
High-Speed for Stainless Steel RH	37510	37515	37520	37525	37530	37535	37540	37545	37550	
High-Speed for PVC RH	–	83450	83455	83460	83465	83470	83475	83480	83485	
High-Speed for Plastic Coated Pipe	–	–	–	51857	51862	51867	51872	51877	51882	
Alloy for IMC RH	–	–	–	92690	92695	92700	92705	92710	92715	
(NPSM)										
Alloy RH	37555	37560	37565	37570	37575	37580	37585	37590	37595	
Model No. 11-R										
(NPT)										
Alloy RH	37025	37030	37035	37040	37045	37050	37055	20923	20943	
High-Speed RH	37095	37100	37105	37110	37115	37120	37125	20928	20948	
High-Speed for Stainless Steel RH	37130	37135	37140	37145	37150	37155	37160	20933	20953	
(NPSM)										
Alloy RH	37165	37170	37175	37180	37185	37190	37195	20938	20958	
Model No. 00-RB										
	1/4	5/16	3/8	7/16	1/2	9/16	5/8	3/4	7/8	1
	20 TPI	18 TPI	16 TPI	14 TPI	13 TPI	12 TPI	11 TPI	10 TPI	9 TPI	8 TPI
(UNC)										
Alloy RH	37610	37615	37620	37625	37630	37635	37640	37645	37650	37655
Alloy LH	–	–	–	37675	–	–	–	37695	–	–
(UNF)										
Alloy RH	37710	37715	37720	37725	37730	37735	37740	37745	–	37755
Alloy LH	–	–	–	37775	37780	37785	37790	37795	37800	37805

Unless highlighted, all die heads come complete with selected dies and are set at the factory.
 ■ Highlighted die heads require assembly with supplied dies.
 All matched threader/sets include die heads, ratchet assembly, ratchet handle and specified dies.
 ■ Not for manual hand threading.



See page 4.12

Die Heads

RATCHET THREADERS – MODELS 00-R, 12-R, 11-R Selection: British & International Standards



	Catalog No.								
	Nominal Pipe Size (in.)								
	1/8	1/4	3/8	1/2	3/4	1	1 1/4	1 1/2	2
Model No. 00-R									
(BSPT)									
Alloy RH	65705	65710	65715	65720	65725	65730	–	–	–
High-Speed RH	65765	65770	65775	65780	65785	65790	–	–	–
Model No. 12-R									
(BSPT)									
Alloy RH	65950	65955	65960	65965	65970	65975	65980	65985	65990
High-Speed LH	–	–	–	–	–	66020	–	66030	66035
High-Speed RH	–	–	–	66040	66045	66050	66055	66060	66065
Alloy for JIS RH	–	–	–	92585	92590	92595	92600	92605	92610
(BSPP)									
Alloy RH	–	49932	49937	49942	49947	49952	–	49962	49967
Model No. 11-R									
(BSPT)									
Alloy RH	65550	65555	65560	65565	65570	65575	65580	–	–
High-Speed RH	–	–	65620	65625	65630	65635	65640	–	–
(BSPP)									
Alloy RH	–	–	65680	65685	65690	65695	65700	–	–

Unless highlighted, all die heads come complete with selected dies and are set at the factory.

■ Highlighted die heads require assembly with supplied dies.

All matched threader/sets include die heads, ratchet assembly, ratchet handle and specified dies.

SELECTION: BRITISH & INTERNATIONAL STANDARDS

	Catalog No.			
	Nominal Pipe Size (mm)			
	20 mm	25 mm	32 mm	40mm
Model No. 11-R				
(ISO) Alloy RH	75005	75010	75015	75020

See page 4.12



Pipe Dies

Selection: Models 00-R, 11-R, 12-R, 0-R, Ratchet Threaders or 30A, 31A 3-Way Pipe Threaders



Die Material or Type	Catalog No.								
	Nominal Pipe Size – Threads Per Inch								
	1/8-27	1/4-18	3/8-18	1/2-14	3/4-14	1-11½	1¼-11½	1½-11½	2-11½
(NPT) National Pipe Taper									
Alloy RH	37810	37815	37820	37825	37830	37835	37840	37845	37850
High-Speed RH	37855	37860	37865	37870	37875	37880	37885	37890	37895
High-Speed LH	–	38050	38055	38060	38065	38070	38075	38080	38085
H.S. For Stainless Steel RH	37900	37905	37910	37915	37920	37925	37930	37935	37940
H.S. For PVC RH	–	–	70685	70690	70695	70700	70705	70710	70715
HS Reversible RH*	–	–	–	49707	49712	49717	49722	49727	–
(NPSM) National Pipe Straight Mechanical									
Alloy RH	37945	37950	37955	37960	37965	37970	37975	37980	37985
(API) American Petroleum Institute***									
High-Speed RH	–	–	70720	70725	70730	–	–	–	–
(BSPT) British Standard Pipe Taper**									
	1/8-28	1/4-19	3/8-19	1/2-14	3/4-14	1-11	1¼-11	1½-11	2-11
Alloy RH	45848	45853	45858	45863	45868	45873	45878	45883	45888
High-Speed RH	66310	66315	66320	66325	66330	66335	66340	66345	66350
High-Speed LH	66405	66410	66415	66420	66425	66430	66435	–	66445
HS Reversible RH*	–	–	56337	56342	56347	56352	–	–	56367
(BSPP) British Standard Pipe Parallel**									
Alloy RH	66190	66195	66200	66205	66210	66215	66220	66225	66230

* Dies can be reversed in die head for close-to-wall threading.

** Requires British Die Head.

*** Requires API Die Head.

ISO International Standards Organization	Nominal Conduit Size in mm – Thread Pitch in mm			
	20-1.5	25-1.5	32-1.5	40-1.5
Alloy RH	85830	76305	85835	76315

Requires 11-R ISO Die Head, see page 4.6.

BEC British Electrical Conduit (1)	Nominal Conduit Size – Threads Per Inch					
	1/2-18	5/8-18	3/4-16	1-16	1¼-16	1½-14
Alloy RH	66155	66160	–	–	66175	–

(1) Requires 11-R BEC Die Head.

Bolt Threaders Button Dies

Selection: Model 00-RB Ratchet Bolt Threaders, or 31B, 33B, 35B, 37B 3-Way Bolt Threaders

Die Material or Type	Catalog No. Rod Diameter – Threads Per Inch									
	1/4-20	5/16-18	3/8-16	7/16-14	1/2-13	5/8-12	3/4-11	1-10	1¼-9	1-8
Alloy RH	38335	38340	38345	38350	38355	38360	38365	38370	38375	38380
(UNF) Unified National Fine										
Alloy RH	38385	38390	38395	38400	38405	38410	38415	38420	38425	15317



See page 4.12

Manual Receding Threaders



NO. 65R-TC MANUAL RECEDING THREADER

- Threads 1" - 2" pipe.
- True centering workholder.
- Jam-proof.
- Right-hand only.

Catalog No.	Model No.	Description	Capacity/Pipe Size		Weight	
			in.	mm	lb.	kg
36570	65R-TC	NPT with 1 Set High-Speed Dies	1 - 2	25 - 50	27	12.3
65345		BSPT with 1 Set High-Speed Dies	1 - 2	25 - 50		
96720	-	Metal Carrying Case for 65R Series Threaders	-	-	8	3.7



NO. 65R-C MANUAL RECEDING THREADER

- Threads 1"-2" pipe.
- Jam-proof drive pawl.
- Cam workholder sets instantly.
- Right-hand only.

Catalog No.	Model No.	Description	Capacity/Pipe Size		Weight	
			in.	mm	lb.	kg
36565	65R-C	NPT with 1 Set High-Speed Dies	1 - 2	25 - 50	25	11.4
65340		BSPT with 1 Set High-Speed Dies	1 - 2	25 - 50		
96720	-	Metal Carrying Case for 65R Series Threaders	-	-	8	3.7

Accessories: Receding Threaders Pipe Dies for Models 65R-C & 65R-TC Ratchet Threaders

Die Material or Type	Catalog No.	
	(NPT) National Pipe Taper	(BSPT) British Std. Pipe Taper
	1" Thru 2"-11½ TPI	1" Thru 2"-11 TPI
High-Speed RH	38100	66450*
H.S. For Stainless Steel RH	38105	-
H.S. For Cast Iron RH	38110	-

* Requires BSPT Threader.

Accessories: Pipe Dies for 4PJ Geared Pipe Threaders

Die Material or Type	Catalog No.							
	(NPT) National Pipe Taper Nominal Pipe Size-Threads Per Inch				(NPSM) National Pipe [†] Nominal Pipe Size-Threads Per Inch			
	2½"-8	3"-8	3½"-8	4"-8	2½"-8	3"-8	3½"-8	4"-8
High-Speed RH	38220	38225	38230	38235	46732	46737	46742	46747
H.S. For Cast Iron RH	38240	38245	38250	38255	-	-	-	-

* Requires NPSM Threader.

Die Material or Type	Catalog No.			
	(BSPT) British Standard Pipe Taper Nominal Pipe Size-Threads Per Inch			
	2½"-11	3"-11	3½"-11	4"-11
High-Speed RH	66535*	66540*	-	66550*

* Requires BSPT Threader.

See page 4.12



Geared Threader Configurations

POWER THREADING WITH GEARED THREADERS – MODELS 141, 161



300 Front-Mount



535 Rear-Mount

300 POWER DRIVE FRONT-MOUNT

Application for 141 and 161 Geared Threader requires:

- 1406 Stand (pg. 4.24).
- Pipe Support (pg. 2.5).
- 418 Oiler (pg. 4.12).
- 844 Drive Bar (pg. 4.10).
- 758 Loop – for 141 (pg. 4.10).
- 346 Support Arms – for 161 (pg. 4.10).

300 POWER DRIVE REAR-MOUNT

Application for 141 and 161 Geared Threader requires:

- 1406 Stand (pg. 4.24).
- 460 TRISTAND® (pg. 2.2).
- 418 Oiler (pg. 4.12).
- 840A Universal Drive Shaft (pg. 4.10).

535 THREADING MACHINE FRONT-MOUNT pg. 4.20.

535 THREADING MACHINE REAR-MOUNT (MANUAL CHUCK ONLY)

Application for 141 and 161 Geared Threader requires:

- 460 TRISTAND (pg. 2.2).
- 418 Oiler (pg. 4.12).
- 840A Universal Drive Shaft (pg. 4.10).

300 COMPACT THREADING MACHINE FRONT-MOUNT

Application for 141 Geared Threader requires:

- 844 Drive Bar (pg. 4.10).
- 768 Drive Link Assembly (pg. 4.10).

1224 THREADING MACHINE REAR-MOUNT

Application for 161 Geared Threader requires:

- 840A Universal Drive Shaft (pg.4.10).
- 460 TRISTAND (pg. 2.2).
- 418 Oiler (pg. 4.12).



See page 4.12

Manual Receding Threaders



RECEDING GEARED THREADERS

- Jaw clutch prevents jamming.
- Simple adjustment for tapered or straight threads.
- Cam-type workholder sets instantly.
- Fully enclosed gearing.
- Right-hand only.

SPECIFICATIONS

- Model 141 threads 2½", 3", 3½", 4" pipe with one set of dies
- Model 161 threads 4", 4½", 5", 6" pipe with one set of dies

Catalog No.	Model No.	Description	Capacity Nominal Pipe Size		Weight	
			in.	mm	lb.	kg
36620	141	NPT with 1 Set High-Speed Dies	2½ - 4	62 - 100	93	42.3
65380		BSPT with 1 Set High-Speed Dies	2½ - 4	62 - 100		
36630	161	NPT with 1 Set High-Speed Dies	4 - 6	100 - 150	158	71.8
39380	D-1440	Ratchet and Handle	-	-	9 ½	4.3
96725	-	Metal Carrying Case for 141 Geared Threaders	-	-	17	7.7

Accessories

Catalog No.	Model No.	Description	Weight	
			lb.	kg
42505	46	Adjustable Pipe Support	23	10.4
61122	840A	Universal Drive Shaft	31	14.1
19366	758	Loop	1 ¼	0.6
40005	346	Support Arms	10 ½	4.8
42405	844	Drive Bar for 141	5 ¾	2.6
42415	768	Drive Link Assembly for 141	2 ½	1.1
97882	535A	Kit 141 on 535 Auto Chuck with High-Clearance Carriage*	12	5.5
16723	-	Drive Link Assembly for High Clearance Carriage**		5.5

*Kits include all accessories necessary for threading with a 141 mounted on a 535 with a high-clearance carriage; 1/2=1/2
 **Drive bar for 16723 not included

GEARED THREADER ACCESSORIES

MODEL 840A UNIVERSAL DRIVE SHAFT

- A telescoping 41"-50" (104-127cm) drive shaft for operation of Models 141 and 161 Geared Threading with Threading Machines.

GEARED THREADER OPERATION

- The Models 141 and 161 Geared Threaders, in conjunction with these accessories, threading machines to thread up to 4" and 6" pipe.



Catalog No.	Model No.	Description	Weight	
			lb.	kg
42505	46	Adjustable Pipe Support	23	10.4
61122	840A	Universal Drive Shaft	31	14.1
19366	758	Loop	1 ¼	0.6
40005	346	Support Arms	10 ½	4.8
42405	844	Drive Bar for 141	5 ¾	2.6
42415	768	Drive Link Assembly for 141	2 ½	1.1
97882	535A	Kit 141 on 535 Auto Chuck with High-Clearance Carriage*	12	5.4
16723	-	Drive Link Assembly for High Clearance Carriage**		5.5

*Kits include all accessories necessary for threading with a 141 mounted on a 535 with a high-clearance carriage; 1/2=1/2
 **Drive bar for 16723 not included

See page 4.12



Manual Receding Threaders



Model 141 Geared Pipe Threader Dies

Catalog No.	Description	Thread Type	Pipe Threading Capacity	
			in.	TPI
38120	High-Speed RH	NPT	2½ - 4	8
38125	H.S. For Cast Iron RH	NPT	2½ - 4	8
38130	H.S. For PVC RH	NPT	2½ - 4	8
38140	H.S. 37 ½ " Bevel	Bevel	2½ - 4	4
66625*	High-Speed RH	BSPT	2½ - 4	11
70640	H.S. for Stainless Steel RH	NPT	2½ - 4	8
70645*	H.S. for Stainless Steel RH	BSPT	2½ - 4	11

(NPSM) National Pipe Straight Mechanical - Use (NPT) dies and rotate thread guide post 180°. (BSPP) British Standard Pipe Parallel - Use (BSPT) dies and rotate thread guide post 180°.

Model 161 Geared Pipe Threader Dies

Catalog No.	Description	Thread Type	Pipe Threading Capacity	
			in.	TPI
38155	High-Speed RH	NPT	4 - 6	8
70655	H.S. For Stainless Steel RH	NPT	4 - 6	8
66620*	High-Speed RH	BSPT	4 - 6	11

* Requires BSPT Threads.

Threading Accessories



RIDGID THREAD SEALANTS

- RIDGID White proprietary formula sealant is NFS and UPC listed and approved for portable water use. The non-toxic, lead-free formulas won't harden or freeze, allowing easy disassembly of joints without compromising thread integrity.
- RIDGID White Sealant with ultra-fine non-stick particles allow for a tighter seal with less effort. The formula is not affected by oils, dilute acids or common solvents and can be used on PVC, CPVC, ABS, nylon, polypropylene, polybutylene, delrin, cycolac, as well as on metal pipes. RIDGID White Sealant should not be used on lines carrying oxygen, halogens or liquid sodium.

White (with non-stick particles)

Catalog No.	Description	Weight Per Case	
		lb.	kg
84332	½ pint can (brush-in-can)	11	5.00
84337	1 pint can (brush-in-can)	26	11.75

Note: Working pressure for all RIDGID sealants is 125 p.s.i.



See page 4.12

Threading Accessories



*Flip top included with every quart bottle.

**FBC™ System Compatible indicates that this product has been tested and is monitored on an ongoing basis to assure chemical compatibility with FlowGuard Gold®, BlazeMaster® and Corzan® pipe and fittings.

FlowGuard Gold®, BlazeMaster®, Corzan® and FBC™ are trademarks of The Lubrizol Corporation. FBC™ is a trademark of The Lubrizol Corporation.

***Aerosol can.

THREAD CUTTING OIL

RIDGID® thread cutting oils are free of chlorine and other halogens, PCBs and heavy metals. Complete material safety data sheet available.

- Cools threads and pipe during operation.
- Speeds metal removal.
- Improves thread quality.
- Reduces threading torque.

Feature	Dark	Nu-Clear	Endura-Clear	Extreme Performance
Low Odor	•	•	•	•
Anti-Mist Formulation	•	•	•	•
Extended Die Life			•	•
FBC™ System Compatible**			•	
Designed for Stainless Steel				•
Working Viscosity	0°F	-20°	-20°	0°

Catalog No.	Model No.	Description	Container Size	Container Size	Containers Per Case	Weight Per Case	
			gal	l		lb.	kg
41590*			0.2	0.9	12	22	10
70830		Dark	1	3.8	6	50	23
41600			5	18.9	1	42	19
41610			55	207.9	1	465	221
70835			Nu-Clear	1	3.8	6	50
41575		Nu-Clear	5	18.9	1	42	19
41585			55	207.9	1	465	211
32808**		Endura-Clear	1	3.8	6	50	23
74012		Extreme Performance	1	3.8	6		
74047		Extreme Performance	5	18.9	1	42	19
76767			55	207.9	1	465	211
22088			Extreme Performance Aerosol	0.1	0.4	12	12
11931***		Thread Cutting Oil	1.1	5	4	51	23



SPECIFICATIONS

- Chip pan diameter—14 1/4 in.
- Chip pan depth—8 3/4.
- Hose length—55 in.
- Capacity—1 gallon.

MODEL 418 OILER

The Model 418's durable pump assembly and heavy-duty reservoir are designed to increase productivity.

- Pump assembly provides 50% more oil per stroke than other hand-held oilers for longer die life.
- An ergonomic 2-finger trigger design that reduces user fatigue.
- Die cast, heavy-duty body with swivel nozzle with no exposed parts for longer life.
- The 418 oiler features a patent pending fastener-less twist and lock drip pan that easily locks in place.
- The material withstands abrasion, is lighter than metal and does not rust.
- The reservoir will not crack or leak.
- Material is so strong that under normal use, no dents will form on impact or shape changes will occur over time. As a result, the drip pan will fit squarely on the reservoir time after time.
- Integral molded body eliminates leaks at the hose-reservoir connection.
- Convenient anti-slip grip design with integral hood for easy hanging.

Catalog No.	Model No.	Description	Weight	
			lb.	kg
10883	418	Oiler with One Gallon Premium Thread Cutting Oil	20 ½	9.4
72342	402	Hand operated oiler with attachment for 1 gallon and 5 gallon containers and 54" hose.	2 ½	1.2
72332	#4	Hand-operated oiler only	1 ¼	0.5
72327		Hand-operated oiler with 54" hose and fittings	2 ¼	1

See page 4.12



Hand-Held Power Drives



600-1 HAND-HELD POWER DRIVE

The lightest and easiest to handle RIDGID® Power Drive.

- Lightweight and easy to handle for service and repair.
- Over molded handle and contoured grip provide optimal control.
- Screw-in brush covers reduces service time.
- Durable die cast gear housing and fiberglass reinforced plastic body to withstand demanding jobsite conditions.
- Dual "V" Jaw Support Arm firmly prevents slipping.

SPECIFICATIONS

- Capacity – 1/8"-1-1/4" (3mm - 32mm) 11 R Die Heads
- Weight – 12.7 lbs. (5.8 kg), Power Drive only
- Size – 20 in. (508 mm) L x 3.75 in. (95 mm) W x 7.50 in (191 mm) H
- Controls – Forward/reverse slide switch. On/off two-step momentary contact
- Gear Head – Die cast aluminum permanently greased
- Body & Handle – Durable heavy-duty fiberglass reinforced plastic

Catalog No.	Model No.	Description	RPM	Voltage	Frequency	Phase	Amp Draw	Power	Weight	
				V	Hz		A		lb.	kg
44913	600-1	Power Drive (Only) Case & Support Arm	36	115	60	1	12	1/2 HP	29.1	13.2
44918		Power Drive w/ 1/2"-1 1/4" NPT 11R Die Heads, Case and Support Arm	36	115	60	1	12	1/2 HP	41	18.6

Accessories

Catalog No.	Model No.	Description	Weight	
			lb.	kg
10883	418	Oiler with One Gallon Premium Thread Cutting Oil	20.5	9.4
16703	425	Portable TRISTAND® Chain Vise	32	14.5
36273	460-6		42.8	19.4

Standard Equipment

Catalog No. Model No.	44913 600-1	44918 600-1
45923 - 602 Support Arm	•	•
46668 - Carrying Case	•	•
37040 - 1/2" NPT 11R Die Head		•
37045 - 3/4" NPT 11R Die Head		•
37050 - 1" NPT 11R Die Head		•
37055 - 1 1/4" NPT 11R Die Head		•



See page 4.12

Hand-Held Power Drives



690-1 HAND-HELD POWER DRIVE

Featuring the RIDGID® die head quick release system.

- RIDGID die head retaining system is a simple twist and release for the 1 1/2", 2" Die Heads and Die Head Adapter.
- Lightweight and portable for maintenance, repair and service plumbers.
- Over molded handle and contoured grip provide optimal control.
- Screw-in brush covers improve serviceability.
- Durable die cast gear housing and fiberglass reinforced plastic body to withstand demanding job site conditions.
- Dual "V" Jaw Support Arm firmly prevents slipping.



SPECIFICATIONS

- Capacity – 1/8" - 2" (3mm - 50mm) 11 R Die Heads
- Weight – 21.1 lbs. (9.59 kg) Power Drive only
- Size – 24.1 in. (613 mm) L x 4.75 in. (121 mm) W x 8 in. (203mm) L
- Controls – Forward/reverse slide switch, on/off two-step momentary contact
- Gear Head – Die cast aluminum permanently greased
- Body & Handle – Durable heavy-duty fiberglass reinforced plastic



Turn to Unlock



Pull Die Head



Release to Lock

Catalog No.	Model No.	Description	RPM	Voltage		Phase	Amp Draw	Power	Weight	
				V	Hz				A	lb.
44923	690-1	Power Drive 1/2" - 2" NPT Die Heads, Case, & Support Arm	36	115	60	1	12	1020 W	59.4	26.9
44928		Power Drive Only W/ Case and Support Arm	36	115	60	1	12	1020 W	42.4	19.2

Accessories

Catalog No.	Model No.	Description	Weight	
			lb.	kg
39187	-	Ratcheting Ring	1.1	0.5
10883	418	Oiler with One Gallon Premium Thread Cutting Oil	20.5	9.4
16703	425	Portable TRISTAND® Chain Vise	32	14.5
36273	460-6		42.8	19.4

Standard Equipment

Catalog No. Model No.	44923 690-1	44928 690-1
45928 - 692 Support Arm	•	•
46673 - Carrying Case	•	•
39187 - Ratcheting Ring	•	•
37040 - 1/2" NPT 11R Die Head	•	
37045 - 3/4" NPT 11R Die Head	•	
37050 - 1" NPT 11R Die Head	•	
37055 - 1 1/4" NPT 11R Die Head	•	
20923 - 1 1/2" NPT 11R Die Head	•	
20943 - 2" NPT 11R Die Head	•	

See page 4.12



Hand-Held Power Drives



MODEL 700 POWER DRIVE

- Heavy-duty hand-held Power Drive.
- Designed for RIDGID® Model 12-R die heads. Other RIDGID die heads (00-R, 00-RB, 11-R) can be used using adapters. It can also be used with 258/258XL pipe cutters.

SPECIFICATIONS

- Capacity – 1/8" - 2" Pipe (6 - 50 mm). 1/4" - 1" (8 - 25 mm) Bolt (using 00-RB Die Heads)
- Weight – 25 lbs. (11 kg) Power Drive only
- Length – 28 1/4" (71.7 cm)
- Switch – Double-throw reversible
- Gear Head – Spur gear reduction face gear drive. Spring-loaded adapter pawls. Hardened steel spindle gear
- Body – Cast aluminum
- Die Heads – 12-R. Other Die Heads with adaptors: 00-R, 00-RB, 11-R

Catalog No.	Model No.	Description	RPM	Voltage		Frequency	Phase	Amp Draw		Power	Weight	
				V	Hz			A	lb.		kg	
41935	700	700 Power Drive	26-30	115	50 - 60	1	13	1/2 HP	25	11		
41940			28	230	50 - 60	1	6	1/2 HP				
45178		700 Power Drive w/ 1/2"-2" NPT Die Heads, Case and Support Arm	28	115	50 - 60	1	13	1/2 HP	-			


Accessories

Catalog No.	Model No.	Description	Weight	
			lb.	kg
10883	418	Oiler with One Gallon Premium Thread Cutting Oil	20.5	9.4
42600	770	Adapter for 00-R and 00-RB	4.4	2
42605	771	Adapter for 0-R		
42610	772	Adapter for 11-R and R-200 (1/8"- 1 1/4")	2.2	1
42615	773	Adapter for 111-R		
42620	774	Square Drive Adapter - 15/16"	4.4	2
42625	775	Support Arm for No. 700	11	5
42950	B-171-X	Metal Carrying Case	28.8	13



See page 4.12

Power Threading Machines



MODEL 300 POWER DRIVE

- RIDGID® speed chuck.
- Reversible 1/2 HP universal motor.
- Recessed On/Off/Reverse switch.
- Convert a 300 Power Drive to a portable threading machine.
- Ideal for use with RIDGID roll groovers.

SPECIFICATIONS

- Capacity – 1/8" - 2" (6mm - 50mm) Pipe, 2 1/2" - 4" (65mm - 100mm) with 141, and 4" - 6" (100mm-150mm) with 161 Geared Threaders, 1/4" - 2" (6mm - 52mm) Rod
- Switch – Heavy-duty forward/off/reverse and integral foot switch
- Chuck – RIDGID speed chuck with replaceable rocker-action jaws
- Rear Centering Device – Cam-action turns with chuck
- Support Bars – Two heavy-duty

Catalog No.	Model No.	Description	RPM	Voltage	Frequency	Phase	Motor Type	Amp Draw	Power	Weight	
				V	Hz			A		lb.	kg
41855	300	Power Drive Only	38	115	50 - 60	1	Universal	15	1/2 HP	94	43
41860			38	230	50 - 60	1	Universal	8	1/2 HP		
75075			57	115	50 - 60	1	Universal	18	1/2 HP		
75435			38	230	50 - 60	1	Universal	8	1/2 HP		

Accessories

Catalog No.	Model No.	Description	Weight	
			lb.	kg
10883	418	Oiler with One Gallon Premium Thread Cutting Oil	20 1/2	9.4
51005	819	Nipple Chuck Complete, 1/2" - 2" NPT	10 1/2	4.8
97065	811A	NPT Die Head Quick-Open R.H.	13	5.7
97075	815A	815A 1/8" - 2" NPT Die Head, Self-Opening, RH		5.9
42360	1206	Stand 1206	31	14.10
42365	341	341 Reamer	6 3/4	3.2
42370	360	Model 360 1/8"-2" Full Floating, Self Centering Cutter	8 1/2	3.9
42385	312	Lever Carriage Feed Kit	3	1.4
42575	32	#32 Transport Cart	14 1/4	6.5
46660	E-863	Reamer Cone (L.H. & R.H.)	7	3.2
68815	311	Carriage with Lever	15	6.8
97365		Insert Set f/Plas. Coated Pipe	1/2	0.2
22638	1452	Clip-On Tool Tray	6	2.7
68160	819	Nipple Chuck 1/2"-2" BSPT	10 1/2	4.8
97070	811A	815A 1/8" - 2" NPT Die Head, Self-Opening, RH	12 1/2	5.7
97080	815A	815A 1/8"-2" BSPT Self-Opening Die Head	13	5.9

See page 4.12



Power Threading Machines



MODEL 300 POWER DRIVE COMPLETE

- RIDGID® speed chuck.
- Reversible 1/2 HP universal motor.
- Ideal for use with RIDGID roll groovers.

SPECIFICATIONS

- Recessed Switch – Heavy-duty forward/off/reverse and integral foot switch
- Chuck – Speed chuck with replaceable rocker-action jaws
- Rear Centering Device – Cam-action turns with chuck
- Support Bar – Heavy duty

Catalog No.	Model No.	Description	Oiler	Die Head	RPM	Voltage	Frequency	Phase	Motor Type	Amp Draw	Power	Weight	
						V	Hz			A		lb.	kg
15682	300 Complete	115V, 50/60 Hz (NPT)	418	811A	36	115	50 - 60	1	Universal	15	½ HP	212	96.2
15722			418	811A	57	115	50 - 60	1	Universal	18	½ HP		
97415*		230V, (NPT)	-	811A	36	230	50 - 60	1	Universal	8	½ HP	202	-
97420*		230V, (BSPT)	-	811A	36	230	50 - 60	1	Universal	8	½ HP		

Other voltages available upon request. Export machines equipped with special power cord sets.
*300A includes automatic oiling.

Standard Equipment

Catalog No. Model No.	15682 300 Complete	15722 300 Complete	97415 300 Complete	97420 300 Complete
97065 - NPT Die Head Quick-Open R.H.	•	•	•	
47745 - ½" - ¾" Universal Alloy Die Set	•	•	•	
47750 - 1" - 2" Universal Alloy Die Set	•	•	•	
42370 - Model 360 ½"-2" Full Floating, Self Centering Cutter	•	•	•	•
68815 - CARRIAGE, 311 W/LEVER	•	•		
42575 - #32 Transporter (for Power Drives and Tristand Vises)	•	•		
42365 - REAMER, 341	•	•	•	•
42360 - STAND 1206	•	•	•	•
10883 - Oiler w/1 Gal. Premium Thread Cutting Oil	•	•		
22638 - Clip-On Tool Tray	•	•		
41855 - Power Drive Only	•			
75075 - Power Drive Only		•		
96945 - Model 311A Carriage With Lever			•	•
97245 - Model 330 Oil Pan (300A Power Drive)			•	•
66665 - ½" - ¾" universal alloy set				•
66670 - 1-2" universal alloy set				•
97070 - 811A BSPT Quick-Open Die Head				•



See page 4.12

Power Threading Machines



MODEL 535A AUTOMATIC THREADING MACHINE

The Model 535A maintains the ruggedness of the industry workhorse while adding features that make the threading operation more productive. A large chip tray and oil reservoir make the 535A ideal for longer uninterrupted threading. The 535 features a high clearance carriage that makes the threading operation easier and a generous top cover area that is ideal for keeping tools and work related materials handy. The 535A is designed around maximum uptime with the upgrades that matter most to the pipe working professional. Users also benefit from the part commonality between the 535, the 535A Automatic and other RIDGID® equipment.

- Automatic chuck.
- Large 6.6 l (1.75 gallon) oil reservoir.
- Large chip tray.
- Generous top cover area for keeping tools and fittings handy.
- High clearance carriage.
- Can be used with geared threader Model 141.
- Uses Model 816/817 semi-automatic, Model 815A self-opening or Model 811A quick-opening die heads.
- Length gauge for quick, accurate cut-off.



No. 100A

SPECIFICATIONS

- Pipe Capacity – 1/8"-2" (3 mm-50 mm) 2 1/2"-4" (62 mm-100 mm) with 141 geared threader
- Bolt Capacity – 1/4"-2" (8 mm-50 mm)
- Switches – Forward/off/reverse and integral safety foot switch
- Chuck – Automatic with four reversible forged jaws
- Rear Centering Device – Automatic, centering only
- Cutters – Self-centering, full-floating. Two models available:
 - Model 820 Wheel-Type Cutter, pipe capacity 1/8"-2" (6-50 mm), bolt capacity 1/4"-1" (8-25 mm)
 - Model 821 Blade Type Cutter, pipe capacity 1/2"-2" (15-50 mm)
- Reamer – 5-flute cone, RH, 1/8"-2" (3 mm-50 mm)
- Oil Pump – Self-priming gerotor oil pump
- RH/LH combination reamer available



No. 150A

STEEL CABINET FEATURES

- 17-gauge steel walls and welded construction.
- Two Internal and one external storage shelves.
- Oversized bi-fold door with steel clasp.
- Cut-outs for power cord and foot switch storage.
- Two drain plugs for easy cleaning.



No. 200A with Steel Cabinet

See page 4.12



Catalog No.	Model No.	Description	Die Head	RPM	Voltage	Frequency	Phase	Motor Type	Amp Draw	Power	Weight	
					V	Hz			A		lb.	kg
84097	535A	½" - 2" NPT Automatic Chuck Machine	811A	16/46/58	120	60	1	Induction	18	2 HP	350	159
91142		Automatic Chuck Machine Only - No Die Head or Dies		16/46/58	120	60	1	Induction	18	2 HP	340	155
91322		½" - 2" NPT Automatic Chuck Machine	816/817	16/46/58	120	60	1	Induction	18	2 HP	360	163

Model 535A Machine Accessories

Catalog No.	Model No.	Description	Weight	
			lb.	kg
42365	341	341 Reamer	6 ¾	3.2
42390	820	Wheel-Type Cutter	8 ½	3.9
92457	100A	Universal Leg & Tray Stand	75	34.5
92462	150A	Universal Wheel & Tray Stand	103	46.7
92467	200A	Universal Wheel & Cabinet Stand	104	47.2
51005	819	Nipple Chuck Complete, ½" - 2" NPT	10 ½	4.8
35867	839	Adapter Kit for Model 1822/535A Machine	16 ½	7.5
97882	535A	Kit 141 on 535 Auto Chuck with High-Clearance Carriage	12	5.4
12138		Left Hand Threading Kit	2 ½	1.2
42485	4U	4 Heads	8 ½	3.9
42490	6U	6 Heads	12 ½	5.7
97065	811A	NPT Die Head Quick-Open R.H.	13	5.9
97075	815A	815A 1/8" - 2" NPT Die Head, Self-Opening, RH		
23282	842	Universal Die Head	12 ½	5.7
97070	811A	815A 1/8" - 2" NPT Die Head, Self-Opening, RH		
97080	815A	815A 1/8"-2" BSPT Self-Opening Die Head	13	5.9
97045	531	Bolt Die Head Quick-Open R.H./L.H. ¼"-1"	7 ½	3.4
97050	532	Bolt Die Head Quick-Open R.H./L.H. 1 1/8"-2"	9	4.1
84537	816	1/8" - ¾" Semi-Automatic Die Head	13	5.9
84532	817	½" - 2" Semi-Automatic Die Head		
68160	819	Nipple Chuck ½"-2" BSPT	10 ½	4.8
23297	856	British Universal	12 ½	5.7

Note: Mono Die Heads available 1/8", 1/4", 3/8", 1/2", 3/4", 1", 1 1/4", 1 1/2", 2". All Die Heads are through-head oiling.

Standard Equipment

Catalog No. Model No.	84097 535A	91142 535A	91322 535A
74012 - Extreme Performance Thread Cutting Oil	•	•	•
97065 - NPT Die Head Quick-Open R.H.	•		•
47765 - ½" - ¾" Pipe Dies for use in Universal Die Heads (Nos. 504A, 711, 713, 811A, 815A, 816, 817 and 842)	•		•
47770 - 1" - 2" Pipe Dies for use in Universal Die Heads (Nos. 504A, 711, 713, 811A, 815A, 816, 817 and 842)	•		•
42365 - REAMER, 341	•	•	•
42390 - Wheel-Type Cutter	•	•	•
41185 - Wheel, Cutter E1032	•	•	•
46030 - Key, Hex 9/16	•	•	•
46015 - Key, Hex 5/32	•	•	•
74012 - Oil, 1 Gal Ext Perf Threading	•		•
97065 - Die Head, 811A QO L/Die	•		
84537 - Die Head 816			•
84532 - Die Head 817			•



See page 4.12

Power Threading Machines



MODEL 535 THREADING MACHINE

The Model 535 maintains the ruggedness of the industry workhorse while adding the features that makes the threading operation more productive. A large chip tray and oil reservoir makes the 535 ideal for longer uninterrupted threading. The 535 is designed around maximum uptime with the upgrades that matter most to the pipe working professional. Users also benefit from the part commonality between the 535, the 535A Automatic and other RIDGID® equipment.

- Large 1.75 gallon (6.6 L) oil tray.
- Large chip tray.
- Generous top cover for keeping tools and fittings handy.
- High clearance carriage makes threading easier.
- Speed chuck with rocker-action jaws centers and grips work piece instantly.
- Can be used with geared Models 141 and 161 threaders.
- Uses Model 81⁶/₈₁₇ semiautomatic, Model 815A self-opening or Model 811A quick-opening die heads.
- Length gauge for quick, accurate cut-off.

SPECIFICATIONS

- Pipe Capacity – 1/8"-2" (3mm-50mm) 2 1/2"-4" (62mm-100mm), 4"-6" (100mm-150mm) with 141 and 161 geared threaders
- Bolt Capacity – 1/4"-2" (6mm-50mm)
- Switches – Forward/off/reverse and integral foot switch
- Chuck – Speed Chuck™ with three replaceable rocker-action jaw inserts
- Rear Centering Device – Cam-action, turns with chuck
- Cutters – Self-centering, full-floating. Two models available: Standard Model 820 Wheel-Type Cutter, pipe capacity 1/8"-2" (3mm-50mm), bolt capacity 1/4"-1" (6mm-25mm). Optional Model 821 Blade-Type cutter, pipe capacity 1/2"-2" (12mm-50mm). See ordering chart.
- Reamer – 5-flute cone, RH, 1/8"-2" (3mm-50mm)
- Oil Pump – Self-priming gerotor oil pump
- Reamers – RH/LH combination reamer available

See page 4.12



Catalog No.	Model No.	Description	Die Head	RPM	Voltage	Frequency	Phase	Motor Type	Amp Draw	Power	Weight	
					V	Hz			A		lb.	kg
93287	535	½" - 2" NPT Hammer Chuck Machine	811A	36	115	50 - 60	1	Universal	15	½ HP	260	117.9
96497		Hammer Chuck Machine Only - No Die Head or Dies	-	36	115	50 - 60	1	Universal	15	½ HP	245	111.1
96502		½" - 2" NPT Hammer Chuck Machine	811A	54	115	50 - 60	1	Universal	20	½ HP	260	117.9
96507		½" - 2" NPT Hammer Chuck Machine	811A	36	230	50 - 60	1	Universal	7.5	½ HP		

Machines Listed as 1/2-2" include Standard Equipment. Machine Only includes Standard Equipment less all Die Heads and Dies.

All machines have 50/60 Hz Universal 1/2 HP single-phase motors.

Note: NPT Dies are for NPT Die Heads only. BSPT Dies are for BSPT Die Heads only.

Please use Catalog Item Numbers when ordering. Use High Speed Dies for machines of 45 or more RPM.

Accessories

Catalog No.	Model No.	Description	Weight	
			lb.	kg
16723	-	Drive Link Assembly for High Clearance Carriage	12	5.5
42405	844	Drive Bar for 141	5 ¾	2.6
42415	768	Drive Link Assembly for 141	2 ½	1.1
51005	819	Nipple Chuck Complete, ½" - 2" NPT	10 ½	4.8
84537	816	1/8" - ¾" Semi-Automatic Die Head	13	5.9
42365	341	341 Reamer	6 ¾	3.2
42390	820	Wheel-Type Cutter	8 ½	3.9
58007	-	Machine stand adapter bracket for 535's built before 1996	17	7.7
96517	MJ-1	535M Left Hand Threading Kit	3 ½	1.6
97365	-	Insert Set f/Plas. Coated Pipe	½	0.2
84532	817	½" - 2" Semi-Automatic Die Head	13	5.9

Standard Equipment

Catalog No. Model No.	93287 535	96497 535	96502 535	96507 535
42365 - REAMER, 341	●	●	●	●
42390 - Wheel-Type Cutter	●	●	●	●
44185 - Wheel, Cutter E1032	●	●	●	●
46015 - Key, Hex 5/32	●	●	●	●
46030 - Key, Hex 3/16	●	●	●	●
47745 - Dies, Univ. ½-¾ NPT	●		●	●
47750 - Dies, Univ. 1-2 NPT	●		●	●
70835 - Nu-Clear Oil	●	●	●	●
97065 - NPT Die Head Quick-Open R.H.	●		●	●

Stands

Catalog No.	Model No.	Description	Weight	
			lb.	kg
92457	100A	Universal Leg & Tray Stand	75	34.5
92462	150A	Universal Wheel & Tray Stand	103	46.7
92467	200A	Universal Wheel & Cabinet Stand	104	47.2



No. 100A



No. 150A



No. 200A with Steel Cabinet


STEEL CABINET

- 17-gauge steel walls and welded construction.
- Two internal and one external storage shelves.
- Oversized bi-fold door with steel clasp.
- Cut-outs for power cord and foot switch storage.
- Two drain plugs for easy cleaning.



See page 4.12

Power Threading Machines



MODEL 1215 THREADING MACHINE

- Compact, lightweight design.
- One-piece aluminum housing.
- Two easy-to-use carrying handles.
- Integral foot switch hanger.
- Powerful motor and transmission.
- Through die head oiling.
- Adjustable oil flow control.
- Approved by CSA to CSA and UL standards (115V only)

SPECIFICATIONS

- Pipe Capacity – ¼"-1 ½" (6mm-37mm)
- Bolt Capacity – 5/16"-1" (6mm-25mm)
- Motor Control – On/off heavy-duty switch and integral foot switch
- Front Chuck – Hammer type with replaceable rocker action jaw inserts
- Rear Centering Device – Cam action
- Oiling – Through die head adjustable
- Pump – Self-priming constant flow, gerotor type

Catalog No.	Model No.	Description	RPM	Voltage	Frequency	Phase	Motor Type	Amp Draw	Power	Weight	
			RPM	V	Hz	Phase	Motor Type	A	Power	lb.	kg
61142	1215	½" - 1 ½" NPT Hammer Chuck Machine	44	115	60	1	Universal	24	½ HP	80	36

Accessories

Catalog No.	Model No.	Description	Weight	
			lb.	kg
61187	1203	Tripod Stand	15	-
62457	1219	Nipple Chuck, NPT For 1215	5 ¾	-
97045	531	Bolt Die Head Quick-Open R.H./L.H. ¼"-1"	7 ½	3.4
84537	816	½" - ¾" Semi-Automatic Die Head	13	5.9
84532	817	½" - 2" Semi-Automatic Die Head		

Standard Equipment

Catalog No.	Model No.	Description	61142 1215
97065	811A	NPT Die Head Quick-Open R.H.	•
47745	-	½" - ¾" Universal Alloy Die Set	•
47750	-	1" - 2" Universal Alloy Die Set	•
58657	732	Cutter Assembly	•
34612	344	1/8"-2" Reamer	•
70835	-	Nu-Clear Oil	•

See page 4.12



Power Threading Machines



MODEL 300 COMPACT THREADING MACHINE

- Heavy-duty proven performance.
- Lightweight, portable design.
- Fast transport and set-up.
- Self-contained oil system with adjustable flow control.
- Versatility for threading and grooving.
- Quiet operation.

SPECIFICATIONS

- Pipe Capacity – 1/8" - 2" (3mm-50mm)
- Bolt Capacity – 1/4" - 2" (6mm-50mm)
- Motor Control – Heavy-duty rotary forward/off/reverse and integral foot switch
- Chuck – Hammer-type with replaceable, rocker-action jaw inserts
- Oiling System – Through-the-head, with integral oil reservoir with self-priming, constant-flow, gerotor pump

Catalog No.	Model No.	Description	Die Head	RPM	Voltage	Frequency	Phase	Motor Type	Amp Draw	Power	Weight	
					V	Hz			A		lb.	kg
66947	300 Compact	1/2" - 2" NPT Hammer Chuck	811A	36	115	50 - 60	1	Universal	15	1/2 HP	115	52.3
67182	300 Compact Kit	1/2" - 2" NPT Hammer Chuck w/ 250 Folding Wheel Stand	811A	36	115	50 - 60	1	Universal	15	1/2 HP	160	72.7
73447*	300 Compact	1/2" - 2" NPT Hammer Chuck	811A	52	115	50 - 60	1	Universal	18	1/2 HP	115	52.3
75602*	300 Compact Kit	1/2" - 2" NPT Hammer Chuck w/ 250 Folding Wheel Stand	811A	52	115	50 - 60	1	Universal	18	1/2 HP	160	72.7
58752	300 Compact	1/2" - 2" BSPT Hammer Chuck (Australia)	811A	36	230	50 - 60	1	Universal	7.5	1/2 HP	115	52.3
58757		1/2" - 2" NPT Hammer Chuck (Export Only)	811A	36	230	50 - 60	1	Universal	7.5	1700W		

*20 amp, 115V circuit required.

Standard Equipment

Catalog No. Model No.	66947 300 Compact	67182 300 Compact Kit	73447 300 Compact	75602 300 Compact Kit	58752 300 Compact	58757 300 Compact
70835 - Nu-Clear Oil	•	•	•	•	•	•
97065 - NPT Die Head Quick-Open R.H.	•	•	•	•	•	•
34612 - Model 344 1/8"-2" Reamer	•	•	•	•	•	•
42370 - Model 360 1/8"-2" Full Floating, Self Centering Cutter	•	•	•	•	•	•
47745 - 1/2" - 3/4" Universal Alloy Die Set	•	•	•	•	•	•
47750 - 1" - 2" Universal Alloy Die Set	•	•	•	•	•	•
46030 - Key, Hex 3/16	•	•	•	•	•	•
46015 - Key, Hex 5/32	•	•	•	•	•	•
46045 - Key, Hex 5/16	•	•	•	•	•	•
67657 - STAND 250 FOLDING F/NA		•		•		
66665 - 1/2" - 3/4" universal alloy set					•	
97070 - Diehead, 811A QO BSPT L/Dies					•	
97075 - 815A 1/8" - 2" NPT Die Head, Self-Opening, RH						•

Die Heads

Catalog No.	Model No.	Description	Weight	
			lb.	kg
84537	816	1/8" - 3/4" Semi-Automatic Die Head	13	5.9
97045	531	Bolt Die Head Quick-Open R.H./L.H. 1/4"-1"	7 1/2	3.4
97050	532	Bolt Die Head Quick-Open R.H./L.H. 1 1/8"-2"	9	4.1
97065	811A	NPT Die Head Quick-Open R.H.		5.7
97075	815A	815A 1/8" - 2" NPT Die Head, Self-Opening, RH	13	5.9
84532	817	1/2" - 2" Semi-Automatic Die Head		
97070	811A	815A 1/8" - 2" NPT Die Head, Self-Opening, RH	12 1/2	5.7
97080	815A	815A 1/8"-2" BSPT Self-Opening Die Head	13	5.9

Accessories

Catalog No.	Model No.	Description	Weight	
			lb.	kg
51005	819	Nipple Chuck Complete, 1/2" - 2" NPT	10 1/2	4.8
67662	-	Adapter Bracket for 300 Compact	30	13.6
68160	819	Nipple Chuck 1/2"-2" BSPT	10 1/2	4.8

Stands

Catalog No.	Model No.	Description	Weight	
			lb.	kg
67657	250	Folding Stand F/NA	45	21
92457	100A	Universal Leg & Tray Stand	75	34.5
92462	150A	Universal Wheel & Tray Stand	103	46.7
92467	200A	Universal Wheel & Cabinet Stand	104	47.2
22563	-	Steel Cabinet	42	19.3



See page 4.12

Power Threading Machines



THREADER STANDS

Stands are available to satisfy every operational situation. The Model 250 Folding Wheel Stand provides increased field maneuverability and productivity.

Catalog No.	Model No.	Description	Weight	
			lb.	kg
20105	1406	Folding Wheel Stand with Model 1460 Oil Pan Cover	71 ½	32.5
92457	100A	Universal Leg & Tray Stand	75	34.5
92462	150A	Universal Wheel & Tray Stand	103	46.7
92467	200A	Universal Wheel & Cabinet Stand	104	47.2
67657	250	Folding Stand F/NA	45	21
22563	-	Steel Cabinet	42	19.3



No. 100A



No. 150A



No. 200A with Steel Cabinet



Model 250

See page 4.12



OPTIONAL DIE HEADS

- Quick-Opening (QO) – Manual release for user-specified thread lengths.
- Self-Opening (SO) – Automatic release for repeatable number of threads.
- Semi-Automatic (SA) – Can be quickly adjusted from size to size with manual release.
- Mono – Dedicated to a specific size of thread.
- Bolt – Specially for bolt threader.



No. 811A Quick-Opening Die Head



No. 815A Self-Opening Die head



No. 816/817 Semi-Automatic



Mono Die Head



No. 532 Bolt Die Head

Machine NPT Die Heads

Catalog No.	Model No.	Description	How Opened	Thread Direction	Oil Thru Head	Dies Used	Pipe Capacity	Pipe Capacity	Bolt Capacity	Bolt Capacity	Weight	
							in.	mm	in.	mm	lb.	kg
97065	811A	NPT Die Head Quick-Open R.H.	Q.O	RH	Yes	Univ.	1/8 - 2	3 - 50	¼ - 2	6 - 50	13	5.7
97075	815A	815A 1/8" - 2" NPT Die Head, Self-Opening, RH	S.O	RH	Yes	Univ.	1/8 - 2	3 - 50	¼ - 2	6 - 50		5.9
84537	816	1/8" - ¾" Semi-Automatic Die Head	S.A	RH	Yes	Univ.	1/8 - ¾	-	-	-		5.9
84532	817	½" - 2" Semi-Automatic Die Head	S.A	RH	Yes	Univ.	1 - 2	-	-	-	-	-
23282	842	Universal Die Head	Q.O	LH	Yes	Univ.	1/8 - 2	-	-	-	12 ½	5.7

Machine BSPT Die Heads

Catalog No.	Model No.	Description	How Opened	Thread Direction	Oil Thru Head	Dies Used	Pipe Capacity	Pipe Capacity	Bolt Capacity	Bolt Capacity	Weight	
							in.	mm	in.	mm	lb.	kg
97070	811A	815A 1/8" - 2" NPT Die Head, Self-Opening, RH	Q.O	RH	Yes	Univ.	1/8 - 2	3 - 50	¼ - 2	6 - 2	12 ½	5.7
97080	815A	815A 1/8"-2" BSPT Self-Opening Die Head	S.O	RH	Yes	Univ.	1/8 - 2	3 - 50	¼ - 2	6 - 50	13	5.9
23297	856	British Universal	S.O	LH	Yes	Univ.	1/8 - 2	3 - 50	-	-	12 ½	5.7

Machine Bolt Die Heads

Catalog No.	Model No.	Description	How Opened	Thread Direction	Oil Thru Head	Dies Used	Pipe Capacity	Pipe Capacity	Bolt Capacity	Bolt Capacity	Weight	
							in.	mm	in.	mm	lb.	kg
97045	531	Bolt Die Head Quick-Open R.H./L.H. ¼"-1"	Q.O	RH/LH	Yes	500B	-	-	¼ - 1	3 - 25	7 ½	3.4
97050	532	Bolt Die Head Quick-Open R.H./L.H. 1 1/8"-2"	Q.O	RH/LH	Yes	500B	-	-	1 ⅝ - 2	29 - 51	9	4.1

Machine NPT Die Heads

Catalog No.	Model No.	Description	How Opened	Thread Direction	Oil Thru Head	Dies Used	Pipe Capacity	Pipe Capacity	Bolt Capacity	Bolt Capacity	Weight	
							in.	mm	in.	mm	lb.	kg
42047	500A	Mono	Q.O	RH	Yes	Mono	1/8	3	-	-	6 ¾	3.1
42052			Q.O	RH	Yes	Mono	¼	6	-	-	7	3.2
42057			Q.O	RH	Yes	Mono	3/8	10	-	-	-	-
42062			Q.O	RH	Yes	Mono	½	13	-	-	7 ¼	3.3
42067			Q.O	RH	Yes	Mono	¾	19	-	-	-	-
42072			Q.O	RH	Yes	Mono	1	25	-	-	8	3.6
42077			Q.O	RH	Yes	Mono	1¼	29	-	-	-	-
42082			Q.O	RH	Yes	Mono	1½	38	-	-	8 ½	3.9
42087			Q.O	RH	Yes	Mono	2	51	-	-	-	-

Used On: 1215, 1233, 535, 535A, 1822 Machines and 300, 300 Compact and 300-A w/carriage.

No. 811A Die Head replaces No. 811 and No. 841 Die Heads.

No. 815A Die Head replaces No. 815 and No. 845 Die Heads.

No. 500A Die Head replaces No. 500 Mono Die Heads.

No. 555 Die Head replaces No. 515.

Note: British Die Heads use British Dies only.

Note: 531 and 532 Die Heads replace 500B Dia Head.

Individual Machine Die Heads do not include Dies.

Die Head Racks for All Machine Die Heads

Catalog No.	Model No.	Description	Weight	
			lb.	kg
42485	4U	4 Heads	8 ½	3.9
42490	6U	6 Heads	12 ½	5.7



See page 4.12

Power Threading Machines



MODEL 1224 THREADING MACHINE

The Model 1224 threads a wide range of pipe including black, galvanized and plastic-coated pipe, together with stainless steel, IMC and heavy-wall conduit, as well as rod up to 30 Rockwell C.

- An induction motor helps minimize noise.
- A special capacitor-start / capacitor-run motor allows the 1224 to thread a full range of material where voltage drop is experienced.
- 1/4"-2" Universal Die Head; 2 1/2"-4" receding die head allows cutting of tapered or straight NPT/NPSM or BSPT/BSPP threads.
- Constant and proper lubrication of dies and workpiece with through-head oiling.

SPECIFICATIONS

- Nominal Pipe Capacity – 1/4"-2" (6mm-100mm) @ 36 RPM, 2-1/2"-4" (65mm-100mm) @ 12 RPM, 4"-6" (100mm-150mm) with 161 Geared Threader
- Bolt Capacity – 1/4"-2" (6mm-50mm)
- Motor Control – Reverse/off/forward, heavy-duty rotary-type and integral foot switch
- Gear Box – Two-speed gear box with a 3:1 ratio
- Chuck – Hammer-type with replaceable rocker-action jaw inserts
- Rear Centering Device – Cam action
- Oiling Pump – Self-priming, gerotor-type, automatic-reversing, constant-flow
- Oiling – Through die head

Catalog No.	Model No.	Description	Die Head	RPM	Voltage		Frequency		Phase	Motor Type	Amp Draw		Power		Weight	
					V	Hz	Hz	Hz			A	Power	lb.	kg		
26092	1224	1/2" - 4" NPT Hammer Chuck Machine	711/714	36/12	120	60	60	1	Induction	1515	1 1/2 HP	509	231			
26097			711/714	36/12	230	60	1	Induction	88	1 1/2 HP						
26127			911/914	36/12	120	60	1	Induction	1515	1 1/2 HP						
26112		1/2" - 4" BSPT Hammer Chuck Machine	911/914	36/12	115	50	1	Induction	1515	1700 W	463	210				
26122			911/914	36/12	230	60	1	Induction	88	1700 W	509	231				
31442			711/714	36/12	230	50 - 60	1	Induction	88	1700 W	463	210				

Standard Equipment

Catalog No. Model No.	26092 1224	26097 1224	26127 1224	26112 1224	26122 1224	31442 1224
26132 - Diehead, 711 SO Univ L/Dies	•	•				•
26152 - Diehead, 714 SO Recd L/Dies	•	•				•
26137 - Diehead, 911 SO BSPT L/Dies			•	•	•	•
26147 - Diehead, 913 QO BSPT L/Dies			•	•	•	
26192 - Dies, 1224 2-1/2"-4NPT HS	•	•				•
47745 - Dies, Univ 1/2"-3/4 NPT	•	•				•
47750 - Dies, Univ 1-2 NPT	•	•				•
33642 - Dies, 1224 2-1/2"-4 BSPT HS			•	•	•	
66665 - Dies, Univ 1-2 BSPT			•	•	•	
66670 - Dies, Univ 1/2"-3/4 BSPT			•	•	•	
26212 - 1/4"-4" Wheel-Type Cutter	•	•	•	•	•	•
26217 - 1/4"-4" Blade-Type Reamer	•	•	•	•	•	•

Catalog No. Model No.	26092 1224	26097 1224	26127 1224	26112 1224	26122 1224	31442 1224
33125 - Wheel, Cutter F229 3 & 4 HD	•	•	•	•	•	•
46030 - Key, Hex 3/16	•	•	•	•	•	•
46040 - Key, Hex 7/32	•	•	•	•	•	•
46190 - Key, Hex 1/4	•	•	•	•	•	•
70835 - Nu-Clear Oil	•	•	•	•	•	
83975 - Wrench, 3/4 COMB	•	•	•	•	•	
53693 - Tool Box	•	•	•	•	•	•
11931 - Thread Cutting Oil				•		•
26212 - Cutter, 764 1/4-4" Pipe						•

See page 4.12





Model 541
Model 542



Model 713
Model 913



Model 714 (914) Style Receding Die Head

Stands

Catalog No.	Model No.	Description	Weight	
			lb.	kg
22563	-	Steel Cabinet	42	19.3
92457	100A	Universal Leg & Tray Stand	75	34.5
92462	150A	Universal Wheel & Tray Stand	103	46.7
92467	200A	Universal Wheel & Cabinet Stand	104	47.2

Die Heads

Catalog No.	Model No.	Description	Capacity	Capacity	Weight	
			in.	mm	lb.	kg
26132	711	Diehead, 711, SO Univ. L/Dies	¼ - 2	6.4 - 50.8	12.2	5.6
26137	911	Diehead, 911 SO BSPT L/Dies	¼ - 2	6.4 - 50.8		
26142	713	Universal Quick-Opening L.H., NPT	¼ - 2	64.0 - 102.0		
26147	913	Diehead, 913 QO BSPT L/Dies	¼ - 2	6.4 - 50.8	30	13.6
26152	714	Diehead, 714 SO Recd L/Dies	2½ - 4	6.4 - 50.8		
26157	914	Receding Self-Opening R.H., BSPT	2½ - 4	64.0 - 102.0	7.5	3.4
26162	541	Quick-Opening Bolt L.H./R.H.	¼ - 1	6.4 - 25.4		
26167	542	Quick-Opening Bolt L.H./R.H.	1½ - 2	29.0 - 50.8	9.2	4.2
55447	725	Cut-Grooving Die Head	2½ - 4	64.0 - 102.0	30	13.6
55452	766	Blade Type Cutter	¾ - 4	64.0 - 88.9	21	9.5
57492	-	4" Grooving Die Set	-	-	2.2	1
57497	-	2 ½"-3 ½" Grooving Die Set	2½ - 3½	102		
57502	-	4" Grooving Bit only	-	-	-	-
57507	-	2 ½"-3 ½" Grooving Bit only	-	19.0 - 102.0		
58712	-	Tool Bit	-	-	-	-

Not for use with stainless steel.

*Note: Die Heads do not include dies. All Die Heads are through-head oiling.

Pipe Dies

Catalog No.	Description	Capacity	Capacity	Weight	
		in.	mm	lb.	kg
26192	Dies. 1224 2 - ½" - 4 NPT HS	2½ - 4	62.0 - 100.0	2.2	1
33642	1224 H.S. Dies BSPT	2½ - 4	62.0 - 100.0		
31827	1224 H.S. NPT Dies for Plastic-Coated Pipe	2½ - 4	62.0 - 100.0		
31832	1224 H.S. BSPT Dies for Plastic-Coated Pipe	2½ - 4	62.0 - 100.0	2	-
32237	1224 H.S. Dies NPT for PVC	2½ - 4	62.0 - 100.0		
32242	1224 H.S. Dies BSPT for PVC	2½ - 4	62.0 - 100.0	2	-
33057	1224 H.S. Dies NPT for Stainless Steel	2½ - 4	62.0 - 100.0		
33072	1224 45° Beveling Dies	2½ - 4	62.0 - 100.0	-	-
33077	1224 37 ½° Beveling Dies	2½ - 4	62.0 - 100.0		
44992	1224 Bevel Guide Set	2½ - 4	62.0 - 100.0	-	-
44997	1224 37 ½° Bevel Bit Only	-	-		
45002	1224 45° Bevel Bit Only	-	-	-	-

Note: NPSM threads are made with NPT dies by adjusting the die head. See manual for details.

Accessories

Catalog No.	Model No.	Description	Capacity	Capacity	Weight	
			in.	mm	lb.	kg
51005	819	Nipple Chuck Complete, ½" - 2" NPT	0.5 - 2.0	6.0 - 50.0	10.5	4.8
61122	840A	Universal Drive Shaft	-	-	31	14.1
26187	-	Jaw Insert and Roll Set for PE-Coated Pipe	-	-	0.2	0.1
26212	764	¼"-4" Wheel-Type Cutter	-	-	19	8.6
26217	744	¼"-4" Blade-Type Reamer	-	-	13	5.9
26707	-	Transmission Grease, 1 Lb.	-	-	1	0.5
34157	-	Nipple Chuck 2 ½" NPT	-	-	5.5	2.5
34162	-	Nipple Chuck 3" NPT	-	-		
34167	419	Nipple Chuck 4" NPT	-	-	-	-
34172	-	Nipple Chuck 2½" BSPT	-	-		
34177	-	Nipple Chuck 3" BSPT	-	-	-	-
34182	-	Nipple Chuck 4" BSPT	-	-		
34577	-	Reamer Blade ¼" - 4"	-	-	0.5	0.2



See page 4.12

Pipe Dies for Machine Die Heads



Pipe Dies for use in Universal Die Heads (Models 504A, 711, 713, 811A, 815A, 816, 817 and 842)

Die Material or Type	(NPT)				(NPSM)			
	Nominal Pipe Size-Threads Per Inch				Nominal Pipe Size-Threads Per Inch			
	½"-27	¼"-¾"-18	½"-¾"-14	1"-2"-11½	½"-27	¼"-¾"-18	½"-¾"-14	1"-2"-11½
Alloy RH	47735	47740	47745	47750	-	-	-	-
High-Speed RH	47755	47760	47765	47770	47845	47850	47855	47860
High-Speed LH	39587	47810	47815	47820	-	-	-	-
H.S. For Stainless Steel RH	47775	47780	47785	47790	-	-	-	-
H.S. For Cast Iron	-	-	-	70740	-	-	-	-
H.S. For PVC RH	-	-	70745	70750	-	-	-	-
H.S. For Plastic Coated Pipe RH	-	-	50012	31822	-	-	-	-

•Requires left hand model die head.
 Note: Use HS for PVC and RH for brass pipe.

Pipe Dies for use in British Universal Die Heads (Models 504A, 811A, 815A, 816, 817, 856, 911 and 913)

Die Material or Type	(BSPT)				(BSPP)			
	Nominal Pipe Size-Threads Per Inch				Nominal Pipe Size-Threads Per Inch			
	½"-28	¼"-¾"-19	½"-¾"-14	1"-2"-11	½"-28	¼"-¾"-19	½"-¾"-14	1"-2"-11
Alloy RH	*66655	*66660	*66665	*66670	-	-	-	-
High-Speed RH	*66750	*66755	*66760	*66765	*66795	*66800	*66805	*66810
H.S. For Stainless Steel RH	*66770	*66775	*66780	*66785	-	-	-	*66830
H.S. For PVC RH	-	-	*70755	*70760	-	-	-	-
H.S. For PE-Coated RH	-	-	-	-	-	-	-	-

* Requires British model die head.

Conduit Dies for Universal Die Heads

Die Material or Type	(ISO)		(BEC)		
	Nominal Conduit Size – Pitch in mm		Nominal Conduit Size – Threads Per Inch		
	16-32mm-1.5	40-63mm-1.5	½"-¾"-18	¾"-1¼"-16	1½"-2½"-14
Alloy RH	50645	50650	66700	66705	66710

Pipe Dies for use in Model 500A Mono Die Heads

Die Material or Type	Nominal Pipe Size-Threads Per Inch (NPT)								
	½"-27	¼"-18	¾"-18	½"-14	¾"-14	1"-11½	1¼"-11½	1½"-11½	2"-11½
(NPT)									
High-Speed RH	50700	50705	50710	50715	50720	50725	50730	50735	50740
H.S. For Stainless Steel RH	50745	50750	50755	50760	50765	50770	50775	50780	50785
(NPSM)									
High-Speed RH	-	-	-	50895	50900	50905	50910	50915	50920

Pipe Dies for ¼"-¾" Dual Die Heads

Die Material or Type	(NPT) Nominal Pipe-Threads Per Inch
	¼"-¾"-18 TPI
High-Speed RH	47940

Pipe Dies for Models 514 (LH), 515 (RH), 555 (RH), and ½"-¾" Dual Die Heads

Die Material or Type	(NPT)			(BSPT)	
	Nominal Pipe Size-Threads Per Inch			Nominal Pipe Size-Threads Per Inch	
	½"-27	¼"-¾"-18	½"-¾"-14	¼"-¾"-19	½"-¾"-14
Alloy RH	-	-	47880	66955	66880
High-Speed RH	47885	47890	47895	66905	23297
H.S. For Stainless Steel RH	47900	47905	47910	-	66920

See page 4.12



Pipe Dies, Bolt Dies for Machine Die Heads



Pipe Dies for Models 424 and 415 Die Head

	(NPT)	(NPSM)
	Pipe Size-TPI	Pipe Size-TPI
Die Material or Type	2½"-4"x8 TPI	2½"-4"x8 TPI
H.S. RH	99545	94220

Bolt Dies for Universal Die Heads (Models 504A, 711, 811A, 815A, 816, 817 and 911 Die Heads)

Rod Size – TPI	(UNC)	Rod Size – TPI	(UNF)	Rod Size – RH TPI	(BSW)
	RH High-Speed		RH High-Speed		High-Speed
¼" - 20	48215	¼" - 28	48295	¼" - 20	*67880
⅝" - 18	48220	–	–	⅝" - 18	*67885
⅜" - 16	48225	⅜" - 24	48305	⅜" - 16	*67890
7/16" - 14	48230	7/16" - 20	48310	7/16" - 14	–
½" - 13	48235	½" - 20	48315	½" - 12	*67900
9/16" - 12	48240	9/16" - 18	48320	9/16" - 12	*67905
5/8" - 11	48245	5/8" - 18	48325	5/8" - 11	*67910
¾" - 10	48250	¾" - 16	48330	¾" - 10	*67915
7/8" - 9	48255	7/8" - 14	48335	7/8" - 9	67920
1" - 8	48260	1" - 14NS	48340	1" - 8	*67925
1⅛" - 7	48265	1" - 12	48375	1⅛" - 7	–
1¼" - 7	48270	1⅛" - 12	48345	1¼" - 7	*67935
1⅜" - 6	48275	1¼" - 12	48350	1⅜" - 6	–
1½" - 6	48280	1⅜" - 12	48355	1½" - 6	*67945
1¾" - 5	48285	1½" - 12	48360	1¾" - 5	–
2" - 4½	48290	–	–	2" - 4½	67955

* Requires British model die head.

Beveling Dies

For beveling pipe prior to welding. A set of beveling dies consists of three guide segments and one cutting segment.

Catalog No.	Description	Pipe Size		Used in Die Head	Weight	
		in.	mm		lb.	kg
52192	37½° Bevel Die Set	½-¾	12-20	Universal	1	0.5
50960	37½° Bevel Die Set	1-2	25-50	Universal	1	0.5
52202	45° Bevel Die Set	½-¾	12-20	Universal	1	0.5
50965	45° Bevel Die Set	1-2	25-50	Universal	1	0.5

Cut Grooving Dies

To cut groove pipe for mechanical type couplings, consult chart for sizes and die head information.

Catalog No.	Description	Pipe Size		Used in Die Head	Weight	
		in.	mm		lb.	kg
52217	Grooving Die Set	½-¾	12-20	Universal	1	0.5
50985	Grooving Die Set	1-2	25-50	Universal	1	0.5

Note: 2½ - 4 Beveling Dies are available for the Model 1224 threading Machine. See accessories for Model 1224.
Note: Universal Dies fit all Universal Die Heads.

1210 Dies

NPT	
½" - ¾"	1"
67807	67812



See page 4.12

Bolt Dies for Models 500B, 532 and 542 Die Heads

(8 UN)	
Rod Size – TPI	RH High-Speed
1⅛" - 8	49215
1¼" - 8	49220
1⅝" - 8	49225
1½" - 8	49230
1¾" - 8	49240
1⅞" - 8	49245
2" - 8	49250
	(12 UN)
2" - 12	49345

Bolt Dies for Models 500B and 531, 532, 541 and 542 Die Heads (Continued)

(UNC)			(UNF)	
Rod Size – TPI	RH – High-Speed	LH – High-Speed	Rod Size – TPI	RH – High-Speed
¼"-20	48605	–	¼"-28	48690
⅜"-18	48610	48915	⅜"-24	48695
½"-16	48615	48920	½"-24	48700
⅞"-14	48620	48925	⅞"-20	48705
1"-13	48625	48930	1"-20	48710
1 ⅛"-12	48630	48935	1 ⅛"-18	48715
1 ¼"-11	48635	48940	1 ¼"-18	48720
1 ½"-10	48640	48945	1 ½"-16	48725
1 ¾"-9	48645	48950	1 ¾"-14	48730
2"-8	48650	48955	2"-12	48735
2 ¼"-7	48655	48960	2 ¼"-14NS	49305
2 ½"-7	48660	48965	2 ½"-12	48740
2 ¾"-6	48665	48970	2 ¾"-12	48745
3"-6	48670	48975	3"-12	–
3 ¼"-5	48675	–	3 ¼"-12	48755
3 ½"-5	–	–	–	–
4"-4 ½	48680	48985	–	–



For use with Models 531, 541 and 500B ¼"-1" Die Heads

For use with Models 532, 542 and 500B 1 ⅛"-2" Die Heads

(BSW)	
Rod Size - TPI	RH High-Speed
¼"-20	–
⅜"-18	–
½"-16	67615
⅞"-14	67620
1"-12	67625
1 ⅛"-12	–
1 ¼"-11	67635
1 ½"-10	67640
1 ¾"-9	67645
2"-8	67650
2 ¼"-7	67655
2 ½"-7	67660
2 ¾"-6	67665
3"-6	–
3 ¼"-5	67675
3 ½"-5	–
4"-4 ½	67685
4 ¼"-4 ½	–

For use with Models 531, 541 and 500B ¼"-1" Die Heads

For use with Models 532, 542 and 500B 1 ⅛"-2" Die Heads

Dies for Rebar, for use in Models 500B, 531, 532, 541 and 542 Die Heads

Cat No.			
(UNC)		(UNF)	
RH High-Speed	Rebar Size– TPI	RH High-Speed	Rebar Size– TPI
34077	¾"-16	85850	1"-8
34082	½"-13	79120	1 ⅛"-7
34087	⅝"-11	85855	1 ¾"-6
34092	¾"-10	–	–

For use with Models 531, 541 and 500B ¼"-1" Die Heads

For use with Models 532, 542 and 500B 1 ⅛"-2" Die Heads

Acme		(S.I.) Series A Metric			Series B Metric		(ISO) International Standards. Org.	
Rod Size - TPI	RH High-Speed	Rod Size Thread Pitch	RH High-Speed	LH High-Speed	Rod Size Thread Pitch	RH High-Speed	Rod Size Thread Pitch	RH High-Speed
		in. mm			in. mm		in. mm	
–	–	M6-1.0	49795	49845	–	–	M6-1.0	50040
–	–	M7-1.0	–	49850	–	–	M7-1.0	–
–	–	M8-1.25	49805	–	–	–	M8-1.25	50050
–	–	M9-1.25	–	–	–	–	M9-1.25	–
–	–	M10-1.5	49815	–	M10–1.0	50560	M10-1.5	50060
–	–	M11-1.5	49820	49870	–	–	M11-1.5	–
¾"-6	49610	M12-1.75	49825	49875	M12–1.5	85865	M12-1.75	50070
–	–	M14-2.0	49830	–	M14–1.5	–	M14-2.0	50075
–	–	M16-2.0	49835	–	M16–1.5	50575	M16-2.0	50080
–	–	M18-2.5	49840	49890	–	–	M18-2.5	50085
–	–	M20-2.5	50480	49895	M20–1.5	50585	M20-2.5	50090
–	–	M22-2.5	50485	49900	M22–1.5	50590	M22-2.5	50095
1"-5	49585	M24-3.0	50490	49905	M24–2.0	85870	M24-3.0	50100
–	–	M25-3.0	50495	–	–	–	M27-3.0	50105
–	–	M26-3.0	–	–	–	–	M30-3.5	50110
–	–	M27-3.0	50500	–	M27–2.0	–	M33-3.5	50115
–	–	M30-3.5	50505	49915	M30–2.0	–	M36-4.0	50120
1 ¼"-5	49600	M33-3.5	50510	–	–	–	M39-4.0	50125
–	–	M36-4.0	50515	49925	–	–	M42-4.5	50130
1 ⅝"-4	–	M39-4.0	50520	49930	–	–	M45-4.5	–
–	–	M42-4.5	50525	–	–	–	M48-5.0	50140
–	–	M45-4.5	50530	–	–	–	M52-5.0	–
–	–	M48-5.0	50540	–	–	–	–	–
–	–	M50-5.0	50545	–	–	–	–	–
–	–	M52-5.0	50550	–	–	–	–	–

For metric high-speed rebar dies, Series B, ISO, see price list.

Nipple Chucks / Adapters



819 NIPPLE CHUCK KIT

- Holds short or close nipples for threading.
- For use with 300 Power Drive, 300 Compact, 535 and 1822 (with adapter kit) and 1224 Threading Machines.

Catalog No.	Model No.	Description	Weight	
			lb.	kg
51005	819	Nipple Chuck Complete, ½" - 2" NPT	10 ½	4.8
68160		Nipple Chuck ½"-2" BSPT		
35867	839	Adapter Kit for Model 1822/535A Machine	16 ½	7.5
51020	D-380-X	Nipple Chuck Wrench	¼	-
62457	1219	Nipple Chuck, NPT For 1215	5 ¾	-

Pipe Adapters

Catalog No.	Model No.	Thread Type	Sizes		Weight	
			in.	mm	lb.	kg
51040	E-729	NPT	1/8	-	½	0.23
51045	E-730		¼	-		
51050	E-731		3/8	-		
51055	E-732		½	-		
51060	E-733		¾	-		
51065	E-734		1	-		
51070	E-735		1 ¼	-		
51075	E-736		1 ½	-		

For use with Model 819 Nipple Chuck to allow close nipple threading of all sizes of pipe smaller than 2 inches.

Standard Equipment

Catalog No. Model No.	51005 819	68160 819
51020 – Nipple Chuck Wrench.	•	•
51035 – Insert, nipple chuck.	•	•
51055 – Adaptor, ½ NPT.		•
51060 – Adaptor, Stud ¾ NPT.		•
51065 – Adaptor Stud 1" NPT.		•
51070 – Adaptor, Stud 1-¼ NPT.		•
51075 – Adaptor, Stud 1-½ NPT.		•
68165 – Adaptor, stud ½ BSPT.	•	
68170 – Adaptor, stud ¾ BSPT.	•	
68175 – Adaptor, stud 1" BSPT.	•	
68180 – Adaptor, stud 1-¼ BSPT.	•	
68185 – Adaptor, stud 1-½ BSPT.	•	



See page 4.12



ROLL GROOVING







- Designed to improve speed and efficiency for fire sprinkler and other industrial installations.
- Wide selection of mechanical and hydraulic units for applications up to 24" in diameter.



Roll Grooving Type	No. of Models	Pipe Capacity (in.)	Page
915 Manual Roll Groover	1	1¼ - 12	5.3
975 Combo Roll Groover	2	1¼ - 6	5.4
916 Power-Driven Roll Groover	4	2 - 6	5.5
918 Hydraulic Roll Groover	5	1 - 12	5.6
918-1 Electric Roll Groover	2	1 - 12	5.7
920 Electric Roll Groover	1	2 - 24	5.8



ROLL GROOVING

	975	916	915	918	918-1	920
						
	Page 5.4	Page 5.5	Page 5.3	Page 5.6	Page 5.7	Page 5.8
Capacity	1¼"-6"	¼"-6"	1¼"-12"	1"-12"	1"-12"	2"-24"
Weight	26 lbs.	33 lbs.	23 lbs.	81 lbs.	185 lbs.	160 lbs.
"In-Place" Groover	•		•			
Hydraulic Actuated				•	•	•
Will do SS, PVC, Al	•	•	•	•	•	•
Roll Sets for Copper	•	•	•	•	•	•
Drive Units	RIDGID 300 / Page 4.16 or hand**	RIDGID 300 / Page 4.16 RIDGID 535* / Page 4.20	Hand	RIDGID 300 / Page 4.16 RIDGID 535* / Page 4.20	Included	RIDGID 300 / Page 4.16
Usage	Field	Field	Field	Fab Shop / Field	Fab Shop/Field	Fab Shop/Field

* Adapter pieces required.

** Works as powered or in-place groover.

Note: Please check schedules in charts.

PIPE SIZE & SCHEDULE CAPACITIES

Model	Material	Pipe Size (inches)/Schedule																			
		1	1¼	1½	2	2½	3	3½	4	4½	5	6	8	10	12	14	16	18-24			
975 page 5.4	Steel	Sch. 5, 10, 40																			
	Stainless	Sch. 5, 10, 40				Sch. 5, 10															
	Aluminum	Sch. 5, 10, 40																			
	PVC	40	Sch. 40, 80				Sch. 40														
	Copper	K, L				K, L, M				K, L, M & DW											
916 page 5.5	Steel	Sch. 5, 10, 40																			
	Stainless	5, 10	Sch. 5, 10, 40				Sch. 5, 10														
	Aluminum	Sch. 5, 10, 40																			
	PVC	Sch. 40	Sch. 40, 80				Sch. 40														
	Copper	K, L				K, L, M				K, L, M & DW											
915 page 5.3	Steel	Sch. 5, 10, 40														Sch. 5, 10					
	Stainless	Sch. 5, 10, 40				Sch. 5, 10															
	Aluminum	Sch. 5, 10, 40														Sch. 5, 10					
	PVC	40	40, 80	40	Sch. 40, 80				Sch. 40												
	Copper	K, L				K, L, M				K, L, M & DW											
918/918-1 page 5.6 & 5.7	Steel	Sch. 5, 10, 40														Sch. 5, 10					
	Stainless	5, 10	Sch. 5, 10, 40				Sch. 5, 10														
	Aluminum	Sch. 5, 10, 40														Sch. 5, 10					
	PVC	40	40	40, 80	40	Sch. 40, 80				Sch. 40											
	Copper	K, L				K, L, M				K, L, M & DW											
920 page 5.8	Steel	Sch. 5, 10, 40*														5, 10 std.**		5, 10			
	Stainless	Sch. 5, 10, 40*														5, 10 std.**		5, 10			
	Aluminum	Sch. 5, 10, 40*														5, 10 std.**		5, 10			
	PVC	40	Sch. 40, 80				Sch. 40														
	Copper	K, L				K, L, M				K, L, M & DW											

* 8" grooving is not recommended for Sch. 40 if pipe hardness is above 150 BHN.

** Std. = Standard wall thickness (.375).

Note: Use of roll sets on both carbon and stainless steel pipe can lead to contamination of the stainless material. This contamination could cause corrosion and premature pipe failure.

To prevent ferrous contamination, use roll sets dedicated for stainless steel grooving.

Note: Consult groover manual for exact capacity specifications.

ROLL GROOVER/THREADER COMPATIBILITY

Roll Groover Model	Threader Model					
	1215*	300 Complete	300 Compact	535 Manual	535 Auto*	1224
916	-	45007	67662	60382	-	-
975	-	91207	-	-	-	-
918-1	-	48297	-	-	-	-
918-2	-	-	-	-	-	-
918-4	-	-	-	-	-	48382
918-5	-	-	-	48387	-	-
920	-	95782	-	-	-	-

*Not recommended for roll grooving applications.

Manual Roll Groovers

915 ROLL GROOVER

The RIDGID® 915 Roll Groover is a manual roll groover for in-place field applications. The 915 requires only 3½" of clearance to travel around a pipe and a minimum of 2¾" of exposed pipe for grooving. With the appropriate roll sets, the 915 can groove from 1¼" to 12" pipe, the widest range in its class! The 915's cast-in handle allows for easy transport or chaining the groover down to prevent theft. The 915 is a must for service work crews.



- Easy to use Depth Setting Gauge – Helps make accurate grooves.
- Easy Roll Set Change Out – Up to 12" pipe capacity in one unit for service versatility.
- Cast-in Carrying Handle – Easy to transport or lock up to prevent theft.
- Included Ratchet – 90° bend-in handle makes grooving easier.

SPECIFICATIONS

- Capacity – 1 ¼" - 12" Schedule 10 steel and stainless steel pipe
 - 2" - 8" K, L, M, DWV copper
 - 1 ¼" - 6" Schedule 40 PVC
 - 1 ½", 2½" - 3" Schedule 80 PVC
- Weight – 23 lbs. (including ratchet)
- Operation – Feed screw with ½" ratchet wrench (included)



Catalog No.	Model No.	Description	Weight	
			lb.	kg
88232	915	915 Roll Groover with 2" - 6" Sch. 10 (2" - 3 ½" Sch. 40) Roll Set	23	10.4

Accessories

Catalog No.	Description	Weight	
		lb.	kg
92437	Drive and Groove Roll Set for 1¼" - 1½" Sch. 10 or 40 Steel, Stainless Steel, PVC	2.0	0.9
92447	Drive and Groove Roll Set for 4" - 6" Sch. 40 Steel, Stainless Steel, PVC	4.5	1.9
92442	Drive and Groove Roll Set for 8" - 12" Sch. 10 Steel, Stainless Steel, PVC	2.0	0.9
92452	Drive and Groove Roll Set for 2" - 8" Copper Tube Type K, L, M, and DWV	21.5	9.7
93497	915 Tool Box	0.5	0.1
76827	Metric Diameter Tape	0.9	0.4
76822	Inch Diameter Tape	1.3	0.6
93642	Groove Roll 2" - 6"		
93757	Drive Roll 2" - 6"		

Note: A Roll Groove Set consists of a Groove Roll and a Drive Roll.
Copper Roll Groove Set includes Black Reaction Arm and one Copper Stabilizer Pad.

Standard Equipment

Catalog No. Model No.	98232 915
93642 – Groove Roll 2" - 6"	•
93757 – Drive Roll 2" - 6"	•
92202 – Ratchet ½" Drive with 90° Bend	•

Combo Roll Groovers



975 Roll Groover with Power Drive

975 COMBO ROLL GROOVER

The Model 975 Combo Roll Groover is two tools in one. Like other RIDGID® roll groovers, the 975 mounts on the RIDGID 300 Power Drive for machine-powered roll grooving jobs. It also designed to manually roll groove in-place pipe.

- **Auto Tracking & Depth Setting Gauge Means Easier Use** – The 975 Combo Groover includes new, patented auto tracking technology for significantly easier grooving. Whether you're doing machine-powered or manual grooving, the AutoTracking gauge keeps the pipe automatically engaged to the groover throughout the grooving process. The 975 also includes a permanently depth setting gauge for quicker, repeatable set-up.
- **Less Hand Force Required** – When manually roll grooving, the 975's 55% higher gear reduction means less hand force required versus competitive manual roll groovers. This is especially helpful for over-head roll grooving.
- **Durability And Portability** – A tough, ductile iron construction means the 975 can absorb jobsite abuse and provide accurate grooves time after time. A cast-in handle makes the 975 easily portable to and from the jobsite.

SPECIFICATIONS

- **Capacity** – 1 1/4" – 6" Schedule 10 and Schedule steel, aluminum, and PVC pipe
 - 1 1/4" – 6" Schedule 10, 1 1/4"
 - 2" Schedule 40 stainless steel pipe, 1 1/2"
 - 4" Schedule 80 PVC pipe
 - With roll change, 2" – 8" copper tube (Type K, L, M, and DWV)
- **Depth Adjustment** – Adjusting screw and integral, index depth gauge
- **Actuation** – Feed screw with 1/2" ratchet wrench (included), or any 15/16" hex wrench
- **Power Drive Mounting** – RIDGID 300 Power Drive 38/57 RPM (reverse direction only)

Catalog No.	Model No.	Description	Weight	
			lb.	kg
25638	975	975 Combo Roll Groover	26.1	11.9
32828		975 Combo Roll Groover for Use with Copper Tube		

Accessories

Catalog No.	Model No.	Description	Weight	
			lb.	kg
32833	975	Roll Set Kit for 2" - 8" Copper Tube	5	2.3
67642	-	Adapter Bracket for 300 compact	30.0	13.6
76822	-	Inch Diameter Tape	1/2	0.1
76827	-	Metric Diameter Tape		

Standard Equipment

Catalog No. Model No. Power Drive Mounting	25638 975 Model 300	32828 975 Model 300
30883 - Shaft, Drive	●	
30933 - Roll Groove	●	
30703 - Ratchet, 1/2" Drive With 90° Bend	●	●
30708 - Extension, 1/2" Drive, Locking	●	●
87682 - Support Bar (2)	●	●
32833 - Roll Set Kit for 2" - 8" Copper Tube		●



Power Roll Groovers



POWER-DRIVEN 916 ROLL GROOVER

The RIDGID® Model 916 Roll Groover is the most durable and efficient lightweight portable unit available. Built with a solid, durable cast-iron housing, it withstands heavy usage, yet is light enough for easy transportation. The 916 features a patented single stroke feed mechanism that allows for accurate operation quickly and effortlessly.

- Specifically designed for field service roll grooving applications.
- Quick and easy mount to RIDGID 300 Power Drive, 535 or 300 Compact Threading Machines.
- **Cam-type feed actuation** – translates into minimum operator effort to form roll grooves.
- Depth adjustment screw separate from feed mechanism allows for consistent groove depth.
- Lightweight for easy transport and storage.
- Integral feed handle is part of overall unit. No extra tools required.
- **Easy serviceability** – drive and groove rolls are easy to change.

SPECIFICATIONS

- **Capacity** – 1 1/4" - 6" Schedule 10 steel and stainless steel
 - 1 1/4" - 3" Schedule 40 steel and stainless steel
 - Optional 2" - 6" copper (Type K, L, M, DWV)
 - Optional 1" Schedule 10, 40 steel pipe
 - 1 1/4" - 1 1/2" and 2" - 6" AWWA roll sets

Catalog No.	Model No.	Description	Weight	
			lb.	kg
45007	916	Roll Groover for 300 Power Drive	33	15
46852		Roll Groover for Copper Tubing for 300 Power Drive	34	15.5
60382		Roll Groover for 535	33	15
48307		Roll Groover for 300 Compact/ 1233		

Accessories

Catalog No.	Description	Weight	
		lb.	kg
45347	Roll Set f/1" incl. Ref. No. 35 36	6	2.6
45352	Roll Set f/Copper Tubing incl. Ref. No. 35 36		
69667	Roll Set 1 1/4" to 1 1/2" (AWWA)		
69692	Roll Set 2" to 6" (AWWA)		
67662	Adapter Bracket for 300 Compact	30	13.6
76822	Inch Diameter Tape	1/2	0.1
76827	Metric Diameter Tape		

Standard Equipment

Catalog No. Model No. Power Drive Mounting	45007 916 Model 300	46852 916 Model 300	60382 916 Model 535	48307 916 Models 300 Compact/1233
45397 - Shaft, ASM Drive 916	•	•	•	•
45587 - Roll, Groove w/bearing	•	•	•	•

Power Roll Groovers



918 ROLL GROOVER

The RIDGID® Model 918 Hydraulic Roll Groover features a powerful 15-ton hydraulic ram in a compact, easy to transport unit. With one man set-up and operation, the 918 is the ideal groover for job site requirements. The 918 mounts quickly to RIDGID 300 power drive, 535, 1822, or 1224 Threading Machines. Designed to provide maximum efficiency, the 918 is capable of grooving up to 12" Schedule 10 and 8" Schedule 40 standard wall pipes.

- Compact lightweight design allows for easy transport.
- Extensive grooving capacity for a wide range of applications.
- Rugged, durable housing enables unit to withstand harsh use.
- Two-stage pump plus 15 ton ram permit quick and smooth operation.
- Quick easy set-up. Easy rollset changeout.
- Specifically designed groove and drive rolls product consistent, accurate grooves throughout the capacity range.

SPECIFICATIONS

- Capacity – 1" - 12" Sch. 10 Steel, Stainless Steel
 - 1" - 8" Sch 40 Steel, PVC
 - 1" - 2" Sch 40 Stainless Steel
 - 2" - 6" Copper (Type K, L, M, & DWV)
 - 2 ½"-4" Sch 80 PVC

Catalog No.	Model No.	Description	Weight	
			lb.	kg
48297	918-1	918 Roll Groover w/300 Power Drive Mount Kit	104	47.2
48377	918-2	918 Roll Groover w/1822 Power Drive Mount Kit	134	60.9
48382	918-4	918 Roll Groover w/1224 Carriage Mount Kit	131	59.5
48387	918-5	918 Roll Groover w/535 Carriage Mount Kit	117	53.1
47222	918 only	918 Roll Groover Only	95	43.1

Mounting Kit Only

Catalog No.	Model No.	Description	Weight	
			lb.	kg
48292	911	300 Power Drive Mount Kit Only	9	4
48392	912	1822 Carriage Mount Kit Only	39	17.7
48397	914	1224 Carriage Mount Kit Only	36	16.4
48402	915	535 Carriage Mount Kit Only	22	10

Accessories

Catalog No.	Description	Weight	
		lb.	kg
48405	Roll Set for 8"-12" Sch 10 (8" Sch 40) With Carry Case	18	8.2
48407	Roll Set for 1¼"-1½" Sch 10/40 With Carry Case	10	4.5
48412	Roll Set for 1" Sch 10/40 and 1¼"-1½" Sch 10/40 with Carry Case	20	9
48417	Roll Set for 2"-6" Copper	10	4.5
59992	2½" - 12" Stabilizer for Grooving Nipples	11	5
49662	Tool Box	5	2
76822	Inch Diameter Tape		
76827	Metric Diameter Tape	½	0.1

Note: A Roll Set consists of a Groove Roll and a Drive Roll. Note: Do not use to groove 8" schedule 40 steel pipe harder than 150 Brinell.

Standard Equipment

Catalog No. Model No. Power Drive Mounting	48297 918-1 Model 300	48377 918-2 Model 1822	48362 918-4 Model 1224	48367 918-5 Model 535	47222 918 only -
48405 - Roll Set for 8"-12" Sch 10 (8" Sch 40) With Carry Case	•	•	•	•	•
49217 - Groove Roll 2" - 6"	•	•	•	•	•
51432 - Drive Roll 2" - 6"	•	•	•	•	•
53987 - Roll Storage Case	•	•	•	•	•
29087 - T Handle hex key 1/8"	•	•	•	•	•
54317 - Box Wrench	•	•	•	•	•
48292 - 300 Power Drive Mount Kit Only	•				
48392 - 1822 Carriage Mount Only		•			
48397 - 1224 Carriage Mount Kit Only			•		
48402 - 535 Carriage Mount Kit Only				•	

Power Roll Groovers



918-I ROLL GROOVER

The RIDGID® Model 918-I Roll Grooving Machine is capable of grooving 1" to 8" schedule 40 and 1" to 12" schedule 10 pipe faster than any roll grooving machine in its class. Powered by a 1/2 HP universal motor and heavy-duty transmission, it produces high quality grooves consistently and effortlessly. Comes standard with a rugged wheel stand built for mobility in the shop without compromising stability. The stand's tray is tough enough to support 200 lbs. Features a custom-designed, two-stage hydraulic pump that minimizes pipe flare, operator fatigue and hydraulic fluid leaks.

SPECIFICATIONS

- Capacity – 1" - 12" Schedule 10 steel and stainless steel
 - 1" - 8" Schedule 40 steel, stainless steel and PVC
 - 2" - 6" copper (types K, L, M & DWV)
 - 1½", 2½" - 4" Schedule 80 PVC
- Motor – Universal 1/2 HP, 45 RPM (no load). Approved by CSA to CSA and UL standards.
- Motor Control – On/off heavy-duty with foot switch

Catalog No.	Model No.	Description	Voltage		Weight	
			V	lb.	kg	
64977	918-I	Roll Grooving Machine Complete	115	185	84.1	
65902		Roll Grooving Machine (230V)	230			

Accessories

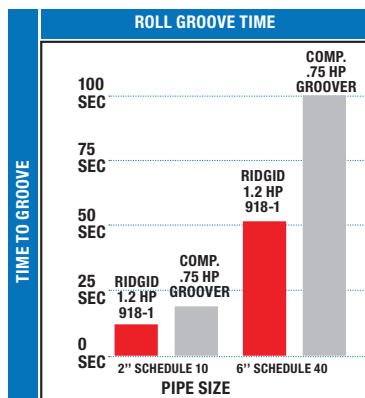
Catalog No.	Description	Weight	
		lb.	kg
48405	Roll Set for 8"-12" Sch 10 (8" Sch 40) With Carry Case	18	8.2
48407	Roll Set for 1¼"-1½" Sch 10/40 With Carry Case	10	4.5
48412	Roll Set for 1" Sch 10/40 and 1¼"-1½" Sch 10/40 with Carry Case	20	9
48417	Roll Set for 2"-6" Copper	10	4.5
59992	2½"- 12" Stabilizer for Grooving Nipples	11	5
76822	Inch Diameter Tape		
76827	Metric Diameter Tape	½	0.1

Note: A Roll Set consists of a Groove Roll and a Drive Roll.

Note: Do not use to groove 8" schedule 40 steel pipe harder than 150 Brinell.

Standard Equipment

Catalog No. Model No.	64977 918-I	65902 918-I
36642 - Footswitch, ASM	•	•
48405 - Roll Set for 8"-12" Sch 10 (8" Sch 40) With Carry Case	•	•
49217 - Groove Roll 2" - 6"	•	•
51432 - Drive Roll 2" - 6"	•	•
59992 - 2½"- 12" Stabilizer for Grooving Nipples	•	•
64192 - Stand, ASM 9181	•	•
49087 - T-Handle Hex Key, ¼"	•	•
54317 - Box Wrench	•	•
67192 - Spanner Wrench	•	•
67197 - Hex Key ⅜"	•	•
53987 - Roll Storage Case	•	•



Power Roll Groovers



920 ROLL GROOVER

The RIDGID® 920 Roll Groover takes grooving to a whole new level. With a capacity range of 2"-24" diameter pipe, the 920 has the largest capacity of any RIDGID roll groover. The 920 mounts to the RIDGID 300 Power Drive for use in the field or shop. Also available is the RJ624 Large Diameter Pipe Support for grooving pipe up to 24" in diameter, a perfect complement to the 920 Roll Groover.

- Largest grooving capacity in its class.
- **Transportation Mode** – Detachable wheels enable one man to easily move the 920 around a jobsite. Also available is a Model No. 32 Transporter.
- **Patented Depth Setting Gauge** – Easy and accurate groove depth setting does not require adjusting the protective guarding.
- **Built-in Pressure Gauge** – Helps operator monitor hydraulic pressure to control flare and optimize groove time.
- **Front Roll Set Change-Out** – User can switch groove roll sets quickly and easily.
- **Easy Adjust Support Legs** – Helpful when leveling the groover on uneven ground.

SPECIFICATIONS

- **Capacity** – 2" -12" Schedule 5, 10, & 40 steel, stainless steel and aluminum*
 - 14" - 16" Schedule 5 & 10 steel, stainless steel and aluminum
 - 18" - 24" .250 wall steel, stainless steel and aluminum
 - 2" - 8" Schedule 40 PVC
 - 2½" - 4 Schedule 80 PVC
 - 2" - 8" copper (K & L)
 - 2½" - 8" copper (K, L, & M)
 - 3" - 8" copper (DWV)

Catalog No.	Model No.	Description	Weight	
			lb.	kg
95782	920	920 Roll Groover with 2" - 6" Sch. 40, 8"-12" Sch. 40 and 14"-16" Std. Wall Roll Sets	380	90.3

Accessories

Catalog No.	Model No.	Description	Weight	
			lb.	kg
42575	32	#32 Transport Cart	14 ¼	6.5
76822		Inch Diameter Tape		
76827		Metric Diameter Tape	½	0.1
96372	RJ624	Large Diameter Pipe Stand	167	75.7
96982		Drive and Groove Roll Set for 2" - 8" Copper Tube Type K, L, M, and DMV	20	9
96987		Drive and Groove Roll Set for 18" - 20" Sch. 10 Steel or Stainless Steel	21	9.5
96992		Drive and Groove Roll Set for 22" - 24" Sch. 10 Steel or Stainless Steel	22	10
96997		Drive and Groove Roll Set for 4" - 6" Sch. 40 Steel or Stainless Steel	20	9

Standard Equipment

Catalog No. Model No.	95782 920
42575 - #32 Transporter (for Power Drives and Tristand Vises)	●
920 Training Video And User Manual	●
10843 - Set of Rolls 2-6" 920	●
10848 - Set of Rolls 8-12" 920	●
10853 - Set of Rolls 14-16" 920	●

CUTTING & DRILLING

- Wide selection from a single source.
- Durable designs.



Type	No. of Models	Nom. Size (in.)	Page
Hole Cutting			
Model HC300	3	Up to 3	6.2
Model HC450	4	Up to 4 ¾	6.3
Hole Saw Arbors	11	Up to 5½	6.4
Hole Saw Kits	3	—	6.4
Hole Saws	51	Up to 6	6.5
Reciprocating Saw Blades			
Core Drilling			
Core Drill Bits	26	½ - 14	6.7
Tapping Tools			
RT1000	2	⅝ - 7⁄8	6.8
RT3422	1	⅝ - 1¾	6.9

Hole Cutting Tools



HC300 HOLE CUTTING TOOL

The RIDGID® Model HC300 Hole Cutting Tool is designed to cut holes up to 3" (76 mm) diameter into steel pipe. The multiple hole size allows the use of fittings such as Mechanical T®, Vic-O-Let™, Weld-O-Let™ and others for branching unpressurized pipelines. An integral motor and gear reduction optimizes the performance and saw life. A single-feed handle and ON/OFF switch allows for easy operation. The Model HC300 offers great features that translate into unparalleled field and shop performance.

- **Quick Connecting Two-piece Design** – This unique design allows for easy mounting, transport and set up. This is particularly useful when working off a ladder or overhead.
- **Single-Hand Chain Latching** – The Model HC300 features a patented spring-loaded chain that saves time and significantly aids set up and operation.
- **Ergonomic Design** – With all controls at the operator's fingertips, the tool has been designed for maximum productivity.
- **High Speed** – With a powerful 1.2 HP, 11 Amp motor, the Model HC300 delivers 360 RPM to quickly bore holes while optimizing hole saw life.
- **Horizontal and Vertical Flats** – Ensures perpendicular cutting.

SPECIFICATIONS

- **Hole Cutting Capacity** – Up to 3" (76 mm)
- **Pipe Diameter Mounting Range** – 1-1/2" (38 mm) to 8" (200 mm)
- **Chuck Size** – 1/16"(1.6 mm) to 1/2" (13 mm)
- **Motor** – Universal, 115V, 60Hz, 2 HP
- **Output Speed** – 360 RPM (no load)
- **Arbor Capacity** – Up to 7/16"
- **Weight** – 31 lb
- **Height** – 12.8"
- **Length** – 11.9"
- **Width** – 13.2"
- **Approved by CSA to CSA and UL standards, 115V**

Catalog No.	Model No.	Description	Weight	
			lb.	kg
76777	HC300	3" Hole Cutting Tool, 115V	31	14
76787		3" Hole Cutting Tool, 230V		
76792	HC300-J	3" Hole Cutting Tool, 100V, 50/60 Hz		

*Note: The HC300 is not a hot tapping tool.
Note: Use the R2S Arbor when drilling 1 1/4" and larger holes.*

Accessories

Catalog No.	Model No.	Description	Weight	
			lb.	kg
16671	R2S	Solid Shank Arbor	3/4	0.3
84427	-	HC-450/HC-300 Carrying Case	19	8.6
77017	-	Chuck Key	1/4	0.1

Hole Cutting Tools



HC450 HOLE CUTTING TOOL

The RIDGID® Model HC450 is engineered for continuous 1/4" (6 mm) to 4 3/4" (120 mm) hole cutting in and up to 8" (203 mm) diameter steel unpressurized pipe. The built-in level ensures line up for multiple holes when branching lines using Mechanical T®, Vic-O-Let™ fittings or welded saddles. The HC450 is ideal for mechanical, industrial maintenance and fire protection contractors since it cuts holes into a wide variety of pipe materials. No off-the-shelf drill-based hole cutter compares in performance or durability to the rugged purposed-built Model 450.

- Engineered for continuous dry or oiled hole cutting.
- Dual-side controls provide easy operation.
- GFCI and a built-in breaker for operator protection.
- Two carrying handles ease mounting and alignment.
- Built-in level for multiple hole alignment.

SPECIFICATIONS

- Hole Cutting Capacity – Up to 4 3/4" (120 mm) (Sch 10, 40 and 80 Pipe Dia.)
- Pipe Diameter Mounting Range – 1-1/4" to 8"
- Motor – Universal, 115V, 50-60Hz, 1.2 HP
- Output Speed – 110 RPM (no load)
- Chuck Size – 1/8" - 5/8"
- Arbors – up to 1/8" (3 mm) - 5/8" (16 mm)
- Height – 11 1/2"
- Length – 17"
- Width – 17"
- Approved by CSA to CSA and UL standards, 115V.

Catalog No.	Model No.	Description	Weight	
			lb.	kg
57592	HC450	4 3/4" Hole Cutting Tool, 115V, 50/60 Hz	42	19
57597		4 3/4" Hole Cutting Tool, 230V, 50/60 Hz		

Note: The HC450 is not a hot tapping tool.

Accessories

Catalog No.	Model No.	Description	Weight	
			lb.	kg
84427	-	HC-450/HC-300 Carrying Case	19	8.6
59502	R4	5/8" Arbor only for Hole Saws	1/4	0.1
59132	-	Chuck Key		

Hole Saws



HOLE SAW ARBORS

Hole saw arbors with high-speed pilot drills are built for use with portable drills and drill presses. The saws are quickly replaced without tools and without removing the arbor from the chuck.

Catalog No.	Model No.	Chuck	Fits Saw Nos.	Shank Size		Weight	
				in.	mm	lb.	kg
53065	R0	1/8", 3/8" (6, 10 mm)	M 14 - M 30	1/8	6	1/4	0.1
53070	R1	1/2" (12 mm)	M 14 - M 30	3/8	11		
53075	R2	1/2" (12 mm)	M 32 - M 152	3/8	11	1/2	0.2
16671	R2S	1/2" (12 mm)	M 32 - M 152	3/8	11	3/4	0.3
53080	R3	3/4" (20 mm)	M 32 - M 152	1/2	16	1/2	0.2
59502	R4	5/8" (16 mm)	M 76 - M 152	1/2	16	1/4	0.1
53085	-	Pilot Drill (115 mm)	-	1/8	6, 4		
16276	-	Pilot Drill (75 mm)	-	1/8	6		
81505	D-969	Arbor Extension for R1, R2, R2S and R6	-	1/2	12	1	0.4



HOLE SAW KITS

Plumber's, electrician's and combination kits each contain a selection of RIDGID hole saws and hole saw arbors for cutting through wood, steel, cast iron, brass and aluminum.

PLUMBER KIT (CATALOG #81490) INCLUDES:

- 7/8" (22 mm), 1 1/8" (29 mm), 1 1/2" (38 mm), 1 3/4" (44 mm), 2 1/4" (57 mm), 2 5/8" (67 mm)
- R1, R2

ELECTRICIAN KIT (CATALOG #81495) INCLUDES:

- 7/8" (22 mm), 1 1/8" (29 mm), 1 3/8" (35 mm), 1 3/4" (44 mm), 2" (51 mm), 2 1/2" (64 mm)
- R1, R2

GENERAL PURPOSE KIT (CATALOG #81500) INCLUDES:

- 3/4" (19 mm), 7/8" (22 mm), 1 1/8" (29 mm), 1 3/8" (35 mm), 1 1/2" (38 mm), 1 3/4" (44 mm), 2" (51 mm), 2 1/4" (57 mm), 2 1/2" (64 mm)
- R0, R1, R2

Catalog No.	Model No.	Description	Weight	
			lb.	kg
81490	1248	Plumber Kit	3 3/8	1.5
81495	1249	Electrician Kit		
81500	1250	Combination Kit	6 1/8	2.8

Hole Saws



VARIABLE PITCH HOLE SAWS

Outperform and outlast traditional standard pitch models. Bi-metal construction with teeth made from specially hardened type M3 high speed steel. The varying teeth height and gullet sizes result in much faster cutting and longer life. For wood; mild, tool and stainless steels; cast iron; brass and aluminum. 51 sizes from 9/16" (14mm) to 6" (152mm).

- Depth of cut: 1½" (38 mm).
- Bi-metal construction.
- M 3 HSS cutting edge.
- 3/5 TPI variable pitch.
- Positive tooth rake.
- NOTE: Use RIDGID® Thread Cutting Oil on all metal except cast iron.

Catalog No.	Model No.	Size		Steel RPMs	S/Steel RPMs	Cast Iron RPMs	Brass RPMs	Aluminum RPMs
		in.	mm					
52755	M14	9/16	14	580	300	400	790	900
52760	M16	5/8	16	550	275	365	730	825
52765	M17	11/16	17	500	250	330	665	750
52770	M19	3/4	19	460	230	300	600	690
15561	M20	25/32	20	425	210	280	560	630
52775	M21	13/16	21	390	195	260	520	585
52780	M22	7/8	22	370	185	245	495	555
52785	M24	15/16	24	350	175	235	470	525
52790	M25	1	25	325	160	215	435	480
52795	M27	1 1/8	27	310	155	210	420	465
52800	M29	1 1/8	29	300	150	200	400	450
52805	M30	1 3/32	30	285	145	190	280	425
52810	M32	1 1/4	32	275	140	180	360	410
52815	M33	1 9/32	33	260	135	175	345	390
52820	M35	1 3/8	35	250	125	165	330	375
52825	M37	1 15/32	37	240	120	160	315	360
52830	M38	1 1/2	38	230	115	150	300	345
52835	M40	1 9/16	40	220	110	145	290	330
52840	M41	1 5/8	41	210	105	140	280	315
52845	M43	1 11/16	43	205	100	135	270	305
52850	M44	1 3/4	44	195	95	130	260	295
52855	M46	1 13/16	46	190	95	125	250	285
52860	M48	1 7/8	48	180	90	120	240	270
52865	M51	2	51	170	85	115	230	255
52870	M52	2 1/16	52	165	80	110	220	245
52875	M54	2 1/8	54	160	80	105	210	240
52880	M57	2 1/4	57	150	75	100	200	225
52885	M59	2 5/16	59	145	75	100	195	225
52890	M60	2 3/8	60	140	70	95	190	220
52895	M64	2 1/2	64	135	65	90	180	205
52900	M65	2 9/16	65	130	65	85	175	200
52905	M67	2 5/8	67	130	65	85		200
52910	M70	2 3/4	70	125	60	80		185
52915	M73	2 7/8	73	120	60	80	160	180
52920	M76	3	76	115	55	75	150	170
52925	M79	3 1/8	79	110	55	70		165
52930	M83	3 1/4	83	105	50	70	140	155
52935	M86	3 3/8	86	100	50	70		150
52940	M89	3 1/2	89	95	45	65	130	145
52945	M92	3 5/8	92	95	45	60		140
52950	M95	3 3/4	95	90	45	60	120	135
52955	M98	3 7/8	98	90	45	60		135
52960	M102	4	102	85	40	55		130
52965	M105	4 1/8	105	80	40	55	110	120
52970	M108	4 1/4	108	80	40	50		120
52975	M110	4 3/8	110	80	40	55	100	120
52980	M114	4 1/2	114	75	35	50		105
52985	M121	4 3/4	121	70	35	45	90	95
52990	M127	5	127	65	30	40	85	90
52995	M140	5 1/2	140	60	30	35	80	85
53000	M152	6	152	55	25	35	75	85

Note: All weights are under 1½ lbs. (0.68 kg).

Reciprocating Saw Blades



RECIPROCATING SAW BLADES

High quality blades for every application. Available in carbon, or bi metal consisting of a high-speed steel cutting edge welded to a flexible alloy steel back for wood or metal cutting. RIDGID® blades will fit in all reciprocating saws and are packed in plastic sleeves with five blades or 50 blades.

Catalog No.	Model No.	Length		Width		Gauge		TPI	Std. Pack	Recommended Use
		in.	mm	in.	mm	in.	mm			
80520	D-988	3	75	5/16	8	0.035		-	5	Scroll cuts in wood and cast aluminum, non-ferrous metals.
80500	D-984	4	100	3/4	20	0.035		-	5	Heavy gauge metals 1/8" thick and above. Barstock and angles.
80480	D-980	4	100	3/4	20	0.035		18	5	Heavy gauge metals of 18 gauge to 1/8" thick conduit, pipe, channels, and tubing.
80485	D-981	4	100	3/4	20	0.035		24	5	Metal cutting 18 gauge and under. Trim, tubing, and galvanized pipe.
56892	D-993	6	150	3/4	20	0.035		10	5	Wood, nail-embedded wood, compositions, plastic, cast aluminum, and non-ferrous metals.
80505	D-985	6	150	3/4	20	0.035		-	5	Heavy gauge metals 1/8" thick and above. Barstock and angles.
95872	DP-985	6	150	3/4	20	0.035		14	50	Heavy gauge metals 1/8" thick and above. Barstock and angles.
80510	D-986	6	150	3/4	20	0.035		18	5	Heavy gauge metals of 18 gauge to 1/8" thick conduit, pipe, channels, and tubing.
95877	DDP-986	6	150	3/4	20	0.035		18	50	Heavy gauge metals of 18 gauge to 1/8" thick conduit, pipe, channels, and tubing.
80515	D-987	6	150	3/4	20	0.035		24	5	Metal cutting 18 gauge and under. Trim, tubing, and galvanized pipe.
47082	D-989	6	150	3/4	20	0.05	1.3	6	5	General rough-in, all woods, nail embedded woods.
56897	D-994	8	200	3/4	20	0.035	0.9	10	5	All woods, composition, plastic, nail-embedded wood, cast aluminum, light metal.
51022	D-992	9	225	3/4	20	0.05	1.3	6	5	General rough-in, all woods, nail embedded woods.
47087	D-990	12	300	3/4	20	0.05		6	5	General rough-in, all woods, nail embedded woods.

Core Drill Bits



Core Bits High Speed Premium Red

CORE DRILL BITS

All RIDGID® segmented diamond drill bits are laser welded for superior strength. They are three times stronger than conventional brazed bits. RIDGID core bits are available in 2 styles: Premium Red and High Speed Premium Red. Premium Red core bits are heavy-duty, multi-purpose bits for drilling in many types of materials including reinforced concrete, cinder block, stone, etc. High Speed Premium Red core bits are designed for high speed drilling. Unique diamond segment design can increase drilling speed as much as 30% over conventional bits.

Catalog No.	Bit Diameter	Weight	
	in.	lb.	kg
98170	½	1.1	0.5
98185	7⁄8	1.5	0.7
98215	2¼	4.25	1.9
98220	2½	5	2.3
98225	2¾	5.5	
98240	4	8	3.6
98250	5	11.5	5.2
98265	6½	15.25	6.9

Note: All Diameters Are Nominal, Core Length is 12".
*Requires Adapter No. 98715.

High Speed Premium Red

Catalog No.	Bit Diameter	Weight	
	in.	lb.	kg
51507	2	4.05	-
51512	2½	5	
51522	3½	6.5	
51527	4	8	
51537	5	11.5	
51547	8	22	
51557	12	41.25	



Bit Extension Rods & Adapters

Bit Extensions Rods and Adapters

Item No.	Catalog No.	Length	Fits Bit Size	Thread	Weight	
		in.	in.	in.	lb.	kg
0	98690	6	1 - 1½	¾ - 11	1¼	-
5	98695	12	1 - 1½	¾ - 11	2	
1	98700	4	1¾	1¼ - 7	2¼	
2	98705	6	1¾	1¼ - 7	3¼	
3	98710	12	1¾	1¼ - 7	6¼	
7	98720	-	-	-	1¼	

Tapping Tools



RT1000 TAPPING TOOL

The Model RT1000 Mini Tapping Tool is ideal for branching pressurized water lines. With 1" tapping capacity and the ability to drill into most pipe materials, the lightweight compact and corrosion-resistant design of the RT1000 is the perfect tool for branching pressurized pipe when system shut down is out of the question.

- Compact and lightweight, the tool is great for tight quarters and awkward locations.
- Sturdy machined construction and corrosion-resistant materials combine to provide dependable lifelong operation.
- Independent cutter feed mechanism gives the operator full control of drilling to optimize cutter performance and service life.
- Taps steel, cast iron, ductile iron and plastic pipe.
- Coupon retaining bits give you the confidence that the coupon will not be dropped in the pipe, preventing medium contamination or possible damage of downstream equipment.

SPECIFICATIONS

- Tapping Capacity – 3/4" - 1"
- Mounting – Saddle, welded nipple, Weld-o-let®, Thread-o-let™
- Activation – Hand ratchet, air ratchet and right angle drill
- Cutter Feed – Rotation of sleeve around an Acme threaded barrel
- Pressure – Water, 200 psig @ 100°F
- Steam, air or natural gas, 100 psig @ 370°F

Cutters

Catalog No.	Model No.	Diameter in.	Type
52760	M16	5/8	Bi-Metal
52780	M22	7/8	
76267	-	5/8	Steel Shell
76272		7/8	
76292		5/8	CI/DI Bit
76297		7/8	
76317		5/8	Plastic Shell
76322		7/8	

*CI/DI = Cast Iron/Ductile Iron.

Catalog No.	Model No.	Description	Weight	
			lb.	kg
83567	RT1000	RT1000 Tapping Tool CTS Set	16	7.3
83302		RT1000 Tapping Tool Only	6	2.9

Note: CTS = copper Tube Size. NPTM/NPTF = National Pipe Thread Male/Female

Accessories

Catalog No.	Model No.	Description	Weight	
			lb.	kg
76022		1 1/16" Ratchet Wrench	2	0.4
83307		RT 1000 Tool Box	7	3
83317		3/4" CTS Adapter	0.3	0.2
83322		1" CTS Adapter		
83337		3/4" NPTM Adapter		
83347		1" NPTM Adapter		
83327		3/4" Mueller® 110 Compression Adapter		
83572		1" Mueller 110 Compression Adapter	0.5	

Standard Equipment

Catalog No. Model No.	83567 RT1000
83317 - 3/4" CTS Adapter	•
83322 - 1" CTS Adapter	•
76047 - Small Shaft Extension for 5/8" - 1 3/16" Hole Saws	•
76037 - Small Arbor for 5/8" - 1 3/16" Hole Saws	•
76027 - Coupon Retaining 1/4" Pilot	•
76022 - 1 1/16" Ratchet Wrench	•
31400 - Spud Wrench (2)	•
83307 - RT 1000 Tool Box	•

Tapping Tools



RT3422 TAPPING TOOL

The Model RT3422 is designed for branching pressurized water, steam and natural gas mains. With up to 2" capacity, corrosion-proof design, ability to handle most types of material and lightweight, the Model RT3422 is the tool to meet your tapping needs.

- Easy to use. At only 21", this lightweight and compact tool is great for tight quarters and awkward locations.
- Heavy-duty design. Sturdy machined, corrosion-resistant materials for dependable lifelong benefits.
- Built-in bleed valve allows for easy purge of chips.
- Independent cutter feed gives the operator total independent control of the cutter feed rotation for optimal saw life.
- Taps a variety of materials including steel, cast iron, ductile iron and plastic pipe.
- Versatility. The RT3422 is capable of tapping mains of water up to 500 psig and steam, air and natural gas up to 150 psig.
- Coupon retaining bits. Exclusive pilot bits give you the confidence that the coupon will not be dropped in the pipe, preventing medium contamination or possible damage of downstream equipment.

Cutters

Catalog No.	Model No.	Diameter in.	Type
52760	M16	5/8	Bi-Metal
52780	M22	7/8	
52800	M29	1 1/8	
52820	M35	1 3/8	
52850	M44	1 3/4	
76267		5/8	Steel Shell
76272		7/8	
76292		5/8	Cl/DI Bit
76297		7/8	
76317	-	5/8	Plastic Shell
76322		7/8	
76277		1 1/8	Steel Shell
76282		1 3/8	
76287		1 3/4	
76302	M29	1 1/8	Cl/DI Shell
76307	M35	1 3/8	
76312	M44	1 3/4	
76327		1 1/8	Plastic Shell
76332	-	1 3/8	
76337		1 3/4	

Note: Cutter diameter is 1/8" - 1/4" smaller than the diameter of the hole being cut.

Pilots

Catalog No.	Description
76027	Coupon Retaining 1/4" Pilot
76032	Coupon Retaining 3/8" Pilot

Hole Saw Arbors

Catalog No.	Description
76037	Small Arbor for 5/8" - 1 3/16" Hole Saws
76042	Large Arbor for 1 5/16" - 1 3/4" Hole Saws

Shaft Extensions

Catalog No.	Description
76047	Small Shaft Extension for 5/8" - 1 3/16" Hole Saws
76052	Large Shaft Extension for 1 5/16" - 1 3/4" Hole Saws

SPECIFICATIONS

- Tapping Capacity – 3/4" - 2"
- Mounting – Saddle, welded nipple, Weld-o-let®, Thread-o-let®
- Cutter Travel – 14"
- Activation – Hand ratchet, air ratchet, right angle drill
- Cutter Feed – Rotation of sleeve around an Acme threaded barrel
- Pressure – Water: 500 psig @ 100°F
- Steam, air and natural Gas, 150 psig @ 370°F

Catalog No.	Model No.	Description	Weight	
			lb.	kg
75982		Tapping Machine Only	16	7.3
75992	RT3422	3/4" - 2 NPT Set (Male)	5.3	13.6
91192		3/4" - 2" CTS Set (Flared)	4 4/5	3

Accessories

Catalog No.	Description
76022	1 1/16" Ratchet Wrench
76017	RT 3422 Tool Box

Standard Equipment

Catalog No.	Description	75982	75992	91192
		RT3422	RT3422	RT3422
76017	RT 1000 Tool Box		•	•
76022	1 1/16" Ratchet Wrench		•	•
76047	Small Shaft Extension for 5/8" - 1 3/16" Hole Saws		•	•
76037	Small Arbor for 5/8" - 1 3/16" Hole Saws		•	•
76032	Large Shaft Extension for 1 5/16" - 1 3/4" Hole Saws		•	•
76042	Large Arbor for 1 5/16" - 1 3/4" Hole Saws		•	•
34100	Spud Wrench (2)		•	•
76132	NPT 3/4" Male		•	
76137	NPT 1" Male		•	
76142	NPT 1 1/4" Male		•	
76147	NPT 1 1/2" Male		•	
76152	NPT 2" Male		•	
76057	CTS 3/4" Female Valve Adapter			•
76067	CTS 1" Female Valve Adapter			•
76072	CTS 1 1/4" Female Valve Adapter			•
76077	CTS 1 1/2" Female Valve Adapter			•
76082	CTS 2" Female Valve Adapter			•
76027	Coupon Retaining 1/4" Pilot		•	•
76032	Coupon Retaining 3/8" Pilot		•	•

Valve Adapters

Catalog No.	Description
76057	CTS 3/4" Female Adapter
76067	CTS 1" Female Adapter
76072	CTS 1 1/4" Female Adapter
76077	CTS 1 1/2" Female Adapter
76082	CTS 2" Female Adapter
76132	NPT 3/4" Male
76137	NPT 1" Male
76142	NPT 1 1/4" Male
76147	NPT 1 1/2" Male
76152	NPT 2" Male
83997	3/4" Mueller 110
84002	1" Mueller 110
84007	1 1/2" Mueller 110
84012	2" Mueller 110

NPT Sets available only with steel, male valve adapters.



GENERAL PURPOSE HAND TOOLS




Type	No. of Models	Page
Bench Vises	5	7.2 - 7.3
Anvils	3	7.3
Levels	6	7.4
Hammers	10	7.5
Saws	1	7.6
Saw Blades	4	7.6
Tool Box	1	7.7
Folding Rulers	4	7.7
Tape Measures	2	7.8
Multi-Purpose Screwdriver	1	7.8
Pliers	5	7.9
Snips	5	7.9
Shovels	7	7.10
Screw Extractors	12	7.11-7.12
Replacement Drill Guides	10	7.12
Twist Drills	9	7.12
Bolt Cutters	6	7.13
STRAPLOCK Pipe Handle	1	7.13

Vises



Infinitely adjustable swivel base allows vise to lock securely in any position



Large capacity pipe jaws for secure clamping



Generously sized jaws provide greater clamping surface

F-SERIES VISES

RIDGID® F-Series vises are constructed of 75,000 psi tensile strength forged steel. These sleek, rugged vises outperform their bulky cast-iron competition. They feature a patented parallel jaw alignment system. This exclusive feature gives the F-Series precise clamping action, as well as longer service life.

- All-steel, drop-forged construction.
- Rolled double lead Acme screw.
- Steel handle with rubber anti-pinch rings.
- Increased work areas.
- Standard fixed pipe jaws.
- Large, hardened anvil.
- Surface hardened slides for smooth, precise operation.
- Forged steel swivel base with dual draw-down bolts.
- RIDGID Lifetime Warranty.

Catalog No.	Model No.	Description	Jaw Opening in.	Opening Width in.	Throat Depth in.	Weight	
						lb.	kg
66987	F-45	4½" Forged Vise	4.7	4.7	3.0	26	11.9
66992	F-50	5" Forged Vise	5.5	5.5	3.5	48	21.6
66997	F-60	6" Forged Vise	6.3	6.3	4.0	63	28.6

Accessories

Catalog No.	Model No.	Description	Weight	
			lb.	kg
69907	F-45	Swivel Base Assembly	3	1.4
69912	F-50 & F-60	Swivel Base Assembly	6	2.8

Vises



XF45 AND XF50 QUICK ACTING VISES

RIDGID® XF45 and XF50 vises combine the strength and durability of forged steel, with the time and effort savings of a Quick Action Trigger. These vises are the only forged steel bench vises on the market with this Quick Action. Traditional bench vises rely solely on hand cranks to tighten and loosen the jaws. By flipping the Quick Action Trigger, the jaws can easily slide into the desired position. This trigger significantly reduces the amount of time and effort when working with this vise.

- Quick Action Trigger allows you to effortlessly slide jaws in and out to easily adjust for different sized objects.
- Forged steel construction offers superior durability and strength.
- Patented jaw alignment system provides precise clamping and longer service life.
- Large capacity forged pipe jaws clamps pipe and rod securely.
- 360 degree forged steel swivel base allows for an infinite amount of adjustability.
- Oversized, hardened jaws and anvil provide greater clamping and working surfaces.
- Steel handle with anti-pinch rings offers increased strength and eliminates pinches.

Catalog No.	Model No.	Description	Jaw Width in.	Opening Width in.	Throat Depth in.	Weight	
						lb.	kg
26648	XF-45	4 ½" Quick Acting Forged Vise	4.7	5.0	3.0	26	11.7
27848	XF-50	5" Quick Acting Forged Vise	5.5	7.0	3.5	48	21.6

Anvils



FORGED ANVILS

RIDGID® Peddinghaus anvils have a reputation for quality and craftsmanship. Peddinghaus anvils are drop-forged and produced entirely from high-grade steel for maximum durability. The top face is ground and induction hardened to provide a lively surface to work on. Models #9 and #12 come equipped with a pritchel hole to support the use of various tools. Model #12 also features an upsetting block.

Catalog No.	Model No.	Width of Face in.	Length of Face in.	Length of Horns in.	Total Length in.	Total Height in.	Base	Weight		Std. Pack
							mm	lb.	kg	
69622	5	8	5 ½	8	18 ¾	8	171 x 197	77, 2	35	1
69632	9	10 ½	7 ½	10 ½	25	10½	235 x 275	165	75	1
69642	12	12	8 ½	12 ¼	28 ½	12¼	270 x 345	276	125	1

Levels



ALUMINUM LEVEL

- Top-reading extruded aluminum level.
- Milled top for exacting precision.
- Full-length magnetic base.

Catalog No.	Model No.	Description	Weight		Std. Pack
			oz.	g	
87107	724	24" Top-Read Magnetic Aluminum Level	1 1/8	0.6	1



MACHINED ALUMINUM LEVEL

RIDGID® professional levels are designed and built to last in the toughest job conditions. Heavy-duty structures are machined from a solid block of aluminum. These levels provide accuracy, stability and provide the trade professional the ability to read 1/8" – 1/2" slope per foot.

Torpedo Levels

- Heavy duty with machined billet aluminum body. A rugged design that withstands tough conditions.
- All terrain, waterproof and shockproof.
- Easy-to-read oversized vials provide view from all angles.
- Easy-to-use, includes rare earth magnets to provide stability at any angle.

Laser Level

- Five-vial laser level is 3-dimensionally aligned for accuracy in all planes.
- Laser diode lasts for 10,000 hours, operates on standard AAA batteries.
- Extra-strength rare earth magnets, ideal for use on metal piping.

U-Shape, V-Groove Level

- U-Shape, V-Groove levels provide the best option for magnetic conduit bending and welding work.
- Designed with 16 rare earth magnets to provide maximum stability.
- Built for more readings than any level of it size: 0, 22, 30, 45, 60 and 90 degrees.



Catalog No.	Model No.	Description	Length	Weight		Std. Pack
			ft.	oz.	g	
36248	500 UM	5 Vial Torpedo Level	8 1/2	0.37	0.17	1
36253	800 LMI	5 Vial Laser Level	8 1/2	0.76	0.35	1
36258	F-10	U-Shape Level with V-Groove	2 1/2	0.26	0.12	1



MAGNETIC TORPEDO LEVEL

- Light and compact, ideal for general use and work in tight places.
- Cast aluminum profile.
- Glow in the dark vial frames for dark areas.
- Tubular vials, 180° - 45° - 90°.
- Three strong rare earth magnets.
- V-grooved edge to balance level on pipe.
- Large top-read level vial.
- Accuracy: 1.0 mm/m.



Catalog No.	Model No.	Description	Length		Body		Weight		Std. Pack
			ft.	m	in.	mm	oz.	g	
20233	395	Night Shade 9" Torpedo Level	9	229	5/8 x 1 1/4	16 x 32	1/3	0.15	1

Hammers



Curved Claw Hammer



Ball Pein Hammer



Hand Drilling Hammer



Ripping Claw Hammer



Short Handle Sledge Hammer

RIDGID® HAMMERS

RIDGID® hammers feature high-quality steel heads. Individual sections are tempered steel for strength, hardness and resiliency. Wood handles are select grain burnished hickory. Claw hammers feature impact-resistant fiberglass handles with no-slip cushion grip.

Catalog No.	Model No.	Description	Overall Length		Weight		Std. Pack
			in.	mm	oz.	g	
52475	116	16 oz. Curved Claw Hammer	13¼	337	1 ½	0.7	4
52480	120	20 oz. Curved Claw Hammer	13¼	337	1 ¾	0.8	4
52485	216	16 oz. Ripping Claw Hammer	13¼	337	1 ½	0.7	4
52490	220	20 oz. Ripping Claw Hammer	13¼	337	1 ¾	0.8	4
52450	12	12 oz. Ball Pein Hammer	13	330	1 ⅛	0.6	6
52455	16	16 oz. Ball Pein Hammer	14	356	1 ½	0.7	6
52465	24	24 oz. Ball Pein Hammer	15½	394	2 ⅛	1	6
52470	32	32 oz. Ball Pein Hammer	16	406	2 ¾	1.3	6
52495	250	2 ½ lb. Short Handled Sledge	15½	394	3 ¼	1.5	4
52505	303	3 lb. Hand Drilling Hammer	10	254	3 ½	1.6	4

Saws



MODEL 212 PRO ARC SAW

- Designed to offer superior strength and maximum control in a lightweight professional hacksaw.
- Large tensioning knob for fast blade replacement.
- Rubberized handgrips for maximal comfort.
- Two mounting positions for the blade (45° or 90° cut angles).

Catalog No.	Model No.	Description	Blade Length		Weight		Std. Pack
			in.	mm	oz.	g	
20238	212	Pro Arc Aluminum Hacksaw (includes 12" blade)	12	300	1 3/10	0.6	1



BI-METAL HACKSAW BLADES

Bi-Metal blades have high-speed teeth electron-beam-welded to tough, yet flexible die steel backing to produce the best possible performance in a premium quality blade. Available in 18 TPI – 24 TPI and 300 mm length.

Catalog No.	Model No.	Description	Length		Teeth Per Inch	Weight		Std. Pack
			ft.	m		oz.	g	
93785	1218-BM	Heavy Duty Applications > 3 mm	12	-	18	1/2	0.2	1
93790	1224-BM	General Purpose Applications	12	-	24	1/2	0.2	1
56847	1218-BM	Heavy Duty Applications > 3 mm	12	300	18	3 3/10	1.5	1
56852	1224-BM	General Purpose Applications	12	300	24	3 3/10	1.5	1

Tool Boxes



NO. 606 STANDARD SHAPE WITH TRAY

Heavy-duty tool boxes for tradesmen's use. Made of 18-gauge, cold-rolled prime steel. Two heavy-duty plated trunk-type catches. Plated top handle. Electrically welded construction. Continuous piano hinge. Durable baked red enamel finish, electrostatically sprayed.

Catalog No.	Model No.	Description	Length		Width		Height		Weight		Std. Pack
			ft.	m	in.	mm	in.	mm	oz.	g	
33085	606	Standard Shape w/Tray	20	508	8½	216	9½	241	19 ½	8.8	1

Folding Rules




Model 1620
Fiberglass 6' Extension Rule with 6"
Extension Slide

FIBERGLASS FOLDING RULES

Precision made of flexible heavy-duty fiberglass with embedded, easy-to-read boldface figures and graduations with red 16" stud marks and positive locking joints. Model 1602 is graduated on one side in millimeters with red markings every 10 cm. Reverse side reads in inches.

Catalog No.	Model No.	Description	Width		Length		Weight		Std. Pack
			in.	mm	ft.	m	oz.	g	
73365	1619	6' Outside Reading	5/8	16	6	1.8	7	198	6
73370	1619F	6' Inside Flat Reading	5/8	16	6	1.8			6
73360	1620	6' Extension Rule	5/8	16	6	1.8			6
81280	1602	2m Metric Rule	5/8	16	7	2			6



Model 1619
Fiberglass 6' Outside
Flat Reading Rule



Model 1619F
Fiberglass 6' Inside
Flat Reading Rule



Model 1602
2m, 78 ¾" Rule. Inside Flat
Reading Scale in millimeters.
Outside Scale in inches

Tape Measures



RIDGID® heavy-duty tape measures feature an innovative design incorporating a heavy duty rubber bumper and stainless plate cover for superior durability to withstand even the toughest jobsite conditions.

- Built-in shock bumper reducing impact when rewinding.
- Double-sided full steel hook. The slotted feature allows you to hook onto a nail.
- Stainless steel case with full surround anti-slip rubber offers more durability and comfort while easily resisting impacts.
- Heavy-duty, 2-sided nylon-coated blade, resists abrasion and breakage.
- Superior blade-to-hook strength.
- Wide blades featuring large numbers for easier reading.
- Durable stainless steel belt clip.
- Tape measures with rubber grip and stainless bodies tape available in 16' and 25' lengths.
- Extra wide 1 1/16" heavy-duty, 2-sided nylon coated blade, resists abrasion and breakage.
- Anti-slip rubber surround with stainless clad case, grips in the toughest conditions.

Catalog No.	Model No.	Description	Blade Width		Weight		Std. Pack
			in.	mm	oz.	g	
20213	616	16' Tape	1 1/16	25.4	3/4	0.32	1
20218	625	25' Tape	1 1/16	25.4	1	0.45	1

Screwdrivers



MULTI-PURPOSE 6-IN-1 SCREWDRIVER

INCLUDES:

- #1 & #2 Phillips® tip
- 3/16" & 1/4" flat tip
- 5/16" & 1/4" nut drivers in the shaft

FEATURES

- Contoured cushioned grip for increased grip and torque.
- Ball/spring retention shaft with positive snap-fit locking handle.
- Full RIDGID® Lifetime Warranty.

Catalog No.	Model No.	Description	Length		Weight		Std. Pack
			in.	mm	oz.	g	
16573	1974	6-in-1 Screwdriver	8	203	1/4	0.11	12

Pliers



Professional quality tools, precision crafted for ultimate balance, high strength and exacting performance.

- Forged and heat-treated for extended life and durability.
- Slip Joint and Tongue and Groove pliers feature a flush rivet design that provides a stronger tool and allows access to tighter areas.
- Cushioned grips are designed for comfort only. They are NOT intended as insulation against electric shock.

Catalog No.	Model No.	Description	Length		Pipe Capacity		Weight		Std. Pack
			in.	mm	in.	mm	oz.	g	
62347	707	7 1/2" Tongue & Groove Pliers	7 1/2	190	3/4	19	3/4	0.34	2
62352	709	9 1/2" Tongue & Groove Pliers	9 1/2	241	1 1/8	30	1	0.45	2
16473	713	Tongue & Groove Pliers	13	330	2 1/4	57	1 1/2	0.88	6
62362	716	16" Tongue & Groove Pliers	16	406	4 1/4	108	2 3/4	1.25	1
80475	734	Water Pump Pliers	10	254	2	51	9/10	0.4	6

Snips



Model 788
Aviation Snips (cuts straight)

All RIDGID® Snips feature forged, heat-treated blades for increased quality and performance.

AVIATION SNIPS AND OFFSET SNIPS

Ideal for cutting 18-gauge or lighter cold-rolled sheet steel. Compound action results in maximum jaw power with minimum effort. Aviation snips threaded jaw bolt allows the blades to be realigned after prolonged use.



Model 787
Aviation Snips (cuts left)

METAL CUTTING SNIPS

Excellent for cutting sheet metal, screening, wire, leather, cloth, gasket material, rubber, linoleum, roofing material, plastics, etc. Handles designed for right-or-left hand use.



Model 786
Aviation Snips (cuts right)

Catalog No.	Model No.	Description	Length		Cut		Weight		Std. Pack
			in.	mm	in.	mm	oz.	g	
54115	786	Snip - Cuts Right	10 1/2	267	1 1/8	35	1	0.5	6
54120	787	Snip - Cuts Left			1 1/2	38			
54125	788	Snip - Cuts Straight							
16202	796	Offset Snip - Cuts Right							
16207	797	Offset Snip - Cuts Left							



Model 797
Offset Snips (cuts left)



Model 796
Offset Snips (cuts right)

Shovels



Models 170/No. 170FG



Models 171/No. 171FG



Model 172



Model 173



Model 176

Shovel blades and shanks are one-piece, rustproof 14-gauge steel, taper-formed and then heat treated. Round blades have a slip-resistant, turned step. Burnished, lacquered ash handles are double-riveted to blade socket.

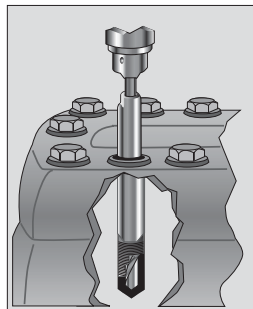
Catalog No.	Model No.	Description	Handle Length		Blade Size		Weight		Replac. Handle (6 per pack) Catalog No.	Replac. Handle (6 per pack) Model No.	Std. Pack
			in.	mm	in.	mm	oz.	g			
52300	170	Long Handle, Round Point	47	1194	8 ⁵ / ₈ x 11 ¹ / ₂	219 x 292	3 ⁴ / ₅	1.7	34883	191	6
50482	170FG	Fiberglass Round Point	48	1200	8 ⁵ / ₈ x 11 ¹ / ₂	219 x 292	4 ⁷ / ₁₀	2.1	-	-	
52305	171	Long Handle, Square Point	47	1194	9 ³ / ₄ x 12	248 x 305	4 ¹ / ₂	2	34883	191	
50487	171FG	Fiberglass Square Point	48	1200	9 ³ / ₄ x 12	248 x 305	5	2.3	-	-	
52310	172	D Handle, Round Point	27	686	8 ⁵ / ₈ x 11 ¹ / ₂	219 x 292	4	1.8	-	-	
52315	173	D Handle, Square Point	27	686	9 ³ / ₄ x 12	248 x 305	4 ¹ / ₂	2	-	-	

Screw Extractors

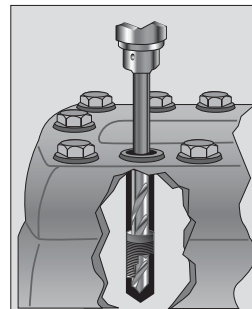


Catalog No.	Model No.	Screw Diameter		Use Drill		Flute Diameter		Length Overall		Weight		Max. Depth		Std. Pack
		in.	mm	in.	mm	in.	mm	in.	mm	oz.	g	in.	mm	
35535	1	1/4	6	1/8	3	0.139	3.5	2 5/16	59	1/2	14	1	25	6
35540	2	5/16	8	3/16	5	0.205	5.2	2 3/4	70	1	28	1	25	6
35545	3	3/8	10	1/4	6	0.272	6.9	3 1/16	78	1 1/4	35	1	25	6
35550	4	7/16	11	5/16	8	0.338	8.6	3 5/16	84	1 3/4	50	1	25	6
35555	5	1/2 - 9/16	13 - 14	11/32	9	0.374	9.5	3 3/4	95	2 1/4	64	1	25	6
35560	6	5/8	16	7/16	11	0.471	12	4 1/8	105	3	85	2	51	6
35565	7	3/4	19	1/2	13	0.538	13.7	4 1/2	114	4	113	2	51	6
35570	8	7/8 - 1	22 - 25	5/8	16	0.665	16.9	4 3/4	121	6 1/2	184	3	76	6

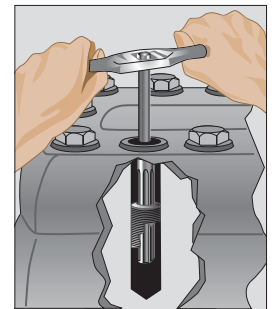
Catalog No.	Description	Weight		Std. Pack
		oz.	g	
35575	Includes Nos. 3, 4 and 5			
35580	Includes Nos. 1, 2, 3, 4 and 5	8	227	1



FIRST – Drill a small hole clear through the broken end using a snug fitting RIDGID Drill Guide for precision centering. This centering hole is for the larger drill to follow.



SECOND – Remove Drill Guide. Drill out the small center hole to larger diameter for receiving the "longrip" Extractor.



THIRD – Drive the "longrip" Extractor into the thin hollow shell and turn it out.



MODEL 10 SCREW EXTRACTOR SET

This set contains 20 precision tools – one each of Extractor Models 1 to 5 inclusive with turnuts, drill Models 1 to 5 inclusive, and drill guides Models 921 to 1821 inclusive. Pre-formed plastic box provides convenient storage.

Catalog No.	Model No.	Description	Capacity		Weight		Std. Pack
			in.	mm	oz.	g	
35585	10	Screw Extractor Set	1/4 - 1/2	6 - 13	1 1/4	0.6	1

Accessories

Catalog No.	Model No.	Description	Weight		Std. Pack
			oz.	g	
35695	10	Box Only	1 1/4	0.6	1

Screw Extractors



MODEL 25 SCREW AND PIPE EXTRACTOR SET


This set contains one each of screw extractors Models 1 to 8 inclusive (Models 1 to 5 Extractors with turnuts); Drill Models 1 to 8 inclusive, and one Model 36; and complete set of drill guides and bushings. Maximum depth extractor range 1" to 3". Pipe extractors Models 80 to 85 also included. These precision tools are packed in a fitted compartment box.

Catalog No.	Model No.	Description	Capacity		Weight		Std. Pack
			in.	mm	oz.	g	
35590	25	Screw and Pipe Extractor Set	¼ (1/8) - 1	6 - 25	9 ¼	4.2	1

Accessories

Catalog No.	Model No.	Description	Capacity		Weight		Std. Pack
			in.	mm	oz.	g	
35700	25	Box Only	-	-	1	0, 5	1

Replacement Drill Guides



Catalog No.	Model No.	Diameter O.D.		Overall Length		Use Drill		Weight		Std. Pack
		in.	mm	in.	mm	in.	mm	oz.	g	
35765	921	9/32	7.1	1 3/16	30	1/8	3	¼	7	1
35770	1021	5/16	7.9		30		3			
35775	1121	11/32	8.7		30		3			
35780	1221	3/8	9.5		30	3	½	14		
35785	1321	13/32	10		30	3				
35790	1421	7/16	11.1		30	3/16	3	¾	21	
35795	1521	15/32	11.9		30		3			
35800	1621	1/2	12.7		30		3			
35805	1721	17/32	13.5		30	¼	6	1	28	
35810	1821	9/16	14.3		30		6			

Twist Drills



Catalog No.	Model No.	Diameter		Overall Length		Weight		Std. Pack
		in.	mm	in.	mm	oz.	g	
35720	1	1/8	3	2 ½	63	1/64	7	1
35725	2	3/16	5	3	73	1/32	14	1
35730	3	¼	6	3 ½	89	3/64	21	1
35735	4	5/16	8	4	102	5/64	35	1
35740	5	11/32	9	4 ½	114	3/32	43	1
35745	6	7/16	11	4 ¾	121	5/32	71	1
35750	7	1/2	13	5	127	3 1/2	99	1
35755	8	9/8	16	5 ½	139	11/32	156	1
35760	36	¼	6	6	152	3/32	43	1

Bolt Cutters



Hardened alloy steel jaws are designed and manufactured to ensure the longest possible blade life.

- One-step internal cam mechanism provides the quickest and simplest way to keep the cutting blades precisely aligned.
- Handles and grips designed to allow greater mechanical advantage for crisp, controlled cutting.

Catalog No.	Model No.	Capacity / Metals Soft (15RC)1		Capacity / Metals Medium (31RC)2		Capacity / Metals Hard (42RC)3		Length Overall	
		in.	mm	in.	mm	in.	mm	in.	mm
14213	S14	5/16	7.9	1/4	6.4	3/16	4.8	15	379
14218	S18	3/8	9.5	5/16	7.9	1/4	6.4	19	485
14223	S24	7/16	11	3/8	9.5	5/16	7.9	26	652
14228	S30	1/2	12.7	7/16	11	3/8	9.5	31	800
14233	S36	9/16	14.3	1/2	12.7	7/16	11	38	958
14238	S42	11/16	17.5	9/16	14.3	1/2	12.7	44	1,0, 115.0

Replacement Heads

Catalog No.	Description	Weight	Weight
		oz.	g
18363	S14 Head Assembly	7/8	1
18368	S18 Head Assembly	1 1/4	1.5
18373	S24 Head Assembly	2 1/4	2.7
18378	S30 Head Assembly	8 7/8	4
18383	S36 Head Assembly	13 1/2	6.1
18388	S42 Head Assembly	18 1/4	8.3

STRAPLOCK Pipe Handle

NEW



STRAPLOCK PIPE HANDLE

Securely grips plastic pipe from 3" - 8" (80mm – 220mm) allowing force to be applied confidently in all directions. Simplifies the installation and maintenance of large diameter plastic pipe applications

CONFIDENCE

- Provides a solid handle on hard to grip plastic pipe to easily align and set glued joints
- Specialized strap provides maximum grip and minimizes marring

SPEED

- Innovative locking design for repeatable applications
- Rapid size adjustment allows you to quickly move between sizes

FLEXIBILITY

- Fits all sizes of plastic pipe between 3" and 8" diameter
- Works well in cold and wet environments
- Gives you maximum leverage in tight quarters
- Can be used in pairs to aid in complex installations

Catalog No.	Description	Weight	
		oz.	g
42478	STRAPLOCK Pipe Handle	0.73	0.33
51778	Replacement Strap	0.1	0.05



BENDING & FORMING

- Wide selection for specific bending and forming needs.
- Quality you can trust.



Type	No. of Sizes	Capacity		Page
		in.	mm	
Lever Benders				
300 Series Plumbing	8	5/8 - 3/4	10 - 18	8.2
400 Series Instrument	9	3/16 - 1/2	6 - 12	8.2
Tri-Bender	1	1/4 - 3/8	—	8.3
600 Series Heavy-Duty	9	3/16 - 1/2	6 - 12	8.3
Ratchet Benders				
Spring-Type Benders	8	1/4 - 7/8	6 - 22	8.4
Tube Expanders				
Swaging Tools	5	1/4 - 5/8	6 - 16	8.6
Flaring Tools				
Non-Ratcheting	2	3/16 - 3/4	4 - 186	8.6
Ratcheting	8	1/8 - 3/4	4 - 18	8.7
Manual	10	1/8 - 1/2	6 - 12	8.7
Heavy Duty	3	3/8 - 1	—	8.8
Hammer-Type	8	3/8 - 2	9 - 50	8.8
Hydraulic Bender & Accessories	2	3/8 - 3	—	8.8 - 8.9

Lever Benders



300 SERIES PLUMBING BENDERS

- Designed to bend K and L soft copper tubing to a maximum of 180°.
- Offset cushion grip handles and a 90° start angle, together with a specially engineered plastic shoe, combine to ease bending effort.
- Inch and metric sizes.

Imperial

Catalog No.	Model No.	Description	Tube Size Capacity (actual O.D.)	Bend Radius	Weight	
			in.	in.	lb.	kg
36962	31 $\frac{1}{2}$ M*	Lever Bender	$\frac{5}{8}$	2 $\frac{1}{4}$	6 $\frac{1}{2}$	2.86
36972	312		$\frac{3}{4}$	2 $\frac{7}{8}$	7	3.13

*This product is dual-purpose, being both inch and metric.

Metric

Catalog No.	Model No.	Description	Tube Size Capacity (actual O.D.)	Bend Radius	Weight	
			mm	mm	lb.	kg
36942	310M	Lever Bender	10	42	4	1.81
36947	312M		12	42		
36952	314M		14	56	6 $\frac{1}{2}$	2.86
36957	315M		15	56		
36962	31 $\frac{1}{2}$ M*		16	56		
36967	318M		18	72		

*This product is dual-purpose, being both inch and metric.

400 SERIES INSTRUMENT BENDERS

- Designed for bending annealed copper, steel and stainless with a wall thickness less than or equal to 0.06" (1.5 mm) to a maximum of 180°.
- Offset cushion grip handles for comfort when forming 180° bends. A 90° start angle and unique oil-absorbing shoe minimize bending effort while forming accurate bends.
- Inch and metric sizes.

Imperial

Catalog No.	Model No.	Description	Tube Size Capacity (actual O.D.)	Bend Radius	Weight				
			in.	in.	lb.	kg			
36117	403	Lever Bender	$\frac{3}{16}$	$\frac{5}{8}$	1 $\frac{1}{2}$	0.86			
36122	404		$\frac{1}{4}$						
36092	40 $\frac{5}{16}$ M*		$\frac{5}{16}$	1 $\frac{5}{16}$	2 $\frac{3}{4}$	1.18			
36097	406		$\frac{3}{8}$						
36132	408		$\frac{1}{2}$				1 $\frac{1}{2}$	5 $\frac{1}{2}$	2.45

*This product is dual-purpose, being both inch and metric.

Metric

Catalog No.	Model No.	Description	Tube Size Capacity (actual O.D.)	Bend Radius	Weight			
			mm	mm	lb.	kg		
36112	406M	Lever Bender	6	16	1 $\frac{1}{2}$	0.68		
36092	40 $\frac{5}{16}$ M*		8	24	2 $\frac{3}{4}$	1.18		
36102	410M		10	24				
36127	412M		12	38			5 $\frac{1}{2}$	2.45

*This product is dual-purpose, being both inch and metric.



Lever Benders



MODEL 456 TRI-BENDER

- Designed to easily bend three different sizes of soft copper tubing with the same tool. Ideal for plumbing and HVAC applications.
- A 90° start angle minimizes effort required to form a bend. Handy reference marks indicate the angle for quick bends through 90°.

Catalog No.	Model No.	Description	Capacity	Bend Radius	Weight	
			in.	in.	lb.	kg
44852	456	Tri-Bender	1/4, 5/16, 3/8	1.01, 0.98, 0.95	1 1/10	0.48



600 SERIES HEAVY-DUTY INSTRUMENT BENDERS

- The stainless steel specialist!
- High quality bending performance for stainless steel and other hard tubing such as steel and titanium.
- Two-stage design allows for in-place bending from 90° to 180° without ever crossing handles. Lock/unlock with a half turn rotation of the bending handle.
- Extra long 16" (40 cm) handles increase leverage and roll dies in the bending form reduce force needed.
- Vise clamp built into bending form for extra stability.
- Inch and metric sizes.

Imperial

Catalog No.	Model No.	Description	Tube Size Capacity (actual O.D.)	Bend Radius	Weight	
			in.	in.	lb.	kg
38028	603	Heavy-Duty Instrument Bender	3/16	5/8	1 3/4	0.78
38033	604		1/4			0.76
38038	605/608M*		5/16	1 5/16	4	1.84
38043	606		3/8			
38048	608		1/2			

*This product is dual-purpose, being both inch and metric.

Metric

Catalog No.	Model No.	Description	Tube Size Capacity (actual O.D.)	Bend Radius	Weight	
			mm	mm	lb.	kg
38053	606M	Heavy-Duty Instrument Bender	6	16	1 3/4	0.76
38038	605/608M*		8	24		
38058	610M		10	24	4	1.84
38063	612M		12	38		

*This product is dual-purpose, being both inch and metric.

Ratchet Benders



GEARED RATCHET TUBE BENDERS

- High-g geared mechanical ratios bend heavy-wall steel tube (up to 1/8" wall thickness), stainless steel tube (up to 3/32" wall thickness) and hard copper water tube (types K and L).
- Benders produce uniform bends up to 180° with no need to anneal tubing or use special temper grade tubing.
- Reduce bending effort to a minimum.
- Inch and metric sizes.

Catalog No.	Model No.	Radius Bend at Center of Tube		Tube O.D.		Weight	
		in.	mm	in.	mm	lb.	kg
35170	358	3	76	5/8	16	7 1/2	3.25
35175	368	3 3/4	95	3/4	19	13 1/2	6.25
35180	378	3 3/4	95	7/8	22		

Tube Benders



SPRING-TYPE TUBE BENDERS

- Fast free-form bending of soft copper and aluminum tube.
- Inch and metric sizes.

Catalog No.	Model No.	Description	Length		Tube Size Capacity (actual O.D.)		Weight	
			in.	mm	in.	mm	lb.	kg
35245	D-1375	Pack of 6 Spring-Type Benders	10	250	1/4	6	3/8	0.2
35250	D-1376	Pack of 6 Spring-Type Benders	10	250	5/16	8	1	0.5
35255	D-1377	Pack of 6 Spring-Type Benders	10	250	3/8	9		
35260	D-1378	Pack of 6 Spring-Type Benders	12	300	7/16	11	1 1/8	0.8
35265	D-1379	Pack of 6 Spring-Type Benders	12	300	1/2	12	2 5/8	1.2
35270	D-1380	Pack of 6 Spring-Type Benders	12	300	5/8	16	3 1/4	1.5
35275	D-1381	Pack of 6 Spring-Type Benders	12	300	3/4	19	3 3/4	1.7
35280	D-1382	Pack of 6 Spring-Type Benders	12	300	7/8	22	4 1/8	1.9

Spring-Type Bender Sets

Catalog No.	Model No.	Description	Weight	
			lb.	kg
35285	E-5732	Set of 6, 1/4"-5/8" (6 mm - 16 mm)	1 3/4	0.8
35290	E-5734	Set of 8, 1/4"-7/8" (6 mm - 22 mm)	3	1.4

Tube Expanders



MODEL S TUBE EXPANDER

- These single-stage expanders are designed to expand tubing for fast, accurate joints in soft copper, aluminum and soft steel tube without using fittings. The mechanism is free-floating and self-centering.

Catalog No.	Model No.	Description	Weight	
			lb.	kg
15071	S	Tube Expander Tool	1½	0.7
30032	7	Kit with ½", ⅝", ⅞" Heads and Case	6	2.7
34152	8	Kit with ⅜", ½", ¾", 1" Heads and Case	6½	0
58747	-	Replacement Case	3	1.4

Expander Heads – Imperial

Catalog No.	Model No.	Description	Tube Size Capacity (actual O.D.)	Weight
			in.	lb.
10251		Expander Head	⅜	½
10261		Expander Head	½	
10271		Expander Head	⅝	
10281		Expander Head	¾	
10291		Expander Head	⅞	
10301		Expander Head	1	
10311		Expander Head	1⅛	
10321		Expander Head	1¼	
51206		Expander Head	1⅜	
10341		Expander Head	1½	
10351		Expander Head	1⅝	
10361		Expander Head	1¾	

Expander Heads – Metric

Catalog No.	Model No.	Description	Tube Size Capacity (actual O.D.)	Weight
			mm	kg
10371	-	Expander Head	8	0.20
10051	-	Expander Head	10	0.20
10061	-	Expander Head	12	0.20
10071	-	Expander Head	14	0.20
10081	-	Expander Head	15	0.24
10091	-	Expander Head	16	0.24
10101	-	Expander Head	17	0.24
10111	-	Expander Head	18	0.24
10121	-	Expander Head	20	0.24
10131	-	Expander Head	22	0.26
10141	-	Expander Head	28	0.26
10231	-	Expander Head	32	0.30
10241	-	Expander Head	34	0.30
10151	-	Expander Head	35	0.26
10221	-	Expander Head	36	0.26
10201	-	Expander Head	40	0.26
10161	-	Expander Head	42	0.30
10171	-	Expander Head	45	0.30
10211	-	Expander Head	54	0.26

Note: Kit Head sizes are given by Tube O.D.

Swaging Tools



SWAGING TOOLS

- RIDGID® Swaging Tools are quality-made and zinc-plated for accuracy and durability.
- Set of four tools is packaged in handy vinyl pouch.
- Designed for copper, aluminum or brass tubing.
- Inch and metric sizes.

Catalog No.	Model No.	Description	Tube Size Capacity (actual O.D.)		Weight	
			in.	mm	lb.	kg
52420	570	Kit-4 Tools	-	-	1	0.45
52425	562	Swaging Tool	1/4	6	1/8	0.06
52430	563	Swaging Tool	3/8	10	1/4	0.11
52435	564	Swaging Tool	1/2	12	5/16	0.14
52440	565	Swaging Tool	5/8	16	1/2	0.23

Flaring Tools



PRECISION NON-RATCHETING FLARE TOOLS

- This precision tool provides smooth, uniform flares with minimum effort.
- Hardened steel flaring cone, eccentrically mounted in needs bearings, produces rolling action for even metal flow. Gives uniform flare walls without galling.
- Handle clutch releases when flare is complete to iron and smooth flare.
- Inch and metric sizes.

Catalog No.	Model No.	Description	Sizes	Weight	
				lb.	kg
41162	377	37° SAE Flares	3/16, 1/4, 5/16, 3/8, 1/2, 5/8, 3/4"	4	1.6
50257	458MM	45° SAE Flares	3/16, 1/4, 5/16, 3/8, 1/2, 5/8, 3/4"		

Flaring Tools



PRECISION RATCHETING FLARE TOOLS

- Through a wall thickness of 0.035" (0.9 mm).
- Ratcheting handle reduces effort required especially in confined areas
- Improves productivity
- Eccentrically mounting, hardened steel flaring cone
- Handle clutch releases when flare is complete to iron and smooth flare
- Produces 45° flare in sizes from 1/8" - 3/4"

Model 445R

Catalog No.	Model No.	Type	Sizes (in.)	Weight	
				lb.	kg
42153	445R	45° SAE Flares	1/4, 3/8, 1/2, 5/8, 3/4	3 3/10	1.5
83037	458R	45° SAE Flares	1/8, 3/16, 1/4, 5/16, 3/8, 1/2, 5/8, 3/4	3 3/10	1.77
70677	456R	45° R410A Flares	1/4, 5/16, 3/8, 1/2, 5/8, 3/4	3 1/2	1.6



345 MANUAL FLARE TOOLS

- Model 345 is a precision designed tool for producing 45° flares in soft copper, brass, aluminum and mild steel tubing.
- A hardened, smooth cone provides fast, 45° flares either single or double lap.
- A single clamp screw allows easy clamping and removal of tubing.

Catalog No.	Model No.	Description	Sizes (in.)	Weight	
				lb.	kg
23332	345	45° SAE Flares	3/16, 1/4, 5/16, 3/8, 7/16, 1/2, 5/8	2 3/4	1.2
23337	345-DL	45° SAE-(double flares)	Above w/adapters for double lap flares; 3/16, 1/4, 5/16, 3/8, 7/16, 1/2 O.D. Tubing	3	1.3
24797	345/150	45° SAE-(double flares)	No. 345 w/No. 150 Tubing Cutter and Case Kit	3 1/2	1.6
33927	345/150DL	45° SAE Flares	No. 345/DL w/No. 150 Tubing Cutter and Case Kit		
31597	-	-	3/16" Double Lap Adapter	-	-
31602	-	-	1/4" Double Lap Adapter		
31607	-	-	5/16" Double Lap Adapter		
31612	-	-	3/8" Double Lap Adapter		
31617	-	-	1/2" Double Lap Adapter		
31502	-	Case Only	-	-	-

Flaring Tools



HEAVY DUTY FLARE TOOLS

- Also, flares steel, stainless steel, hard copper and brass.
- This precision tool provides smooth, uniform flares with minimum effort
- Hardened steel flaring cone, eccentrically mounted in needle bearings, produces rolling action for even metal flow. Gives uniform flare walls without galling.
- Special ironing features ensures a smooth flare.

Catalog No.	Model No.	Description	Sizes	Weight	
			in.	lb.	kg
41285	375	37° SAE Flares	1/2, 3/8, 3/4, 7/8, 1	6 3/4	3.1
41295	454-W	45° SAE- Nominal Water Tube	3/8, 1/2, 3/4, 1	6 1/4	2.8
41300	455	45° SAE Flares	1/2, 5/8, 3/4, 7/8, 1	6 3/4	3.1



HAMMER-TYPE FLARING TOOLS

- Made of high-grade, hardened steel, these tools have a long nose guide that centers tools for smooth, 45° uniform flares.

Catalog No.	Model No.	Water Tube Size	Water Tube Size	Weight	
		in.	mm	lb.	kg
41315	E-37	3/8	9	3/16	0.1
41320	E-45	1/2	12	1/4	0.2
41325	E-46	5/8	16	3/8	0.2
41330	E-47	3/4	19	1/2	0.3
41335	E-52	1	25	3/4	0.5
41340	E-61	1 1/4	31	1	0.7
41345	E-63	1 1/2	37	1 1/2	1
41350	E-64	2	50	2 1/2	1

Hydraulic Benders



HYDRAULIC BENDERS - TIP-UP WING

- Manual benders are ideal for precision cold bending standard gas pipes up to 3". Versatile, portable benders are ideal for on-site bending, as well as machine construction, boiler making and industrial applications.
- Durable piston seals prevent premature leaks and maximize uptime.
- Longer cylinder stroke per pump and optimized hand force minimizes operator fatigue.
- Bending angle indicators reduce starts, stops and pipe removal to take measurements.
- Single circuit hydraulic system with return spring for better control of the ram and precise bending.
- Pressure relief valve protects the hydraulic system from over-pressurization.
- Supplied in a wooden case and delivered with a set of bending formers for standard gas pipe applications and corner supports.
- Offers the advantage of extra rigidity during the bending process.
- Ideal for on-site applications.

Manually Operated

Catalog No.	Model No.	Description	Capacity (O.D.)	Weight	
			in.	lb.	kg
36518	HB382	HB382 Tip-Up Wing Bender (Manual)	3/8 - 2	158	72
36523	HB383	HB383 Tip-Up Wing Bender (Manual)	3/8 - 3	344	156

RIDGID Hydraulic Benders - Formers and Accessories



Former for Standard Gas Pipe

Catalog No.	Description	Sizes	Radius to Center of Tube	Weight	
		in.	mm	lb.	kg
37223	Former for Gas Pipe 3/8"	3/8	45	2.7	1.1
37228	Former for Gas Pipe 1/2"	1/2	50	3.1	1.4
37233	Former for Gas Pipe 3/4"	3/4	65	6.6	3.0
37238	Former for Gas Pipe 1"	1	100	5.3	2.4
37243	Former for Gas Pipe 1 1/4"	1 1/4	130	5.5	2.5
37248	Former for Gas Pipe 1 1/2"	1 1/2	150	10.4	4.7
37253	Former for Gas Pipe 2"	2	200	14.4	6.5
37258	Former for Gas Pipe 2 1/2"	2 1/2	320	38.2	17.3
37263	Former for Gas Pipe 3"	3	380	39.5	27.0



Accessories for 2" Cap. Hydraulic Benders

Catalog No.	Model No.	Description	Weight	
			lb.	kg
37273		Corner Support Assembly	6.8	3.1
37293	-	Corner Pin	1.5	0.7
38083		Frame	1.1	0.5



Accessories for 3" Cap. Hydraulic Benders

Catalog No.	Model No.	Description	Weight	
			lb.	kg
37278		Corner Support Assembly	0.8	0.4
37298		Pin Fixing	00	00
38078		Frame	80.2	36.5
38568		Extender	-	-



Accessories

Catalog No.	Model No.	Description	Weight	
			lb.	kg
37618		Straightener Former	2.2	1
37813	-	Turnable Tripod (for all models up to 3")	16.5	7.5
37828		Transport Wheel Kit	4.8	2.2







TUBE REPAIR & JOINING

Type	No. of Models	Page
Pressure Test Pump	1	9.2
Soldering Guns	3	9.3
Pipe Freezer	2	9.4
Pipe Thawer	2	9.5

Pressure Test Pump



1450 PRESSURE TEST PUMP

- The Model 1450 Pressure Test Pump tests hydraulically for leaks in installations that are required to be leak proof and will test systems up to 725 PSI. Especially for use in heating, compressed air, refrigeration systems, oil installations, sprinkler systems and other small bore pipe installations.
- Very low effort required to operate.
- Pressure maintained automatically – no valve to be closed manually.
- Filter on inlet and outlet for better reliability.
- Two-stage lever action for fast filling of system and pressurization.
- Volume /stroke: 38 cm³.

SPECIFICATIONS

- **Capacity** – Plastic container with capacity of 13.5 l (water, oil, ethylene glycol)
- **Volume/Stroke** – 38 cm³
- **Includes** – Aluminium and carbon enhanced PTFE piston pump for longer life

Catalog No.	Model No.	Description	Weight	
			lb.	kg
50557	1450	Pressure Test Pump	14	6.5

Soldering Guns



RT-100 ELECTRIC SOLDERING GUN

Flameless soldering in a compact, inexpensive package.

The Model RT-100 Mini Electric Soldering Gun uses electric resistance heating technology to melt solder on copper joints up to 1½". Simply place the carbon tips on the fitting to begin heating the joint and it can be completed in less than 20 seconds. The heat generated through the carbon tips will melt all types of soldering material – 50/50 and 95/5 included – and reach temperatures up to 750°F. Its compact design makes it ideal for reaching tight spots during repair and renovation projects and is extremely portable. The tool is designed with the service plumber in mind.

- Designed for soft soldering (50/50, 95/5 Alloys) ¼" - 1½" Copper Tube.
- Flameless soldering – easy-to-use.
- Specially designed for repair and renovation jobs.

SPECIFICATIONS

- **Cable Length** – Includes six feet of cable
- **Includes** – Built-in handle and cord wrap
- **Approvals** – Approved by CSA to CSA and UL standards (115V only)

Accessories

Catalog No.	Description	Weight	
		lb.	kg
39966	Carbon Tips	¼	0.1
39976	Threaded Studs		
84417	Holster	1	0.4

Catalog No.	Model No.	Description	Weight	
			lb.	kg
69762	RT-100	115V Mini-Pro Soldering Gun	21	9.5



RT-175 ELECTRIC SOLDERING GUN

A safer, flameless alternative to torches.

The Model RT-175 Electric Soldering Gun is a lightweight, rugged electric soldering gun that sweats joints on copper tube up to 3". It operates with standard 115V or 230V power. Simply place the carbon tips on the copper fitting and remove when the solder begins to flow.

- Soft solders ¼" - 3" copper tube.
- Flameless soldering – easy-to-use.

SPECIFICATIONS

- **Cable** – Twelve feet of cable
- **Case** – Fully contained in metal carrying case
- **Approvals** – Approved by CSA to CSA and UL standards (115V only)

Accessories

Catalog No.	Description	Weight	
		lb.	kg
39966	Carbon Tips	0.2	0.1
39976	Threaded Studs		
84417	Holster	1	0.4

Catalog No.	Model No.	Description	Weight	
			lb.	kg
17861	RT-175	230V Professional Solder Gun	33	15
62862		115V Professional Solder Gun		

Pipe Freezers



MODEL SF-2500 SUPERFREEZE

The SuperFreeze Pipe Freezer is an easy-to-use pipe-freezing unit that allows the contractor to keep water systems operating while making repairs. The RIDGID® Model SF-2500 is a mini-refrigeration unit that circulates self-contained refrigerant to its aluminum freeze heads. This forms an ice plug in as little as 6 minutes in ½" (12 mm) copper tube and can be used with up to 2 ½" (65 mm) tube or 2" (50 mm) steel pipe. Once the pipe is plugged, repairs can be made while the ice plug is maintained by the unit. Includes a bottle of specially formulated freeze gel to speed freezing. Apply the gel to freeze heads before placing on pipe.

STANDARD EQUIPMENT

- 65942 – Clamp Bar.
- 69707 – Velcro Straps (Set of 2).
- 69712 – SF-2500R ¾" CTS Bushings (set of 2).
- 69717 – SF-2500R 2" CTS Bushings (set of 2).
- 70652 – SF-2500R 1¼" CTS Bushings (set of 2).
- 60776 – Spray Bottle.

SPECIFICATIONS

- Capacity – Copper tube: ½ - 2 ½" (12 - 65 mm). Steel pipe: ½ - 2" (12 - 50 mm)
- Compressor – Rotary, 230V, 50 Hz, 2.4 amp, 505 Watts
- Refrigerant – R-507
- Hose Length – 2,6 m (5.2 m span)
- Dimensions – 22 7⁄8" (58 cm) x 11" (28 cm) x 14 ½" (37 cm) (L x W x H)

Catalog No.	Model No.	Description	Weight	
			lb.	kg
68967	SF-2500	Pipe Freezing Kit - 115V: ½"-1" Steel Pipe, ½"-2 ½" Copper Tube	55	24.8
68962		Pipe Freezing Kit - 230V Export: ½"-1" Steel Pipe, ½"-2½" Copper Tube		

SF-2500 Accessories

Catalog No.	Description
65942	10 - 32 x 1" Screw (6)
68857	SF-2500R ½" End Adapters (set of 2)
68862	SF-2500R ¾" End Adapters (set of 2)
69707	Velcro Straps (Set of 2)
69712	SF-2500R ¾" CTS Bushings (set of 2)
69717	SF-2500R 2" CTS Bushings (set of 2)
70652	SF-2500R 1¼" CTS Bushings (set of 2)
74946	Cool Gel (1 bottle) 237 ml

SF-2000 Accessories

Catalog No.	Description
68842	SF-2000R ¾" End Adapters (set of 2)
68847	SF-2000R ½" End Adapters (set of 2)

Pipe Thawers



MODELS KT-190 / KT-200 PIPE THAWERS

Models KT-190 and KT-200 Pipe Thawing units provide continuous heating for fast thawing of frozen metal pipes from 1/2" through 1 1/2" (12-36mm). With these lightweight and versatile units, there is no need to dig or tear apart walls. Simply attach the clamps to the metal pipe on each side of the frozen section and the pipe is thawed within minutes.

- **Continuous Operation:** The KT-190 and KT-200 operate continuously without requiring any "cool-down" periods. There is no tripping of the unit or need to turn the unit off during the thawing process. Simply attach the cables to the pipe, turn the unit on and let it do its job – continuously from start to finish.
- **Lightweight:** Weighing under 30 lbs., each unit can be easily transported to the most difficult locations such as attics.
- **Versatile:** The Model KT-190 can be used on lengths of pipe between 15 and 75 feet. With 4 output levels, the Model KT-200 can be used on 4' to 150' lengths of pipe. The Model KT-200's amp meter allows the user to select the proper output level for maximum current draw and minimum thawing time.
- **Powerful:** Both units operate on a standard 115V, 15 amp outlet. The Model KT-190 produces 300 amps and the Model KT-200 produces 250-400 amps of thawing power.
- All these features and more make the Model KT-190 and the Model KT-200 the professional's choice.

SPECIFICATIONS

Model KT-190

- Pipe Capacity – 1/2"-1 1/2" (12-36mm)
- Input Current – 15 Amps
- Minimum Reach – 15' / (4.6m)
- Maximum Reach – 75' / (23m)
- Cable Length – 25' / (7.7m)
- Cable Size – 2 AWG
- Output Amps – 300
- Weight – 25 lbs. (11.4kg)

Model KT-200

- Pipe Capacity – 1/2"-1 1/2" (12-36mm)
- Input Current – 15 Amps
- Minimum Reach – 4' (1.2m)
- Maximum Reach – 150' (46m)
- Cable Length – 25' (7.7m)
- Cable Size – 1/0 AWG
- Output Amps – 250-400
- Weight – 29 lbs. (13.2kg)

Catalog No.	Model No.	Description	Weight	
			lb.	kg
62747	KT-200	Pipe Thawer w/2-25' 1/0 Cables	55	24.95
62802	KT-190	Pipe Thawer w/2-25' #2 Cables	46	21
62662		Cable w/Clamp 25'	13	6
62772	-	Extension Cable 25' #1/0 AWG	11	5
62812		Series Cable 3' #2 AWG	1 1/2	0.6










Press Tools

- Highly engineered to deliver superior quality and durability – backed by the RIDGID® Lifetime Warranty.
- Longest service intervals in the market, for less downtime.
- Features lock-on cycle completion to ensure the same reliable, watertight joint every time.

Type	No. of Models	Pipe Capacity (in.)	Page No.
RP 200-B Compact Inline Cordless	5	1/2 - 1 1/4	10.4
RP 210-B Compact Cordless	4	1/2 - 1 1/4	10.5
RP 340 Standard Cordless or Corded	7	1/2 - 4	10.6
Compact Series Jaws			
ProPress Jaws	4	1/2 - 1 1/4	10.7
PureFlow Jaws	7	3/8 - 1 1/2	10.7
ASTM F 1807 for PEX	4	1/2 - 1 1/4	10.8
Standard Series Jaws			
ProPress Jaws	6	1/2 - 2	10.8
PureFlow Jaws	7	1/2 - 2	10.9
MegaPress	3	1/2 - 1	10.11
Press Rings			
ProPress XL-C	4	2 1/2 - 4	10.9
ProPress	13	1/2 - 2	10.10
MegaPress	3	1 1/4 - 2	10.11
MegaPress Jaws & Press Rings	9	1/2 - 2	10.11
Manual Press Tools	6	1/2 - 1	10.12
PEX-One Battery Crimp Tool	1	1/2 - 1	10.13
PressSnap Soil Pipe Cutter	1	1 1/2 - 4	10.14

Selection Chart

PRESS TOOLS

Compact RP 200-B page 10.4	Jaws	Pressing Rings	Power	Copper/SS Capacity	PEX Capacity	Steel Pipe Capacity	Weight (lb.)	Rotating Barrel	Characteristics
	Compact Series Jaws: • ProPress® (copper & stainless) • Pureflow™ (PEX) • ASTM F 1807 (PEX)	• Compact Series Press Rings (see chart below)	18V Li-Ion battery	½ - 1¼"	¾" - 1½"	–	6.2 with battery	270°	The RP 200-B compact press tool gives contractors another option for a fast and reliable way to join copper, stainless steel and PEX. The inline form of the tool allows access to tighter spaces, enabling press connections in difficult to reach areas.
Compact RP 210-B page 10.5									
	Compact Series Jaws: • ProPress® (copper & stainless) • Pureflow™ (PEX) • ASTM F 1807 (PEX)	• Compact Series Press Rings (see chart below)	18V Li-Ion battery	½ - 1¼"	¾" - 1½"	–	5.9 with battery	270°	The RP 210-B Compact Press Tool from RIDGID is a fast and reliable way to join copper, stainless steel, PEX, and Multilayer fittings. It is 2 inches (5 cm) shorter and 25% lighter than our previous compact tool for more pressing with less fatigue. Now you can do more, with less!
RP 340 page 10.6									Characteristics
	Standard Series Jaws: • ProPress (copper & stainless) • MegaPress (Steel) • Pureflow (PEX)	• XL-C Rings • MegaPress Rings • Standard Series Press Rings: (see chart below)	18V Li-Ion battery	½ - 4"	½ - 2"	½ - 2"	8.5 with battery	180°	30% smaller tool increases maneuverability, 17% lighter tool reduces operator fatigue, 31% longer service interval (up to 42,000 cycles) maximizes uptime. More than 400 presses per charge (with Advanced Lithium 4 Battery). Ultimate flexibility with the ability to switch between battery and AC power on the same tool.
Manual PEX Crimp Tool page 10.12									Characteristics
	• ASTM F 1807 (PEX)	–	–	–	¾" - 1"	–	2.7-3.4	–	Constructed of lightweight, durable polycarbonate E ³⁰ handles, RIDGID PEX Crimp Tools are ideal for making copper crimp ring and stainless steel clamp connections in potable water and radiant heating applications.
PEX-One Battery Crimp Tool page 10.13									Characteristics
	• Mother Jaw with Inserts for ½", ¾" & 1"	–	12V battery; 200 crimps per charge	–	½" - 1" ASTM ½" - 1" PureFlow	–	≤5	–	Lightweight and compact, the PEX-One battery crimp tool offers one-handed operation to make connections easier, especially in the most difficult locations.

PRESS JAWS & RINGS

Compact Series Press Jaws for use with 100B, RP 200-B or RP 210-B								
Compact Series Jaws	¾"	½"	5/8"	¾"	1"	1¼"	1½"	
ProPress (copper & stainless)	–	16958	–	16963	16978	31228	–	
Pureflow (PEX)	17003	17008	19813	17013	17018	22683	22688	
ASTM F 1807 (PEX)	–	22958	–	22968	22973	22978	–	

Standard Series Press Jaws for use with CT400, 320-E, RP 330-B, RP 330-C & RP 340								
Standard Series Jaws	¾"	½"	5/8"	¾"	1"	1¼"	1½"	2"
ProPress (copper & stainless)	–	76652	–	76657	76662	76667	76672	76677
Pureflow (PEX)	–	22653	22658	22663	22668	22673	22678	35343
MegaPress	–	37958	–	37963	37968	–	–	–

Large Diameter Press Rings for use with CT400, 320-E, RP 330-B, RP 330-C & RP 340					
Pressing Rings	Standard Series Actuator Jaw	2½"	3"	4"	2½"-4" Ring Kit with Case
ProPress XL-C (copper and stainless steel fittings)	V2 Actuator 21878	20543	20548	20553	20483

Small Diameter Press Rings for use with CT400, 320-E, RP 330-B, RP 330-C, RP 340, 100B, RP 200-B & RP 210-B								
Actuator Jaw	½"	¾"	1"	1¼"	1½"	2"	For Use With	
V1 28033	27998	28003	28008	28013	–	–	RP 340 RP 330-B RP 330-C 320E CT400	
V2 21878	–	–	–	–	28018	28023	RP 340 RP 330-B RP 330-C 320E CT400	
C1 26163	27998	28003	28008	28013	–	–	100B RP 200-B RP 210-B	

MegaPress Rings for use with CT400, 320-E, RP 330-B, RP 330-C & RP 340				
Pressing Rings	Standard Series Actuator Jaw	1¼"	1½"	2"
MegaPress (Steel)	V2 Actuator 21878	37973	37978	37983

ProPress® is a registered trademark of Viega.
PureFlow™ is a trademark of Viega.

The Fastest, Most Reliable Press Tools

		Compact		Standard
				
Features	Benefits	RIDGID RP 200-B	RIDGID RP 210-B	RIDGID RP 340
Weight (tool and battery)	Lightweight, providing maximum comfort.	6.2 lbs.	5.9 lbs.	8.3 lbs.
Battery	For convenience and maximum portability.	18V Advanced Lithium 2 Battery	18V Advanced Lithium 2 Battery	18V Advanced Lithium 2 Battery
Rotating Barrel	Tool barrel rotates, allowing access into the tightest spaces.	270°	270°	180°
Approximate Cycle Time	Fastest cycle times, providing maximum speed with every connection.	4-5 Seconds	4-5 Seconds	4-5 Seconds
Tool Approval	Third party approval.	N/A	N/A	UL / CSA
Smaller Size Tubing	½" to 1½" copper and stainless steel. ½" to 2" PEX	✓	✓	✓
Larger Size Tubing	1½" to 4" copper and stainless steel. 1½" to 2" PEX			✓
Works with Battery Adapter	Allows flexibility to switch between battery and AC power cord.			✓
Lock-On Cycle Completion	Cycle completes automatically once pressing action begins, ensuring a reliable connection every time.	✓	✓	✓
Auto Ram Retraction	Ram returns to start position automatically, providing maximum speed with every connection.	✓	✓	✓
Jaw Pin Closure Sensor	Prevents cycle from starting if pin is not fully engaged, preventing tool damage.		✓	✓
Automatic Maintenance Reminder & Low Battery Sensor	Automatic calibration reminder to ensure optimal performance. Alerts user to insufficient battery power, providing maximum reliability with every connection.	✓	✓	✓
Warranty	RIDGID® Full Lifetime Warranty.			

Ridgid Tool is the world's Pressing Technology™ leader, making the high-performance. RIDGID tools that drive the speed and reliability of copper, stainless and PEX connections.

Press Tools



RP 200-B PRESS TOOL

The RIDGID® RP 200-B is the newest addition to the press tool line and gives contractors another option for a fast and reliable way to join copper, stainless steel and PEX.

- The inline design allows access into tighter spaces, enabling press connections in difficult to reach areas.
- The tool kit comes standard with two 18V Advanced Lithium 2 batteries that can produce over 200 presses per charge for jobsite efficiency.
- To maximize uptime, large capacity 18V Advanced Lithium 4 batteries are available and can achieve over 400 presses per charge.

SPECIFICATIONS

- Capacity – ½" to 1¼" for copper and stainless steel, ¾" - to 1½" for PEX
- Head Rotation – 270° barrel/jaw swivel
- Battery – 18V Advanced Lithium 2
- Battery Charger – 120V
- Hydraulic Ram Output – 5,400 lbs. (24kN)
- Weight – 6.2 lbs/2.8 kg (with Advanced Lithium 2 battery)
- Operating Temperature Range – +15°F to +122°F (-10°C to 50°C)
- Approximate Cycle Time – 4-5 seconds
- Compatibility – Uses all RIDGID Compact Series pressing attachments

Catalog No.	Model No.	Description	Weight		Std. Pack
			lb.	kg	
43428	RP 200-B	RP 200 Battery Press Tool Kit w/ProPress Jaws (½" – 1 ¼")	26	11.8	1
43433		RP 200 Battery Press Tool Kit w/ProPress Jaws (½" – 1")	24	10.9	
43438		RP 200 Battery Press Tool Kit w/PureFlow PEX Jaws (½", ¾", 1")	16	7.2	
43443		RP 200 Battery Press Tool Kit (No Jaws)	12	5.4	
43448		RP 200 Battery Press Tool Only			

Accessories

Catalog No.	Description	Weight		Std. Pack
		lb.	kg	
43458	Advanced Lithium Battery Charger (N. America)	1.8	0.8	1
44693	18V Advanced Lithium 2.0Ah Battery	1	0.5	
44698	18V Advanced Lithium 4.0Ah Battery	1.5	0.7	
44798	Charger Replacement Cord (N. America)	0.3	0.1	
43453	Carrying Case	1	0.4	
44848	Set of (1) 2.0Ah Battery & (1) 120V Charger	2.8	1.3	
44853	Set of (2) 2.0Ah Batteries & (1) 120V Charger	3.8	1.7	

Standard Equipment

Catalog No. Model No.	43428 RP-200-B	43433 RP-200-B	43438 RP-200-B	43443 RP-200-B
16958 -- ½" Jaw for ProPress	•	•		
16963 -- ¾" Jaw for ProPress	•	•		
16978 -- 1" Jaw for ProPress	•	•		
31128 -- 1¼" Jaw for ProPress	•			
17008 -- ½" Jaw for PureFlow			•	
17013 -- ¾" Jaw for PureFlow			•	
17018 -- 1" Jaw for PureFlow			•	
44693 -- 18V Advanced Lithium 2Ah Battery (2)	•	•	•	•
43458 -- Advanced Lithium Battery Charger (N America)	•	•	•	•
43453 -- Carrying Case	•	•	•	•

Press Tools



RP 210-B PRESS TOOL

The RIDGID® Model RP 210-B Compact Press Tool is a fast and reliable way to join copper, stainless steel, PEX and multilayer fittings. This light and compact tool works great for professionals to connect ½" to 1¼" tubing.

- The longest service interval available for compact press tools (32,000 cycles).
- Powerful 18V Advanced Lithium 2 batteries that maximizes presses per charge for more uptime.
- 270° swiveling barrel to access tight spaces.

SPECIFICATIONS

- Capacity (N. America) – ½" to 1¼" for copper and stainless, ¾" to 1½" for PEX/multilayer
- Head Rotation – 270° barrel/jaw swivel
- Battery – 18V Advanced Lithium 2
- Battery Charger – 115V / 230V
- Hydraulic Ram Output – 5,400 lbs. (24kN)
- Operating Temperature Range – +15° F to +140° F (-10° C - 60° C)
- Approximate Cycle Time – 4-5 seconds
- Weight – 5.9 lbs/2.6 kg (with Advanced Lithium 2 Battery)
- Compatibility – Uses all RIDGID Compact Series pressing attachments

Catalog No.	Model No.	Description	Weight		Std. Pack
			lb.	kg	
31028		RP 210 Battery Press Tool Kit with ProPress Jaws (½" – 1¼")	26	11.8	1
31038	RP	RP 210 Battery Press Tool Kit with PureFlow PEX Jaws (½" – 1")	24	10.8	
31048	210-B	RP 210 Battery Press Tool Kit (No Jaws)	16	7.2	
31053		RP 210 Battery Press Tool Only	12	5.5	

Accessories

Catalog No.	Description	Weight		Std. Pack
		lb.	kg	
31023	Carrying Case	10	4.5	1
43458	Advanced Lithium Battery Charger (N. America)	1.8	0.8	
44693	18V Advanced Lithium 2.0Ah Battery	1	0.5	
44698	18V Advanced Lithium 4.0Ah Battery	1.5	0.7	
44798	Charger Replacement Cord (N. America)	0.3	0.1	
44848	Set of (1) 2.0Ah Battery & (1) 120V Charger	2.8	1.3	
44853	Set of (2) 2.0Ah Batteries & (1) 120V Charger	3.8	1.7	

Standard Equipment

Catalog No. Model No.	31028 RP-210-B	31038 RP-210-B	31048 RP-210-B
16958 – ½" Jaw for ProPress	•		
16963 – ¾" Jaw for ProPress	•		
16978 – 1" Jaw for ProPress	•		
31228 – 1¼" Jaw for ProPress	•		
17008 - ½" Jaw for Pureflow		•	
17013 - ¾" Jaw for Pureflow		•	
17018 - 1" Jaw for Pureflow		•	
44693 – 18V Advanced Lithium 2.0Ah Battery (2)	•	•	•
43458 – Advanced Lithium Battery Charger (N. America)	•	•	•
31023 - Carrying Case	•	•	•

Press Tools



RP 340 PRESS TOOL

Introducing the next generation of RIDGID® Pressing Technology. Built to impress.

- 30% smaller tool increases maneuverability.*
- 17% lighter tool reduces operator fatigue.*
- 31% longer service interval (up to 42,000 cycles) maximizes uptime.*
- More than 400 presses per charge using Advanced Lithium 4 Battery.
- Ultimate flexibility with the ability to switch between battery and AC power on the same tool.**
- LED-light for continued operations in no or low-light environments.

*Versus RP 330-B.

**AC battery adaptor is not available in Australia.

SPECIFICATIONS

- Capacity – ½" to 4" for Copper and Stainless Steel, ½" to 2" for PEX
- Head Rotation – 180° barrel/jaw swivel
- Hydraulic Ram Output – 7,200 lbs. (32kN)
- Weight – 8.3 lbs./3.76 kg with Advanced Lithium 2 battery, 9.5 lbs./4.3 kg with AC power adapter
- Operating Temperature Range – 15°F to 122°F (-10°C to 50°C)
- Approximate Cycle Time – 4-5 seconds
- Longest Service Interval in the Industry – 42,000 cycles
- Compatibility – Uses RIDGID Standard Series pressing jaws and attachments. For use with copper and stainless steel tubing, steel pipe, PEX and cutting soil pipe

Catalog No.	Description	Weight		Std. Pack
		lb.	kg	
43348	RP 340 Battery Press Tool Kit (No Jaws)	19	8.6	1
43353	RP 340 Battery Press Tool Kit w/ProPress Jaws (½"-1")	31	14.1	
43358	RP 340 Battery Press Tool Kit w/ProPress Jaws (½"-2")	51	23.1	
43363	RP 340 Corded Press Tool Kit (No Jaws)	16	7.2	
43368	RP 340 Corded Press Tool Kit w/ProPress Jaws (½"-1")	28	12.7	
43373	RP 340 Corded Press Tool Kit w/ProPress Jaws (½"-2")	48	21.8	
44483	RP 340 Press Tool Only	7.3	3.3	

Accessories

Catalog No.	Description	Weight		Std. Pack
		lb.	kg	
43378	RP 340 Press Tool Carrying Case	8	3.6	1
44693	18V Advanced Lithium 2.0Ah Battery	1	0.5	
44698	18V Advanced Lithium 4.0Ah Battery	1.5	0.7	
43458	Advanced Lithium Battery Charger (N. America)	1.8	0.8	
44798	Charger Replacement Cord (N. America)	0.3	0.1	
44468	120V AC Power Adapter	1	0.4	
44848	Set of (1) 2.0Ah Battery & (1) 120V Charger	2.8	1.3	
44853	Set of (2) 2.0Ah Batteries & (1) 120V Charger	3.8	1.7	

Standard Equipment

Catalog No. Model No.	43348 RP-340-B	43353 RP 340-B	43358 RP 340-B	43363 RP 340-C	43368 RP 340-C	43373 RP 340-C
76652 – ½" Jaw for ProPress		•	•		•	•
76657 – ¾" Jaw for ProPress		•	•		•	•
76662 – 1" Jaw for ProPress		•	•		•	•
76667 – 1¼" Jaw for ProPress			•			•
76672 – 1½" Jaw for ProPress			•			•
76677 – 2" Jaw for ProPress			•			•
44693 – 18V Advanced Lithium 2Ah Battery (2)	•	•	•			
43458 – Advanced Lithium Battery Charger (N America)	•	•	•			
44468 – 120V AC Power Adapter				•	•	•
43378 – Carrying Case	•	•	•	•	•	•

Compact Series Press Jaws



COMPACT SERIES JAWS FOR PROPRESS® SYSTEM

For use with RIDGID Compact Press Tools (100-B, 200-B, 210-B).

- 40% lighter and 33% smaller than Standard Series Jaws enabling them to fit into tight spaces.
- Designed in conjunction with the ProPress system fittings, ensuring total system compatibility.
- Compatible only with RIDGID Compact Series pressing tools (100-B, RP 200-B, RP 210-B).

SPECIFICATIONS

- Capacity – ProPress (copper) ½" - 1¼"

Catalog No.	Description	Weight		Std. Pack
		lb.	kg	
16958	½" Jaw for ProPress	2½	1.13	1
16963	¾" Jaw for ProPress			
16978	1" Jaw for ProPress			
31228	1¼" Jaw for ProPress			



COMPACT SERIES JAWS FOR PUREFLOW™ SYSTEM

- For use with RIDGID® Compact Press Tools (100-B, 200-B, 210-B).
- 40% lighter and 33% smaller than Standard Series Jaws enabling them to fit into tight spaces.
- Designed in conjunction with the Viega PureFlow system and PEX Press fittings, ensuring total system compatibility.
- Compatible only with RIDGID Compact Series pressing tools (100-B, RP 200-B, RP 210-B).

SPECIFICATIONS

- Capacity – PureFlow (PEX) ⅜" - 1½"

Catalog No.	Description	Weight		Std. Pack
		lb.	kg	
17003	⅜" Jaw for Pureflow	2½	1.13	1
17008	½" Jaw for Pureflow			
17013	1" Jaw for Pureflow			
17018	1" Jaw for Pureflow			
19813	⅝" Jaw for Pureflow			
22683	1¼" Jaw for Pureflow			
22688	1½" Jaw for Pureflow			

Compact Series Press Jaws



COMPACT SERIES ASTM F 1807 JAWS (FOR PEX TUBING)

For use with RIDGID® Compact Press Tools (100-B, 200-B, 210-B).

- Increased speed and reliability with PEX tubing connections.
- In 4 sizes: ½", ¾", 1" and 1¼".
- Eliminates user fatigue, perfect for larger sizes of PEX tubing where manual tools can require a great deal of force.
- Increased versatility of RIDGID Compact 100-B, 200-B and 210-B Pressing Tools. Same 100-B, 200-B and 210-B tool used to join copper tubing (with different pressing jaws).
- Pressing jaws never require calibration unlike manual crimp tools.

SPECIFICATIONS

- Application – ASTM F 1807 black copper crimp rings and insert fittings

Catalog No.	Description	Weight		Std. Pack
		lb.	kg	
22958	½" ASTM F 1807 Jaws	2½	1.13	1
22968	¾" ASTM F 1807 Jaws			
22973	1" ASTM F 1807 Jaws			
22978	1¼" ASTM F 1807 Jaws			

Standard Series Press Jaws



STANDARD SERIES JAWS FOR PROPRESS® SYSTEM

For Use With Standard Series Press Tools (CT400, 320-E, RP 330-B, RP 330-C, RP 340).

- Designed in conjunction with the ProPress System fittings, ensuring total system compatibility.
- Compatible only with RIDGID Standard Series pressing tools.
- Backed by full RIDGID Lifetime Warranty.

SPECIFICATIONS

- Capacity – ProPress (copper) ½" - 2"

Catalog No.	Description	Weight		Std. Pack
		lb.	kg	
76652	½" Jaw for ProPress	4	1.81	1
76657	¾" Jaw for ProPress	4¼	1.92	
76662	1" Jaw for ProPress	4½	2.04	
76667	1¼" Jaw for ProPress	4¾	2.15	
76672	1½" Jaw for ProPress	6½	2.94	
76677	2" Jaw for ProPress	10	4.53	

Standard Series Press Jaws



STANDARD SERIES JAWS FOR PUREFLOW™ SYSTEM

For use with Standard Series Press Tools (CT400, 320-E, RP 330-B, RP 330-C, RP 340).

- Designed in conjunction with the Viega PureFlow system and PEX Press fittings, ensuring total system compatibility.
- Compatible only with RIDGID® Standard Series pressing tools.

SPECIFICATIONS

- Capacity – PureFlow (PEX) ½"-2"

Catalog No.	Description	Weight		Std. Pack
		lb.	kg	
22653	½" Jaw for PureFlow	4	1.81	1
22658	⅝" Jaw for PureFlow	4¼	1.92	
22663	¾" Jaw for PureFlow	4½	2.04	
22668	1" Jaw for PureFlow	4¾	2.15	
22673	1¼" Jaw for PureFlow	6½	2.94	
22678	1½" Jaw for PureFlow	10	4.53	
35343	2" Jaw for Pureflow			

Press Rings



STANDARD SERIES PROGRESS® XL-C™ RINGS

For use with ProPress XL-C (copper fittings) and XL-S (stainless steel fittings).

- Patented ring design to make pressed connections for 2½" - 4" copper or stainless steel tube.
- XL-C Rings and V2 Actuator Jaw include patented swiveling feature that allows the tool to connect to the ring at any angle relative to the tubing be placed +/- 90°, relative to the tubing being pressed, allowing greater access in tight spaces.
- Designed in conjunction with the ProPress XL-C fittings, ensuring total system compatibility.
- Compatible only with RIDGID® Standard Series pressing tools (CT-400, 320-E, RP 330-B, RP 330-C, or RP 340).
- V2 Actuator Jaw features new jaw identification clips, for fast, easy identification of the appropriate pressing jaw.

SPECIFICATIONS

- Capacity – 2½" - 4" copper or stainless steel tubing

Catalog No.	Model No.	Description	Weight		Std. Pack
			lb.	kg	
20483		2½" to 4" Rings, Actuator and Case Complete	40¼	18.2	1
20543	XL-C	2½" Press Ring	6	2.72	
20548		3" Press Ring	9¾	4.42	
20553		4" Press Ring	11¾	5.32	
21878	V2	V2 Press Ring Actuator	6¾	3.03	
21103	XL-C	XL-C Carrying Case Only	7¾	3.51	

Standard Equipment

Catalog No. Model No.	20438 XL-C/S
20543 - 2½" Press Ring	•
20548 - 3" Press Ring	•
20553 - 4" Press Ring	•
21103 - XL-C Carrying Case	•
21878 - V2 Press Ring Actuator For Standard RIDGID Tools	•

Press Rings



RINGS FOR PROGRESS®

ProPress® rings permit access in tighter spaces and serve as an excellent complement to your RIDGID® jaw sets. The swivel actuator allows a press tool to be placed +/-90° to the tube being pressed!

- Designed in conjunction with the ProPress system fittings, ensuring total system compatibility.
- V1 and V2 Kits are designed for use with RIDGID Standard Press Tools (CT-400, 320-E, RP 330-B, RP 330-C, or RP 340).
- C1 Compact Kits are designed for RIDGID Compact press tools (100-B, RP 200-B, RP 210-B).
- Standard Kit includes: Press rings, actuator and carrying case.

SPECIFICATIONS

- Capacity – ½" to 2" copper and stainless steel tubing

Kits

Catalog No.	Model No.	Description	Weight		Std. Pack
			lb.	kg	
27423	V1	V1 Kit, ½" – 1¼" Ring	10¾	4.87	1
27428	V2	V2 Kit, 1½" – 2" Ring	13¾	5.89	
28043	C1	C1 Kit, ½" – 1¼" Ring	8⅞	3.75	
28048	V1/C1	V1/C1 Combo Kit, ½" – 1¼" Ring	12⅞	5.45	

Rings

Catalog No.	Model No.	Description	Weight		Std. Pack
			lb.	kg	
27998	V1/C1	½" Press Ring For ProPress	½	0.22	1
28003		¾" Press Ring For ProPress	¾	0.34	
28008		1" Press Ring For ProPress	1	0.45	
28013		1¼" Press Ring For ProPress	1	0.45	
28018	V2	1½" Press Ring For ProPress	1½	0.68	
28023		2" Press Ring For ProPress	2	0.9	

Actuators

Catalog No.	Model No.	Description	Weight		Std. Pack
			lb.	kg	
28033	V1	V1 Actuator	4⅞	2.15	1
21878	V2	V2 Press Ring Actuator	6¾	3.03	
26163	C1	C1 Actuator	2⅞	1.03	

Accessories

Catalog No.	Model No.	Description	Weight		Std. Pack
			lb.	kg	
28028	V1/C1	Carrying Case #1 for ½" – 1¼"	3	1.36	1
28038	V2	Carrying Case #2 for 1½" – 2"			

Kit Standard Equipment

Catalog No. Model No.	27423 V1	27428 V2	28043 C1	28048 V1/C1
27998 - ½" Press Ring For ProPress	•		•	•
28003 - ¾" Press Ring For ProPress	•		•	•
28008 - 1" Press Ring For ProPress	•		•	•
28013 - 1¼" Press Ring For ProPress	•		•	•
28018 - 1½" Press Ring For ProPress		•		
28023 - 2" Press Ring For ProPress		•		
28033 - V1 Actuator	•			•
26163 - C1 Actuator			•	•
21878 - V2 Press Ring Actuator For Standard RIDGID Tools		•		
28028 - Carrying Case #1 for ½" – 1¼"	•		•	•
28038 - Carrying Case #2 for 1½" – 2"		•		

MegaPress® Jaws & Rings



MEGAPRESS® JAWS AND RINGS

MegaPress jaws and rings join ½" to 2" commercially available black iron pipe schedules 5 through 40 when used with RIDGID® Standard Press Tools (CT-400, 320-E, RP 330-B, RP 330-C or RP 340) and Viega® MegaPress fittings.

- Press connections can be made on a "wet" system.
- Flameless system eliminates the need for hot work permits.

SPECIFICATIONS

- Application – For use with Viega MegaPress and MegaPressG fittings
- Capacity – ½" to 2" commercially available black iron pipe



Catalog No.	Description	Weight		Std. Pack
		lb.	kg	
48553	½" to 2" MegaPress Kit	48½	22	1
48558	½" to 1" MegaPress Kit	23⅓	10.5	

Jaws

Catalog No.	Description	Weight		Std. Pack
		lb.	kg	
37958	½" MegaPress Jaw	4¾	2.2	1
37963	¾" MegaPress Jaw	5¼	2.4	
37968	1" MegaPress Jaw	6¾	3.1	

Rings & Actuator

Catalog No.	Description	Weight		Std. Pack
		lb.	kg	
21878	V2 Press Ring Actuator	6¾	3	1
37973	1¼" MegaPress Ring	6	2.7	
37978	1½" MegaPress Rings	6½	2.9	
37983	2" MegaPress Ring	6	2.7	

Accessories

Catalog No.	Description	Weight		Std. Pack
		lb.	kg	
38008	Abrasive Strips (Box of 10) - ½" - ¾"	¼	0.01	1
38003	Abrasive Strips (Box of 10) - 1" - 2"		0.02	
37988	1¼" to 2" MegaPress End Prep Tool	2¼	1.04	
37993	½" to 1" MegaPress End Prep Tool	1½	0.72	
48563	MegaPress Carrying Case	6¾	2.9	

Standard Equipment

Catalog No.	48553	48558
Actuator, V2	•	
37958 - ½" MegaPress Jaw	•	•
37963 - ¾" MegaPress Jaw	•	•
37968 - 1" MegaPress Jaw	•	•
37973 - 1¼" MegaPress Ring	•	
37978 - 1½" MegaPress Ring	•	
37983 - 2" MegaPress Ring	•	
48563 - MegaPress Carrying Case	•	•

Manual Press Tools



ASTM F 1807
Traditional PEX Crimp Tool



ASTM F 1807
Close Quarters PEX Crimp Tool



ASTM F 1807
PEX Combo Tool

ASTM F 1807 PEX CRIMP TOOLS

RIDGID® Traditional and Close Quarter crimp tools are the right choices for ASTM F1807 fittings.

TRADITIONAL ASTM F1807 PEX CRIMP TOOLS

RIDGID Traditional PEX Crimp Tools are available from ½" to 1" and are ideal for making PEX tubing connections in potable water and radiant heating applications. Over 20% lighter than other traditional-style crimp tools, these tools feature E3 ergonomic handles and come standard with a Go/No-Go gauge.

- For use with ASTM F1807 black copper crimp ring system for PEX tubing.
- Over 20% lighter than traditional PEX crimp tools.
- Up To 33% less force required to produce a crimp, compared to traditional PEX crimp tools.
- Compact tool length for access to tight spaces.
- Four tools available in (3) sizes: ½", ¾", 1" and a Combo ½" and ¾" Tool.
- Easily adjustable lock screw for tool calibration.
- All tools come with a Go/No-Go gauge.

CLOSE QUARTERS ASTM F1807 PEX CRIMP TOOLS

Close Quarters Manual PEX Crimp Tools have handle openings up to 71% smaller than traditional PEX crimp tools, you can maneuver into tight spaces with ease. You'll always be prepared with a built-in Go/No-Go gauge – an exclusive feature with RIDGID crimp tools.

- For use with ASTM F1807 copper crimp ring PEX tubing connections.
- Durable, glass-filled polycarbonate E3™ (Expert Engineered Ergonomics) handles provide increased comfort.
- Available in ½" and ¾" sizes.
- Easily adjustable cam for tool calibration.
- Integrated Go/No-Go Gauge folds into handle for easy storage.

SPECIFICATIONS

- Application – ASTM F 1807 black copper crimp ring system

Traditional Tools

Catalog No.	Description	Length	Length	Weight		Std. Pack
		in.	mm	lb.	kg	
23448	½" PEX Crimp Tool	14¼	361.95	2⅞	1.24	1
23458	¾" PEX Crimp Tool	14¾	374.65			
23463	1" PEX Crimp Tool	15¼	387.35	3	1.36	
23468	½" & ¾" PEX Combo Tool	15½	393.7	3½	1.58	

Close Quarter Tools

Catalog No.	Description	Weight		Std. Pack
		lb.	kg	
43853	½" Close Quarters Manual PEX Crimp Tools	2⅞	0.95	1
43858	¾" Close Quarters Manual PEX Crimp Tools	2⅞	1.04	

Accessories

Catalog No.	Description	Weight		Std. Pack
		lb.	kg	
23478	1" ASTM F 1807 Gauge	1	0.45	1
29583	¾" - 1" ASTM F 1807 Gauge			

PEX-One Battery Crimp Tool

NEW


PEX-ONE BATTERY OPERATED PEX TOOL

The newest addition to the RIDGID Crimp Tool line, the PEX-One Battery Operated Crimp Tool incorporates a design that is light and compact. With its one-handed operation, the PEX-One tool makes connections easier – especially in the most difficult locations. It comes with quick, interchangeable ½", ¾" and 1" PureFlow® or ASTM F1807 dies.

- Lightweight – 5 lbs.
- One tool for three sizes of PEX.
- One-handed operation for fast, easy connections.
- Minimal hand force required, operates at the pull of the trigger.
- Fits in tight spaces.
- High quality work bag designed for the PEX-One Tool, accessories and fittings.

SPECIFICATIONS

- Capacity – ½"-1" ASTM; ½"-1" PureFlow
- Jaw Type – Mother jaw with inserts for ½", ¾" & 1"
- Speed – Approximately 5 seconds per crimp
- Weight – 5 lbs.
- Battery Life – Approximately 150 crimps per charge
- Tool Life – 20,000 crimps

Catalog No.	Description	Weight		Std. Pack
		lb.	kg	
54253	Kit, PEX-One ASTM	10	4.53	1
56558	Kit, PEX-One PureFlow	10	4.53	1
56483	½ - 1 PureFlow Dies Set, PEX-One	1	0.45	1
56568	½ - 1 ASTM Dies Set, PEX-One	1	0.45	1
56573	½" ASTM Die, PEX-One	0.4	0.18	2
56578	¾" ASTM Die, PEX-One	0.3	0.13	2
56583	1" ASTM Die, PEX-One	0.3	0.13	2
56588	½" PureFlow Die, PEX-One	0.4	0.18	2
56593	¾" PureFlow Die, PEX-One	0.3	0.13	2
56598	1" PureFlow Die, PEX-One	0.3	0.13	2
56603	Die Caddy, PEX-One	0.2	0.09	1
56608	RIDGID Bag, 20", Soft-Sided	3.4	1.54	1
56638	Tool, PEX-One Tool Only	5	2.26	1

Press Snap™ Soil Pipe Cutter



PRESS SNAP™ SOIL PIPE CUTTER

The Press Snap™ Soil Pipe Cutter expands the capabilities of RIDGID® standard press tools by providing a fast and easy way to cut cast iron soil pipe. Without lengthy lever arms used by traditional soil pipe cutters, improved access is a snap. Simply connect the Press Snap cutter to a RIDGID press tool, wrap the chain around the pipe, and press.

- The Press Snap was ranked as one of Supply House Times' Top Products!
- No lengthy lever arms.
- Eliminates the need to score the pipe.
- Completes the cut in seconds.

SPECIFICATIONS

- Compatibility – Attaches to all RIDGID® Standard press tools (CT-400, 320-E, RP 330-B, RP 330-C, or RP 340)
- Capacity – Cuts 1½" to 4" no hub & service-weight soil pipe
- Standard Kit – Press Snap Cutter, case and operator's manual

Catalog No.	Description	Weight		Std. Pack
		lb.	kg	
34403	Press Snap Soil Pipe Cutter Kit	12	5.44	1
34678	Case, Press Snap Soil Pipe Cutter	3¾	1.54	



ELECTRICAL TOOLS

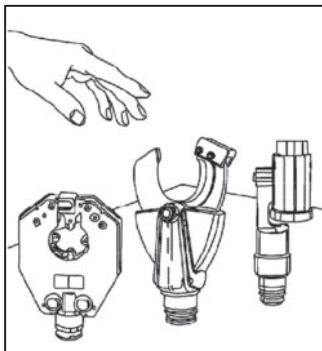
- Battery-powered 3-in-1 electrical tool features interchangeable heads to cut wire, crimp lugs and punch holes.
- Lightest and easiest to use manual hydraulic crimp tools feature patent-pending RIDGID® RapidAdvance™ System.
- Ergonomic cable cutters offer highest quality long lasting blades.

Type	Page
RE 6 Electrical Tool	11.3
Interchangeable Heads	11.4-11.6
- Cutting Heads Cu/Al & ACSR	11.4
- Crimping Heads	11.4
- Swiv-L-Punch™ Knockout Punchhead & Accessories	11.6
Knockout Kits	11.7
Knockout Sets	11.8
Manual Hydraulic Crimp Tools	11.9
Ratchet Cable Cutters	11.10
Manual Cable Cutters	11.10
Cable Trimmers	11.11
Conduit Benders	11.12

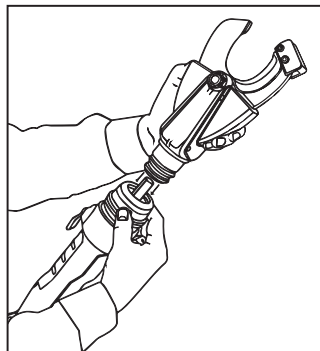
The RIDGID® QuickChange System™




How the RIDGID® QuickChange System™ Works



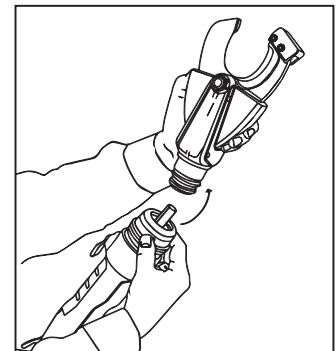
1. Select the appropriate interchangeable head for the job.



2. Pull back the collar and insert the head until you hear a click confirming the connection.



3. Complete the job—cut, crimp or punch.



4. Remove the head by pulling the movable collar toward the base of the tool.

Electrical Tools



RE 6 ELECTRICAL TOOL

Introducing the world's most versatile electrical tool, that features the innovative 3-in-1 QuickChange System™.

- Interchangeable heads allow for the tool to be customized to meet individual needs - cut wire, crimp lugs and punch boxes with one tool.
- Inline design for easy, one-handed operation even in tight spots.
- Built-in sensors and LED indicators ensure tool performance, monitor battery life and indicate when the tool requires service.
- 3-in-1 tool saves valuable cargo space and eliminates trips back and forth to the truck searching for different tools.

SPECIFICATIONS

- Six ton hydraulic force output to cut and crimp up to 750 kcmil (MCM) and knockout punch up to 4"
- Automatic ram retraction when cutting and crimping
- 360° head rotation increases maneuverability
- Bright white LED workspace illumination light
- Rubber overmolded grips for comfort and control
- Nylon straps allow easy tethering or hoisting
- Approximate Cycle Time – 5 seconds
- Industry-leading service interval – 32,000 cycles
- Temperature limits – 15-122°F / 10-50°C



Catalog No.	Description	No of Heads	Cut SC-60 Cu/AL	Cut SC-60 ACSR	Crimp 4P-6	Crimp LR-60B	Punch PH-60C	Weight	
								lb.	kg
52093	RE 6 Cut, Crimp, & Punch Kit	3	X	-	X	-	X	37.3	16.9
56508	RE 6 Cut, Crimp, & Punch Kit	3	X	-	-	X	X	36.8	16.7
52098	RE 6 Cut & Crimp Kit	2	X	-	X	-	-	31.4	14.2
56498	RE 6 Cut & Crimp Kit	2	X	-	-	X	-	30.9	14
56488	RE 6 Cut & Crimp Kit	2	-	X	X	-	-	31.4	14.2
52113	RE 6 Cut & Punch Kit	2	X	-	-	-	X	31.5	14.3
52118	RE 6 Crimp & Punch Kit	2	-	-	X	-	X	32.6	14.8
52108	RE 6 Cut Only Kit (Cu/Al Blades)	1	X	-	-	-	-	25.6	11.6
52133	RE 6 Cut Only Kit (ACSR Blades)	1	-	X	-	-	-	25.6	11.6
52103	RE 6 Crimp Only Kit	1	-	-	X	-	-	26.6	12.1
56503	RE 6 Crimp Only Kit	1	-	-	-	X	-	25.6	11.6
52123	RE 6 Punch Only Kit	1	-	-	-	-	X	26.8	12.2
52088	RE 6 Tool Only Kit (No Heads)	0	-	-	-	-	-	20.8	9.4

RE 6 Kits include (2) 18V Advanced Lithium Ion batteries, charger and heavy-duty case.



Accessories

Catalog No.	Description	Weight	
		lb.	kg
46818	RE 6 Electrical Tool Only	5.5	2.5
52083	RE 6 Electrical Tool Case Only	11.3	5.1
44693	18V Advanced Lithium 2.0Ah Battery	1	0.5
44698	18V Advanced Lithium 4.0Ah Battery	1.5	0.7
43458	Advanced Lithium Battery Charger (N. America)	1.8	0.8
44798	Charger Replacement Cord (N. America)	0.3	0.1

Interchangeable Heads

Each Interchangeable Head is compatible with the exclusive QuickChange System™ and offers 360 degree head rotation for increased maneuverability into tight spaces.



47918 CU/Al
Cutting Head

CU/AL SCISSOR CUTTING HEAD

Designed for cutting up to 750 kcmil (MCM) copper/aluminum building wire and 500 kcmil (MCM) copper fine stranded wire.

- Made from a high-strength steel alloy to increase durability and lifespan of scissor cutter head.

Catalog No.	Model No.	Description	Weight	
			lb.	kg
47918	SC-60C	SC-60C Cutter Head with Copper/Aluminum Wire Blades	4.7	2.1
47923	-	SC-60C Replacement Blades for Cu/Al Wire	1.1	0.5



49408 ACSR
Cutting Head

ACSR SCISSOR CUTTING HEAD

Designed for cutting up to 477 kcmil (MCM) ACSR.

- Made from a high-strength steel alloy to increase durability and lifespan of scissor cutter head.

Catalog No.	Model No.	Description	Weight	
			lb.	kg
49408	SC-60C	SC-60C Cutter Head with ACSR Blades	4.7	2.1
47928	-	SC-60C Replacement Blades for ACSR	1.1	0.5



4PIN™ DIELESS CRIMP HEAD

The 4PIN Dieless Crimp Head is classified to UL 1976 for copper connectors and wire from #8AWG to 750 kcmil (MCM) and aluminum connectors and wire from #8AWG to 500 kcmil (MCM).

- Eliminate the risk of losing dies or crimping with mismatched dies.

Catalog No.	Model No.	Description	Weight	
			lb.	kg
52283	4P-6	4PIN Dieless Crimp Head Only	5.8	2.6

*For the most up to date RIDGID Crimp Die/Electrical Connector Compatibility Charts, go to www.RIDGID.com/CrimpDies.

Interchangeable Heads

Each Interchangeable Head is compatible with the exclusive QuickChange System™ and offers 360 degree head rotation for increased maneuverability into tight spaces.

NEW



LR-60B LATCHING ROUND CRIMP HEAD

- Slim, compact head design allows tool access to tight spaces.
- Quick release latching system for maximum efficiency.
- Crimp dies quickly snap into head – no push button or adapters to change dies
- Classified to UL 1976 for copper connectors and wire from #8AWG to 600 kcmil (MCM) and aluminum connectors and wire from #8AWG to 350 kcmil (MCM).
- Compatible with 6 Ton dies from RIDGID and other manufacturers*.
- LR60B designed for 6 Ton U Dies ONLY.

Catalog No.	Model No.	Description	Weight	
			lb.	kg
47753	LR-60B	Latching Round Crimp Head Only	5.3	2.4

*For the most up to date RIDGID Crimp Die/Electrical Connector Compatibility Charts, go to www.RIDGID.com/CrimpDies.



6 TON CRIMPING DIES

- Dies clearly marked with color codes to easily match with proper lug.
- Fully closing hex crimp profile.

Catalog No.	Description
53548	6T Copper Round Die Set
<i>Individual dies that come in set, listed below</i>	
53628	DIE, 6T RD CU 600
53623	DIE, 6T RD CU 500
53618	DIE, 6T RD CU 400
53613	DIE, 6T RD CU 350
53608	DIE, 6T RD CU 300
53603	DIE, 6T RD CU 250
53598	DIE, 6T RD CU 4/0
53593	DIE, 6T RD CU 3/0
53588	DIE, 6T RD CU 2/0
53583	DIE, 6T RD CU 1/0
53578	DIE, 6T RD CU #1
53573	DIE, 6T RD CU #2
53568	DIE, 6T RD CU #4
53563	DIE, 6T RD CU #6
53558	DIE, 6T RD CU #8

Catalog No.	Description
53553	6T Copper Round Die Set
<i>Individual dies that come in set, listed below</i>	
53688	DIE, 6T RD AL 350
53683	DIE, 6T RD AL 300
53678	DIE, 6T RD AL 250
53673	DIE, 6T RD AL 4/0
53668	DIE, 6T RD AL 3/0
53663	DIE, 6T RD AL 2/0
53658	DIE, 6T RD AL 1/0
53653	DIE, 6T RD AL #1
53648	DIE, 6T RD AL #2
53643	DIE, 6T RD AL #4
53638	DIE, 6T RD AL #6
53633	DIE, 6T RD AL #8

*For the most up to date RIDGID Crimp Die/Electrical Connector Compatibility Charts, go to www.RIDGID.com/CrimpDies.

Interchangeable Heads

Each Interchangeable Head is compatible with the exclusive QuickChange System™ and offers 360 degree head rotation for increased maneuverability into tight spaces.



SWIV-L-PUNCH™ KNOCKOUT PUNCH HEAD

- Effortlessly punch up to 4" holes in mild and stainless steel without burdensome ratcheting or pumping.
- Head can be rotated to virtually any orientation to access tight spaces.
- Compatible with knockout punch dies from RIDGID® and other manufacturers (sold separately).

Catalog No.	Model No.	Description	Weight	Weight
			lb.	kg
52078	PH-60C	Swiv-L-Punch™ Knockout Punch Head Only	4.6	2.1

Punch Capacity

	Mild Steel	Stainless Steel
Up to 2"	10 Gauge	12 Gauge
2" to 5"	12 Gauge	14 Gauge

Accessories

Catalog No.	Model No.	Description	Weight	Weight
			lb.	kg
52278		Swiv-L-Punch™ Accessory Kit (Draw Bolts, Spacers, Thread Adapter)	1.2	0.5
52378		Step Drill Bit – Swiv-L-Punch™ Accessory	0.1	0.1
52368		¾" Draw Stud – Swiv-L-Punch™ Accessory	0.5	0.2
52373		3/8" Draw Stud – Swiv-L-Punch™ Accessory	0.2	0.1
52383		¾" To 1-1/8" Thread Adapter – Swiv-L-Punch™ Accessory	0.2	0.1
52388		Spacer Set – Swiv-L-Punch™ Accessory	0.3	0.1

Knockout Kits



MANUAL KNOCKOUT KITS

Hardened alloy steel drive screws equipped with H-D ball bearings provide ease of operation and long life. Double end ratchet wrench included in Model R739BB provides speed and convenience.

- Precision-ground 3-point punch/die sets. Capacity to 2" in 10 gauge mild or 12 gauge stainless steel.
- H-D ball bearing drive screws.
- Sets include durable ABS storage case.
- Three kits available, including deluxe ratchet drive.

Catalog No.	Model No.	Description	Weight		Std. Pack
			lb.	kg	
31787	R735BB	½"-1 ¼" Ball Bearing Kit w/Case	6¼	2.8	1
31792	R737BB	1 ½"-2" Ball Bearing Kit w/Case	7½	3.3	
31797	R739BB	½"-2" Ball Bearing Kit w/Ratchet Wrench & Case	11	5	

Accessories

Catalog No.	Model No.	Description	Weight		Std. Pack
			lb.	kg	
31802		3/8" Ball Bearing Bolt	1	0.4	3
31807	-	¾" Ball Bearing Bolt	1¾	0.7	2
31817		5/8" x 1" Ratchet Wrench	1½		1



HYDRAULIC KNOCKOUT KITS

- Combines ease of hydraulic operation and precision-ground knockouts to provide clean, quick holes. Available with foot or hand pumps.
- Precision-ground 3-point punch/die sets. Capacity to 4" in 12 gauge mild or 14 gauge stainless steel.
- Powerful 11-ton hydraulic ram.
- Pumps equipped with internal safety relief valve.
- Ram and pump equipped with quick disconnect couplers.

Catalog No.	Model No.	Description	Weight		Std. Pack
			lb.	kg	
23477	HKO-186	½"-2" Hydraulic Kit w/Hand Pump (Includes 2 Draw Bolts, Draw Bar, Spacers, 3" Hose)	31¾	14.3	1
24587	HKO-1810	½"-4" Hydraulic Kit w/Hand Pump	61¼	27.7	

Accessories

Catalog No.	Model No.	Description	Weight		Std. Pack
			lb.	kg	
17597		¾" Draw Bolt (F/Hyd Sets ¾"-4" P/D)	2¼	1	1
17602		¾" Draw Bolt (F/Hyd Sets ½" P/D)	½	0.2	
21847		3" Hyd Hose (Hand Pump)	3	1.4	
21857		10" Hyd Hose (Foot Pump)	7	3.2	
24537	8R111S	Ram (Same Ram - All Sets)	6¼	2.8	
24542	H-18	Hand Pump with Elbow	10	4.5	
24582	-	Spacer Group (Inc. Long, Med., Short Spacer)	1¼	0.5	

Knockout Sets



NO. KOPD-52

- 1/2"-2" punch and die set with case.
- Wave-shaped die makes for effortless removal of coupon.
- Precision-ground 3-point punches.
- Capacity up to 2" 10 gauge mild or 12 gauge stainless steel.
- Tool steel tough dies.
- Sturdy case.

Catalog No.	Description
23487	No. KOPD-52 Set with 1/2", 3/4", 1", 1 1/4", 1 1/2", 2" Punches and Dies and Case

Knockout Punches

Catalog No.	Conduit Size No.	Actual Hole Size		Punch Weight	
	in.	in.	mm	lb.	kg
17497	1/2	7/8	22.5	1/2	0.2
17502	3/4	1 1/8	28.3		
17507	1	1 3/8	34.6	3/4	0.3
17512	1 1/4	1 11/16	43.3	1 1/4	0.6
17517	1 1/2	1 13/16	49.7	2 1/4	1
17522	2	2 7/16	61.8	4	1.8

Knockout Punch Dies

Catalog No.	Conduit Size No.	Actual Hole Size		Die Weight	
	in.	in.	mm	lb.	kg
17547	1/2	7/8	22.5	1	0.5
17552	3/4	1 1/8	28.3	3/4	0.3
17557	1	1 3/8	34.6	1	0.5
17562	1 1/4	1 11/16	43.3	1 1/2	0.7
17567	1 1/2	1 13/16	49.7	2	0.9
17572	2	2 7/16	61.8	3 1/4	1.5



NO. KOPD-254

- 2 1/2"-4" punch and die set with case.
- Wave-shaped die makes for effortless removal of coupon.
- Precision-ground 3-point punches.
- Capacity up to 4" 12 gauge mild or 14 gauge stainless steel.
- Tool steel tough dies.
- Sturdy case.

Catalog No.	Description
23492	No. KOPD-254 Set with 2 1/2", 3", 3 1/2", 4" Punches and Dies and Case

Knockout Punches

Catalog No.	Conduit Size No.	Actual Hole Size		Punch Weight	
	in.	in.	mm	lb.	kg
17527	2 1/2	2 15/16	74.4	3 1/4	1.5
17532	3	3 9/16	90.6	5	2.3
17537	3 1/2	4 1/16	103.2	3 1/4	1.5
17542	4	4 9/16	116	5	2.3

Knockout Punch Dies

Catalog No.	Conduit Size No.	Actual Hole Size		Die Weight	
	in.	in.	mm	lb.	kg
17577	2 1/2	2 15/16	74.4	3 1/4	1.5
17582	3	3 9/16	90.6	5 1/4	2.4
17587	3 1/2	4 1/16	103.2	3	1.4
17592	4	4 9/16	116	4 1/4	1.9

Manual Hydraulic Crimp Tools

NEW


RE 12-M MANUAL HYDRAULIC CRIMP TOOL

Introducing the world's lightest and easiest-to-use 12-Ton Manual Hydraulic Crimp Tool featuring the patent-pending RIDGID® RapidAdvance System™.

- Lightest 12-ton tool on the market*, for more portability and ease of use.
- Unique RIDGID® RapidAdvance System™ that quickly engages even the smallest connectors in just two pumps.
- Low handle force reduces hand strain and operator fatigue.
- Industry-exclusive head stand allows for one-person, one-handed operation.
- Classified to UL 1976 for copper connectors and wire up to 1000 Kcmil and aluminum connectors and wire up to 750 Kcmil.
- Compatible with 12 Ton dies from RIDGID and other manufacturers†
- 13 slots for crimping dies in the carrying case with special die slot decals for quick die identification and retrieval.

Catalog No.	Description	Weight	
		lb.	kg
48373	RE 12-M Crimp Tool Kit**	25	11.3
48983	RE 12-M Crimp Tool Only (no case)	11 $\frac{1}{2}$	5.3
48973	RE 12-M Case	9 $\frac{7}{10}$	4.4
48988	Manual Hydraulic Crimp Tool Head Stand	-	0.28

* Among commonly used C-frame style manual hydraulic crimp tools.

** Kit Includes: RE 12-M, Headstand and Case. Dies sold separately.

† For the most up to date RIDGID Crimp Die/Electrical Connector Compatibility Charts, go to www.RIDGID.com/CrimpDies.



12 TON CRIMPING DIES

- Dies clearly marked with color codes to easily match with proper lug.
- Fully closing hex crimp profile.

Catalog No.	Description
52583	12T Copper Round Die Set
<i>Individual dies that come in the set, listed below</i>	
52423	12T Copper #8 AWG Round Die
52428	12T Copper #6 AWG Round Die
52433	12T Copper #4 AWG Round Die
52438	12T Copper #2 AWG Round Die
52443	12T Copper #1 AWG Round Die
52448	12T Copper 1/0 AWG Round Die
52453	12T Copper 2/0 AWG Round Die
52458	12T Copper 3/0 AWG Round Die
52463	12T Copper 4/0 AWG Round Die
52468	12T Copper 250 kcmil Round Die
52473	12T Copper 300 kcmil Round Die
52478	12T Copper 350 kcmil Round Die
52483	12T Copper 400 kcmil Round Die
52488	12T Copper 500 kcmil Round Die
52493	12T Copper 600 kcmil Round Die
52498	12T Copper 750 kcmil Round Die

Catalog No.	Description
52588	12T Aluminum Round Die Set
<i>Individual dies that come in the set, listed below</i>	
52503	12T Aluminum #8 AWG Round Die
52508	12T Aluminum #6 AWG Round Die
52513	12T Aluminum #4 AWG Round Die
52518	12T Aluminum #2 AWG Round Die
52523	12T Aluminum #1 AWG Round Die
52528	12T Aluminum 1/0 AWG Round Die
52533	12T Aluminum 2/0 AWG Round Die
52538	12T Aluminum 3/0 AWG Round Die
52543	12T Aluminum 4/0 AWG Round Die
52548	12T Aluminum 250 kcmil Round Die
52553	12T Aluminum 300 kcmil Round Die
52558	12T Aluminum 350 kcmil Round Die
52563	12T Aluminum 400 kcmil Round Die
52568	12T Aluminum 500 kcmil Round Die
52573	12T Aluminum 600 kcmil Round Die
52578	12T Aluminum 750 kcmil Round Die

† For the most up to date RIDGID Crimp Die/Electrical Connector Compatibility Charts, go to www.RIDGID.com/CrimpDies.

Ratchet Cable Cutters

NEW

RATCHET CABLE CUTTERS

- Unique ratcheting mechanism makes for easier cuts.
- Highest quality blades for maximum durability and longest lifetime.
- Blades can be released at any point during cutting cycle.
- Light-weight and compact design for ergonomic use.
- Lock/unlock mechanism to secure tool when not in use.



RC-40



RC-70



RC-55

Catalog No	Model No	Copper Capacity		Aluminum Capacity		Length		Weight	
		Max	Frequent Use	Max	Frequent Use	in	mm	lbs	kgs
54288	RC-40	600 MCM	500MCM	750 MCM	600 MCM	9.4	240	1.5	0.7
54293	RC-55	750MCM	600 MCM	1000 MCM	750 MCM	12.2	310	3.3	1.5
54298	RC-70	1000 MCM	1000 MCM	1000 MCM	1000 MCM	21.7	550	6.4	2.9

Manual Cable Cutters

MANUAL CABLE CUTTERS

- Sickle-shaped, rounded blades assure precise cutting.
- Highest quality blades for maximum durability and longest lifetime.
- Light-weight and compact design for ergonomic use.
- Robust design with impact resistant coated and hardened handles.



MC-50



MC-30

Catalog No	Model No	Copper/ Aluminum Max Capacity	Length		Weight	
			in	mm	lbs	kgs
54278	MC-30	500MCM	20.7	525	3.1	1.4
54283	MC-50	1000MCM	30.3	770	6.6	3

Cable Trimmers



NO. 87 ACSR CABLE TRIMMER

RIGID® Model 87 ACSR Cable Trimmer for fast, accurate cable splice preparation.

- Trims 85 sizes of ACSR cable from 8 AWG to 1,780,000 circular mils (C.M.).
- Bushings for 9 popular cable sizes from 1/0 AWG through 1,780,000 C.M. available from stock.
- The operation of the tool is similar to that of a conventional tubing cutter.
- The bushing holder, cutter and handy carrying case are sold as one unit.
- Case contains storage sockets for 11 bushings. Twelfth bushing is stored in holder.

Catalog No.	Model No.	Description	Weight	
			lb.	kg
54135	87	ACSR Cable Trimmer, includes Bushing Holder, Cutter, and Carrying Case	9½	4.3
54270	E-4695	Cutter Wheel	1	0.02

Standard Available Bushing Sizes

Catalog No.	Bushing No.	Code Name	A.W.G. or C.M.	No. of Strands
54975	E-5900	Raven	1/0	6/1
54440	E-5761	Quail	2/0	
54445	E-5762	Pigeon	3/0	
54450	E-5763	Penguin	4/0	26/7
54465	E-5766	Partridge	266800	
54480	E-5769	Linnet	336400	
54490	E-5771	Chickadee	397500	18/1
54500	E-5773	Ibis	397500	26/7
54505	E-5774	Lark	397500	30/7
54515	E-5776	Flicker	477000	24/7
54520	E-5777	Hawk	477000	26/7
54535	E-5780	Parakeet	556500	24/7
54540	E-5781	Dove	556500	26/7
54580	E-5789	Grosbeak	636000	
54625	E-5800	Drake	795000	
54630	E-5801	Mallard	795000	30/19
54650	E-5805	Rail	954000	45/7
54655	E-5806	Cardinal	954000	54/7
54695	E-5815	Pheasant	1272000	54/19

Other sizes from 8 AWG through 1,780,000 C.M. on request.

Conduit Benders



HEAVY-WALL CONDUIT BENDERS

Designed for the larger sizes of heavy-wall conduit. This bender has hardened teeth for slip-resistant grip.

- Extra-long supporting socket minimizes handle breakage.
- Notch in radius protects conduit threads.
- Handles not included.

Catalog No.	Model No.	Capacity		Weight	
		in.	mm	lb.	kg
35230	B-1709	1/2 - 1/2	12 - 12	2 ⁵ / ₈	1.2
35235	B-1711	1/2 - 3/4	12 - 19	2 ³ / ₄	1.3
35240	B-1712	1 - 1 ¹ / ₄	25 - 32	7 ³ / ₄	3.5

Handles not included.



THIN-WALL CONDUIT BENDERS

Made of cast iron, these tools have exceptionally smooth side walls which grip conduit snugly to minimize distortion.

- Bending grooves conform to Standard Code Radii. Marks indicate 30°, 45°, 60° and 90° bends.
- Handles not included.

Catalog No.	Model No.	Description	Weight	
			lb.	kg
35215	B-1677	Bends 1/2" (12 mm) Thin-Wall Conduit to 4" (100 mm) Inside Radius	2 ¹ / ₂	1.1
35220	B-1678	Bends 3/4" (19 mm) Thin-Wall and 1/2" (12 mm) Heavy-Wall Conduit to 5" (127 mm) Inside Radius	4 ¹ / ₂	2
35225	B-1679	Bends 1" (25 mm) Thin-Wall and 3/4" (19 mm) Heavy-Wall Conduit to 6 1/2" (165 mm) Inside Radius	8 ¹ / ₂	3.9

Handles not included.

DIAGNOSTICS, INSPECTION & LOCATING

RIDGID® diagnostics offer products that set the standard in ruggedness and durability with the technology needed to finish a job. These products include:

- RIDGID SeeSnake® video inspection systems that are the standard for reliability and maneuverability.
- The NaviTrack® II and the NaviTrack Scout® locators that are the easiest to learn and use. Ideal for locating sondes.
- RIDGID hand-held inspection cameras that diagnose and solve problems in tight spaces.
- RIDGID hand-held diagnostic equipment that provides simple, quick and accurate readings.



Drain & Sewer Video Inspection	Pipe Diameter (in.)	Cable Length (ft.)	Page No.	
SeeSnake Mini/Self-Leveling Mini	1½ - 6	200	12.6	
SeeSnake Standard/Self-Leveling	2 - 12	325	12.7	
SeeSnake Max rM200	1½ - 8	165 to 200	12.8	
SeeSnake Compact2	1½ - 6	100	12.9	
SeeSnake microDrain™	1¼ - 3	65	12.10	
SeeSnake microReel™	1½ - 5	100	12.11	
SeeSnake nanoReel™	¾ - 2	85	12.12	
CrossChek™	1¾ - 3	–	12.13	
Monitors & Recorders	–	–	12.14-12.18	
Digital Interfaces			Page No.	
Laptop Interface			12.19	
Inspection Software & Business Tools			12.20-12.21	
Hand-Held Video Inspection	Cable Length (ft.)	Camera Diameter (in.)	Page No.	
micro CA-25	3	0.7	12.22	
micro CA-100	3-30	0.7	12.23	
micro CA-300	3-30	0.7	12.24	
Accessories			12.25	
Hand-Held Diagnostics			Page No.	
micro IR-200 Non-Contact Infrared Thermometer			12.26	
micro LM-100 Laser Distance Meter			12.27	
micro LM-400 Advanced Laser Distance Meter			12.28	
micro CD-100 Combustible Gas Detector			12.29	
Locating				
Index/Selection			12.30-12.31	
Utility Locating	No. of Frequencies			Page No.
	Passive	Line Trace	Sonde	
SeekTech® SR-20	5	4	7	12.32
SeekTech® SR-24	4	4	7	12.33
SeekTech® SR-60	5	8	7	12.34
Transmitters	–	–	–	12.35-12.36
Plumbing Locating	No. of Frequencies			Page No.
	Passive	Line Trace	Sonde	
MR-10 Magnetic Locator	–	–	–	12.37
NaviTrack® II	1	6	7	12.37
NaviTrack Scout®	1	3	4	12.38
Transmitters	–	–	–	12.39-12.40

RIDGID® tools are profit machines. Each one gives you the easy-to-use features needed to get the job done right and quickly to increase job profitability. You can depend on the high quality they provide for long service life to optimize your investment. You can also depend on RIDGID to offer a wide selection of complementary choices and options to help your business attract new customers and keep old ones to grow your business volume.

From our popular line of SeeSnake® video inspection systems and digital visualization tools, SeekTech® and NaviTrack® utility and plumbing locators, and hand-held diagnostic tools – we offer the tools to help you increase revenues. See it for yourself.



See It

VIDEO INSPECTION EQUIPMENT

No matter what you need to see into, around or behind, there is a RIDGID® inspection system available. With a wide selection of cameras, push cables, reels and monitors, there is a system that meets your needs. Each one is easy to use and durable – traits that you have come to expect from RIDGID.


See More Starting on Page 12.6.

Record & Share It

DIGITAL RECORDING, STORING AND SHARING

Recording and sharing inspection videos to streamline record keeping, communication with customers and collaboration has never been easier. Now you can view, store and share inspection videos on DVD, on a laptop, or on the Internet. More ways that RIDGID helps increase profitability, professionalism and efficiency.

See More Starting on Page 12.14.



Manage It

HARDWARE AND SOFTWARE DIGITAL TOOLS

A laptop interface for your SeeSnake® inspection system, powerful and full-function SeeSnake HQ inspection software are all available to increase productivity and profitability.

See More Starting on Page 12.19.

Diagnose It

HAND-HELD MEASUREMENT TOOLS

You can depend on RIDGID® diagnostic tools to provide the features and ease-of-use you need to speed a variety of measurement jobs. Each one includes easy-to-read LCD backlit displays that are designed to be easily seen indoors and outdoors.

See More Starting on Page 12.22.

Find It

LOCATING EQUIPMENT

A full line of RIDGID® locators and transmitters are available to meet your needs for fast and accurate identification of buried electric, cable, water, gas, oil, telecom, drain and sewer utilities. Each one is easy to use, offers the flexibility to meet various needs and is an ideal complement to RIDGID® video inspection equipment.

See More Starting on Page 12.30.

Selection Overview

SeeSnake® REEL AND CAMERA SELECTION

For inspecting lines ¾" to 12" in diameter, there is no better choice than a SeeSnake cable reel and camera system. Each one offers ease-of-use, application-matched features and unmatched durability and longevity.

	SeeSnake Mini		SeeSnake		SeeSnake Max rM200A	SeeSnake Max rM200B	SeeSnake Compact2	SeeSnake microDrain™ D30/D65S	SeeSnake microReel™ L100/L100C	SeeSnake nanoReel N85S
	Mini Color Reel	Self-Leveling	Standard	Self-Leveling						
										
	14063	48488	14053	13988	42348	47528	48093	37468	35183	40008
Applications	Industrial	Industrial	Industrial	Industrial	Industrial	Industrial	Main Drain Lines	Toilets / Sinks / Lines	Lateral Drain Lines	HVAC/Utilities
Page Number	12.6	12.6	12.7	12.7	12.8	12.8	12.9	12.10	12.11	12.12
Line Capacity	1½" to 8" 3.8 to 20.3 cm	1½" to 8" 3.8 to 20.3 cm	2" – 12" 5 – 30 cm	2" – 12" 5 – 30 cm	1½" to 8" 3.8 to 20.3 cm	2½" to 8" 5.1 to 20.3 cm	1½" – 6" 3.8 to 15.2 cm	1" – 3" 32 – 76 mm	1½" – 4" 3.8 – 10.2 cm	¾" – 2" 1.90 – 5.08 cm
Maximum Run	200' / 61 m	200' / 61 m	325' / 99 m	325' / 99 m	200' / 61 m	165' / 50 m	100' / 30.48 m	65' / 20 m	100' / 30.48 m	85' / 25.9 m
Sonde Transmitter	512 Hz	512 Hz	512 Hz	512 Hz	512 Hz	512 Hz	512 Hz	Optional 512 Hz	512 Hz	512 Hz
Distance Measurement	Built-In Counter	Built-In Counter	Built-In Counter	Built-In Counter	Built-In Counter	Built-In Counter	–	–	Optional	–
Mechanical										
Weight (Excl Monitor)	24.5 lbs / 11.1 kg (reel)	24.5 lbs / 11.1 kg (reel)	53 lbs. / 19.5 kg	53 lbs. / 19.5 kg	36.3 lbs / 16.5 kg (reel)	39.2 lbs / 17.8 kg (reel)	16.6 lbs / 7.5 kg (reel)	8.6 lbs / 3.9 kg or 9.8 lbs. / 4.4 kg	10.3 lbs / 4.7 kg	9.5 lb / 4.1 kg
Reel Frame Diameter	20" / 51 cm	20" / 51 cm	32" / 81 cm	32" / 81 cm	20" / 51 cm	20" / 51 cm	14" / 35.6 cm	12.75" / 32 cm	12.75" / 32 cm	12.75" / 32 cm
Camera Diameter	1.18" / 30 mm	1.18" / 30 mm	1.365" / 35 mm	1.365" / 35 mm	1" / 25 mm	1" / 25 mm	1" / 25 mm	.87" / 22 mm	.98" / 25 mm	.61" / 15.5 mm
Camera Length	1.68" / 42 mm	1.68" / 42 mm	1.68" / 42 mm	1.94" / 48 mm	1" / 26 mm	1.25" / 32 mm	1.68" / 42 mm	0.87" / 22 mm	1.48 / 38 mm	.88" / 22.5 mm
Push Cable Diameter	.31" / 8 mm	.31" / 8 mm	.44" / 11 mm	.44" / 11 mm	.30" / 7.6 mm	.40" / 9 mm	.26" / 6.6 mm	.33" / 8.3 mm	.26" / 6.6 mm	.25" / 6.3 mm
Environmental										
Operating Temperature	32° to 104° F	32° to 104° F	32° to 104° F	32° to 104° F	-40° to 130° F	-40° to 130° F	32° to 104° F	32° to 115° F	32° to 115° F	32° to 115° F
Waterproof Depth	330' / 100 m	330' / 100 m	330' / 100 m	330' / 100 m	225' / 69 m	225' / 69 m	225' / 69 m	266' / 81 m	266' / 81 m	225' / 69 m
Video Resolution	656(H) x 492(V)	656(H) x 492(V)	656(H) x 492(V)	656(H) x 492(V)	656(H) x 492(V)	656(H) x 492(V)	656(H) x 492(V)	656(H) x 492(V)	656(H) x 492(V)	656(H) x 492(V)
Number of Pixels	323K	323K	323K	323K	323K	323K	323K	323K	323K	323K
Lighting	6 LEDs	18 LEDs	6 LEDs	18 LEDs	6 LEDs	6 LEDs	6 LEDs	6 LEDs	6 LEDs	3 High Flux LEDs

MONITORING AND RECORDING SELECTION

Innovation describes the line of RIDGID® monitors and recorders. The DVDPak monitor, for example, features a sunlight readable display and DVD recording in a very compact package. Or, there's the micro CA-300 camera. It is a full-function monitor and recording tool for SeeSnake microDrain and microReel reels, yet it can be used with a cable-mounted camera to inspect areas as small as ¾".








	SeeSnake DVD	CS10	CS6Pak	CS6	CS65	CS65x	micro CA-300 Camera
							
	32673	39338	45163	45143	48123	54363	37888
Page Number	12.14	12.15	12.16	12.16	12.17	12.17	12.23
Recording Capability	Built in DVD	Digital Video / Images	Digital Video / Images	Digital Video / Images	Digital Video / Images	Digital Video / Images	Digital Video / Images
Screen Size	5.7" LCD	12.1" LCD	5.7" LCD	5.7" LCD	6.5" Color LCD	6.5" Color LCD	3.5" Color TFT
Screen Type	LCD	LCD	LCD	LCD	LCD	LCD	TFT
Battery	18 V LI	1 or 2 18V LI	18 V LI	18 V LI	18 V LI	18 V LI	3.7 V LI
Battery Runtime	2.5 to 3 hrs	4.5 hrs (2 batteries)	2.5 to 3 hrs	2.5 to 3 hrs	2.5 to 3 hrs	2.5 to 3 hrs	4 hrs
Integrated Line Trace	Yes	Yes	Yes	Yes	Yes	Yes	–
Sonde Control 512Hz	Push Button	Push Button	Push Button	Push Button	Push Button	Push Button	Yes
Lighting Controls	10 Level Digital	10 Level Digital	10 Level Digital	10 Level Digital	10 Level Digital	10 Level Digital	4 Level Digital
Screen Operating Range	32° F to 104° F	32° F to 104° F	32° F to 104° F	32° F to 104° F	14° F to 122° F	14° F to 122° F	32° F to 113° F
Recorder Operating Range	5° F to 95° F	14° F to 158° F	14° F to 158° F	14° F to 158° F	-4° F to 140° F	-4° F to 140° F	32° F to 113° F
Resolution	320 x 240	640 x 480	720 x 480	720 x 480	640 x 480	640 x 480	320 x 240

Common Video Inspection Configurations – As Easy As 1, 2, 3

STEP 1: PICK YOUR REEL

SeeSnake Mini/ Self-Leveling Lines 1.5" - 6" / 200' Length	Standard SeeSnake Lines 2"-12" / 325' Length	SeeSnake Max rM200 Lines 1.5"-6" / 200' Length	microReel Lines 1.5"-4" / 100' Length	microDrain Lines 1"-3" / 65' Length	nanoReel Lines 3/4"-2" / 85' Length
14063 200' Mini Color Reel 48488 200' Color Self-Leveling Reel	14053 200' Color Reel 14058 325' Color Reel 13988 200' Self-Leveling Color Reel 13998 325' Self-Leveling Color Reel	42348 rM200A Reel, SeeSnake MAX rM200A w/D2A Drum 47528 rM200B Reel, SeeSnake MAX rM200B w/D2B Drum	35183 Sonde, Counter, SeeSnake Version 35188 Sonde, Counter, micro CA-300 Handheld Version	37468 Sonde, SeeSnake Monitor Version 37473 Sonde, micro CA-300 Handheld Version	40008 nanoReel N85S
					

STEP 2: PICK YOUR MONITOR

SeeSnake DVD Pak2 5.7" LCD, DVD w/Video Out 18V Battery Power	CS10 12.1" LCD, Digital Video/ Images	SeeSnake CS6Pak 5.7" LCD, Digital Video/ Images	SeeSnake CS6 5.7" LCD w/Video Out 18V Battery Power	TIONmicro CA-300 Handheld Digital Recording & Monitoring (microDrain, microReel & nanoReel)	CS65 Digital Reporting Monitor	CS65x Digital Reporting Monitor
33198 DVD Pak2 with Battery & Charger	31338 CS10 with Battery & Charger	45158 CS6Pak with Battery & Charger	45138 CS6 with Battery & Charger	37888 micro CA-300 with Battery & Charger	48133 CS65 with Battery & Charger	55978 CS65x with Battery & Charger
						

STEP 3: PICK YOUR RECORDING ACCESSORY

LT1000 Laptop Interface Use Your Laptop to Monitor, Record & Report
35983 LT1000 or 36663 LT1000M with Battery & Charger


(TOOLTIP)

RIDGID® Drain Cleaning Equipment – No matter what you need in a drain cleaning machine, there is a RIDGID product just right for you. From sink machines to drum, sectional, rodder and water jet machines, you can depend on RIDGID to have the right tool and accessories to meet your exact needs. Visit www.RIDGID.com for more information.

Reels & Cameras



SeeSnake® MINI VIDEO INSPECTION SYSTEM

The SeeSnake Mini video inspection system offers unmatched reliability and performance in a ruggedized package. The Mini is now also available with a durable self-leveling camera head.

- 1 ½" to 8" (3.8 to 20.3 cm) Lines up to 200' (61 m).
- Ideal for where portability and maneuverability are crucial including multi-story buildings, rooftops, confined areas, etc.
- delivers crisp, clear, always upright in-pipe images.
- locate a point of interest during a pipe inspection.
- stands up to the rigors of a variety of demanding jobsites.
- pushes farther and tackles a wide range of lateral and mainline applications.

SPECIFICATIONS

- Line Capacity – 1 ½" to 8" (3.8 to 20.3 cm)
- Maximum Run – 200' (61m)
- Sonde–512 Hz
- Weight (without monitor) – 24.5 lbs. (11,1 kg)
- Reel Frame Diameter – 20" (51 cm)
- Camera Diameter – 1.18" (30 mm)
- Camera Length – 1.68" (42 mm)
- Push Cable Diameter – .31" (8 mm)
- Operating Temperature – -4° to 104°F (-20° to 40°C)
- Waterproof Depth – 330' (100 m)
- Video Resolution – 656(H) x 492(V)
- Number of Pixels – 323K
- Lighting – 6 LEDs or 18 LEDs (for self-leveling model)

Catalog No.	Description	Weight	
		lb.	kg
14063	200' Mini Color Reel (NTSC)	24.5	11.1
48488	200' Color Self-Leveling Reel (NTSC)		

Accessories

Catalog No.	Description	Weight	
		lb.	kg
15828	Mini-SeeSnake Flexmitter	1	0
17558	Color Spanner Wrench	0.2	0.1
31753	Count Plus Cable Counter	-	
67307	SeeSnake Interconnect Cord 33/10' (10 m/3 m)	1.1	0.5
67312	101 mm Star Guide, Fits 30 mm Camera (pkg. of 20)	0.7	0.3
93392	Mini Guide Hoop, Pkg of 4	0.2	0.1
97462	60 mm Pipe Guide, Fits 30 mm Camera (pkg. of 6)	0.4	0.2

Replacement Parts

Catalog No.	Description
12248	18" System Cable with Dubbing Block
14083	Color Camera Head - NTSC (115V)
67322	100' (30 m) Mini SeeSnake Push Cable Assembly
67327	200' (61 m) SeeSnake Push Cable Assembly
48533	Color Self-Leveling Camera Head (NTSC)

Reels & Cameras



SeeSnake® STANDARD CAMERA

SeeSnake video inspection systems offer unmatched reliability and performance in a ruggedized package. Each system offers:

- Choose SeeSnake standard camera or the self-leveling cameras for always upright images.
- 100% hardened stainless steel camera head spring assembly for optimum durability.
- Rugged, high-intensity lights for exceptional viewing and long life.
- Flexible transmitters make locating easy and are compatible with RIDGID® locators.
- Can be used with any SeeSnake monitor or recorder.
- 2" to 12" (5 – 30 cm) Lines up to 325' (99 m).
- Wide pipe diameter capacity range makes this system ideal for a wide range of inspection needs.

SPECIFICATIONS

- Line Capacity – 2" - 12" (5-30cm)
- Maximum Run – 325' (99m)
- Sonde – 512 Hz
- Weight – 53 lbs. (19.5 kg)
- Reel Frame Diameter – 32" (81 cm)
- Camera Diameter – 1.365" (35 mm)
- Camera Length – 1.68" (42 mm)
- Push Cable Diameter – .44" (11 mm)
- Operating Temperature – -4° to 104°F (-20° to 40°C)
- Waterproof Depth – 330' (100 m)
- Video Resolution – 656(H) x 492(V)

Catalog No.	Description	Weight	
		lb.	kg
14053	200' Color Reel (NTSC)	42	19
14058	325' Color Reel (NTSC)	53	24
13988	200' Self-Leveling Color Reel (NTSC)	42	19
13998	325' Self-Leveling Color Reel (NTSC)	53	24

Accessories

Catalog No.	Description	Weight	
		lb.	kg
15323	SeeSnake Flexible In-Line Transmitter	0.6	0.3
17563	Color Spanner Wrench		
31753	Count Plus Cable Counter		
64497	75 mm Star Guide, Fits 35 mm Camera (pkg. of 20)		
64502	150 mm Star Guide, Fits 35 mm Camera (pkg. of 10)		
64627	SeeSnake Interconnect Cord – 33/10' (10 m / 3m)"		
93387	SeeSnake Guide Hoop, Pkg of 4		
97832	SeeSnake 3" (75 mm) Roller Dolly		
97852	85 mm Pipe Guide, Fits 35 mm Camera (pkg. of 10)		

Replacement Parts

Catalog No.	Description
12248	18" System Cable with Dubbing Block
14078	Color Camera Head – NTSC (115V)
48543	Color Self-Leveling Camera Head – NTSC (115V)
64607	200' (61 m) SeeSnake Push Cable Assembly
64612	325' (99 m) Standard SeeSnake Push Cable Assembly

Reels & Cameras



SeeSnake® MAX rM200 SERIES

The rM200 Camera System combines portability with the versatility of the D2 drum series, offering different combinations of push cable stiffness and spring flexibility to tackle any inspection job.

INTERCHANGEABILITY

- The D2 drum series currently consists of the D2A and D2B drums.
- The rM200 comes with your choice of drum.
- Either drum can be purchased separately.
- Own them both to quickly and easily interchange drums for on-the-job flexibility.

PUSHABILITY

- Drums feature different push cable lengths, diameters, stiffness and springs.
- Chose the drum that enables you to easily negotiate turns and tees – there's a drum that's right for you!

PORTABILITY

- Easy to transport with wheels or carry handle.
- Dock the CS6, CS65 or CS65x digital monitor for convenient transport, operation and storage.

SPECIFICATIONS

rM200A

- Pipe Capacity (when used with a 5" (12.5 cm) pipe guide). – 1.5" to 8" (3.8 cm to 20.3 cm)
- Push Cable Length – 200' (61 m)
- Diameter – 0.3" (0.76 cm)
- Fiberglass Core Diameter – 0.14" (0.36 cm)
- Minimum Bend Radius – 2.8" (7.1 cm)
- System Weight – 36.3 lbs. (16.5 kg)
- Drum Weight – 16.4 lbs. (7.4kg)
- Drum Diameter – 17" (43.2 cm)
- Camera View – Self-leveling
- Length – 1" (2.6 cm)
- Diameter – 1" (2.5 cm)
- Light – 6 LEDs
- Sonde Frequency – 512 Hz
- Resolution – NTSC 656 x 492 pixels; PAL 768 x 576 pixels
- Spring Assembly Type – Single. Length, 12" (30.8 cm)

rM200B

- Pipe Capacity (when used with a 5" (12.5 cm) pipe guide). – 2" to 8" (5.1 cm to 20.3 cm)
- Push Cable Length – 165' (50 m)
- Diameter – 0.35" (0.90 cm)
- Fiberglass Core Diameter – 0.18" (0.45 cm)
- Minimum Bend Radius – 3.5" (8.9 cm)
- System Weight – 39.2 lbs. (17.8 kg)
- Drum Weight – 19.2 lbs. (8.7kg)
- Drum Diameter – 17" (43.2 cm)
- Camera View – Self-leveling
- Length – 1" (2.6 cm)
- Diameter – 1" (2.5 cm)
- Light – 6 LEDs
- Sonde Frequency – 512 Hz
- Resolution – NTSC 656 x 492 pixels; PAL 768 x 576 pixels
- Spring Assembly Type – Dual nested. Length, 17" (43.3 cm)

Accessories

Catalog No.	Description
35338	45 mm Pipe Guide, Fits 25 mm Camera (pkg. of 2)
40598	60 mm Pipe Guide, Fits 25 mm Camera (pkg. of 2)
46708	85 mm Pipe Guide, Fits 25 mm Camera (pkg. of 2)
46713	125 mm Pipe Guide, Fits 25 mm Camera (pkg. of 2)
47793	36 mm Pipe Guide, Fits 25 mm Camera (pkg. of 1)

Replacement Parts

Catalog No.	Description
43138	RM200 Camera Head NTSC

Catalog No.	Model No.	Description	Weight	
			lb.	kg
42348	rM200A	Reel, SeeSnake MAX rM200A w/D2A Drum	36 3/10	16.5
47528	rM200B	Reel, SeeSnake MAX rM200B w/D2B Drum	39 1/5	17.8
47538	rM200	Drum, rM200 D2B	19 1/5	8.7
47548	rM200	Drum, rM200 D2A	16 2/5	7.4

Reels & Cameras



SeeSnake® COMPACT2 CAMERA SYSTEM

Small Footprint, Big Performance

Big performance in a compact, durable package. Designed to inspect lines from 1.5" to 6" (3.8 cm to 15.2 cm), the Compact2 includes a 100' (30 m) push cable, 1" (2.5 cm) self-leveling camera head and sonde.

DESIGNED FOR THE CS6PAK

Snap the CS6Pak digital recording monitor into the Compact2 docking system and you're ready for the ultra-fast set-up. Simply power the system on, tilt the monitor to the desired viewing angle and you're ready to capture high quality images and video clips to a USB drive.

- Quick-release CCU docking system for fast, efficient job set-up
- Flexible push cable for pushing ease through multiple tight turns
- Self-leveling camera for a crisp, clear, in-pipe image that is always upright
- Built-in sonde to locate a point of interest during the pipe inspection

SPECIFICATIONS

- Line Capacity – 1.5" to 6" (3.8 cm to 15.2 cm)
- Push Cable Length – 100' (30 m)
- Push Cable Diameter – 0.26" (0.6 cm)
- Push Cable Core – 0.14" (0.3 cm) Fiberglass
- Push Cable Bend Minimum Radius – 2.5" (6.3 cm)
- Weight (without batteries) – 16.6 lbs. (7.5 kg)
- Size – Length 25" (63.5 cm), Width 14" (35.6 cm), Height 17" (43.2 cm)
- Camera Type – 1" (2.5 cm) Self-Leveling
- Resolution – 656 x 492 (NTSC), 768 X 576 (PAL)
- Light Source – 6 LEDs
- Sonde – 512 Hz
- Operating Temperature – 32°F to 104°F (0°C to 40°C)
- Storage Temperature – 14°F to 158°F (-10°C to 70°C)
- Ingress Protection without Monitor – IPx5



Catalog No.	Description	Weight	
		lb.	kg
48093	SeeSnake Compact2 (Reel Only)	16.6	7.5
48113	SeeSnake Compact2 System with Battery and 1 Charger	25.1	11.4
48103	SeeSnake Compact2 System	22.3	10.1

Spare Parts

Catalog No.	Description	Weight	
		lb.	kg
48143	Compact2/CS6Pak Monitor Handle	0.7	0.3
48148	Compact2 Monitor Side Plate Spare Kit	1.3	0.6
48153	SeeSnake Monitor Side Plate Upgrade Kit		

Accessories

Catalog No.	Description	Weight	
		lb.	kg
45158	CS6Pak Digital Recording Monitor	5.7	2.6
45163	CS6Pak with 2 Batteries and 1 Charger	9.5	4.3
45363	AC Battery Adapter	1	0.5
44693	18V Advanced Lithium 2.0Ah Battery	1.5	0.7
44698	18V Advanced Lithium 4.0Ah Battery		
43458	Advanced Lithium Battery Charger (N. America)	1.8	0.8
35338	45 mm Pipe Guide, Fits 25 mm Camera (pkg. of 2)		
40598	60 mm Pipe Guide, Fits 25 mm Camera (pkg. of 2)		
46708	85 mm Pipe Guide, Fits 25 mm Camera (pkg. of 2)		
46713	125 mm Pipe Guide, Fits 25 mm Camera (pkg. of 2)		
47793	36 mm Pipe Guide, Fits 25 mm Camera (pkg. of 1)		
48153	SeeSnake Monitor Side Plate Upgrade Kit	1.3	0.6

Reels & Cameras



SeeSnake® microDRAIN™ VIDEO INSPECTION SYSTEM

1¼" to 3 / 4" (32 - 75 to 100 mm)* lines up to 65' (20 m).

Passes multiple 90° bends in most 1.5" (40 mm) drain lines.

microDrain™ video inspection system provides small size and maneuverability for small diameter and tight-turn radius inspections.

* 3" (75 mm) when used with a microEXPLORER™ or micro CA-300 inspection cameras. 4" (100 mm) when used with a SeeSnake monitor.

- Lightweight and compact design is one-half the size of popular inspection systems, easily stowed in a truck and carried onto the jobsite.
- Multi-monitor compatibility with existing SeeSnake monitors, or the micro CA-300 digital inspection camera.
- Durable and reliable construction with hardened stainless steel camera head spring assembly for a long service life as well as long lasting high-intensity lights for exceptional viewing.
- Ideal for inspections with tight turns such as toilet traps and P-traps.

SPECIFICATIONS

- SeeSnake microDrain
- D30 & D65S System
- Camera Head – 0.86" (22 mm)
- Cable Length – 65' (20 m)
- Cable Diameter – 0.33" (8,3 mm)
- Line Capacity – 1¼" to 3 / 4" (32 - 75 or 100 mm)
- Weight – 8.6 lbs. (3,9 kg) or 9.8 lbs. (4,4 kg)
- Size – Length 13.25" (33.7 cm), Width 6.6" (16.8 cm), Height 14.2" (36.1 cm)
- Resolution – 656 x 492 NTSC
- Ball Guide – 2 included
- Sonde – Standard with 65" (20m) microDrain, 512 Hz
- Counter – Not available



Catalog No.	Description	Weight	
		lb.	kg
33103	microDrain D30 Reel (CA300) (NTSC)	7.3	3.31

65' (20m) microDrain w/Sonde

Catalog No.	Description	Weight	
		lb.	kg
37468	microDrain D65S Reel (SeeSnake) (NTSC)		
37473	microDrain D65S Reel (CA300) (NTSC)	9.8	4.4
40788	microDrain D65S/micro CA-300 System (NTSC)	11.1	5

Standard Equipment

Catalog No. Model No.	40788 -
37473 - microDrain D65S Reel (CA300) (NTSC)	•
37888 - micro CA-300 Inspection Camera	•

Accessories

Catalog No.	Description	Weight	
		lb.	kg
33108	Interconnect Cable for SeeSnake Monitor		
33113	Interconnect Cable for CA-300 Monitor	0.6	0.3
37483	microDrain D65S Drum Only NTSC	5.3	2.4
34318	42 mm Pipe Guide, Fits 22 mm Camera (pkg. of 2)	0.2	-
40593	36 mm Pipe Guide, Fits 22 mm Camera (pkg. of 2)		

(SeeSnake) = the reel containing the pushcable and camera head with a connection cable for a SeeSnake monitor
 (CA-300) = the reel containing the pushcable and camera head with a connection cable for a CA-300 monitor.

Reels & Cameras



SeeSnake® microREEL VIDEO INSPECTION SYSTEM

1½" to 4 / 5" (40 to 100 / 125 mm)* lines up to 100' (30 m).

Passes 90° bends in most 2" (50 mm) lines.

microReel video inspection system provides small size and maneuverability for small diameter and tight-turn radius inspections.

* 4" (100 mm) when used with a microEXPLORER™ or micro CA-300 inspection cameras. 5" (125 mm) when used with a SeeSnake monitor.

- Lightweight and compact design is one-half the size of popular inspection systems, easily stowed in a truck and carried onto the jobsite.
- Multi-monitor compatibility with existing SeeSnake monitors, or the micro CA-300 digital inspection camera.
- Durable and reliable construction with hardened stainless steel camera head spring assembly for a long service life. Long-lasting high-intensity lights for exceptional viewing.
- Stiffer push cable than microDrain to enable line inspections up to 100' (30m).

SPECIFICATIONS

SeeSnake microREEL L100 & L100C SYSTEMS

- Camera Head – 0.98" (25 mm)
- Cable Length – 100' (30 m)
- Cable Diameter – 0.27" (6,7 mm)
- Line Capacity – 1½" to 4" or 5" (40 - 100 / 125 mm)
- Weight – 10.3 lbs. (4,7 kg)
- Size – Length 13.25" (33.7 cm), Width 6.6" (16.8 cm), Height 14.2" (36.1 cm)
- Resolution – 656 x 492
- Ball Guide – 2 included
- Sonde – 512 Hz
- Counter – Optional (L100C)



100' (30m) microReel L100 w/Sonde

Catalog No.	Description	Weight	
		lb.	kg
35133	microReel L100 (SS CCU) NTSC	10.3	4.7
35143	microReel L100 (CA300) NTSC		
40798	microReel L100/micro CA-300 System NTSC	11.6	5.3

100' (30m) microReel L100C w/Sonde and Counter

Catalog No.	Description	Weight	
		lb.	kg
35183	microReel L100C (SS CCU) Counter NTSC	10	4.7
35188	microReel L100C (CA300) Counter NTSC		
40808	microReel L100C/micro CA-300 System NTSC	12	5.3



Accessories

Catalog No.	Description	Weight	
		lb.	kg
33108	Interconnect Cable for SeeSnake Monitor	0.65	0.31
33113	Interconnect Cable for CA-300 Monitor		
34623	microReel L100 Drum Only w/Sonde NTSC	5.5	2.5
35243	microReel L100C Drum Only NTSC		
35338	45 mm Pipe Guide, Fits 25 mm Camera (pkg. of 2)		
40598	60 mm Pipe Guide, Fits 25 mm Camera (pkg. of 2)		

Standard Equipment

Catalog No. Model No.	40798 -
Reel, Microreel L100 115V Exp	•
37888 - micro CA-300 Inspection Camera	•

(SeeSnake) = the reel containing the pushcable and camera head with a connection cable for a SeeSnake monitor.
(CA-300) = the reel containing the pushcable and camera head with a connection cable for a CA-300 monitor.

Reels & Cameras



SeeSnake® NANOREEL INDUSTRIAL VIDEO INSPECTION SYSTEM

¾" to 2" (20 to 50 mm) capacity up to 85' (25 m).

Passes 90° bends in most 1¾" (30 mm) lines.

The nanoReel system opens up new possibilities in long run small diameter inspection needs. Applications where only bore scopes could reach can now be inspected using the nanoReel system. Boiler tubes, supply lines, sprinkler systems, and a wide array of specialty applications can be inspected using the nanoReel system.

- Small diameter and tight turn radius camera allows lines up to 85' (25 m) to be inspected with tight turns in 1" (25 mm) lines.
- Lightweight and compact unit allows for easy transport and efficient storage.
- Interchangeable drums let you change out the inner drum depending on the application.
- L100/L100C – 1½" to 5" (40 - 125 mm) lines with a stiffer push cable allowing you to inspect lines up to 100' (30 m).
- D30 and D65S – Small diameter with tight turns, 1½" to 4" (40 - 100 mm) P-traps, toilet traps, pool lines up to 65' (20 m).
- N85S – Ultra small diameter lines ¾" to 2" (20 - 50 mm) with tight turns for specialized applications.

SPECIFICATIONS

- Camera Head – 0.62 (15.5 mm)
- Cable Length – 85' (25 m)
- Cable Diameter – 0.25 (6.3 mm)
- Line Capacity – ¾ to 2" (20 - 50 mm)
- Weight – 9.5 lbs. (4,1 kg)
- Size – Length 13.25" (33.7 cm), Width 6.6" (16.8 cm), Height 17.5" (44.5 cm)
- Resolution – 656 x 492
- Ball Guide – 2 included
- Sonde – 512 Hz
- Counter – Not available

Catalog No.	Description	Weight	
		lb.	kg
40818	nanoReel N85S / micro CA-300 System NTSC	10.8	4.7
39998	nanoReel N85S (CA-300) NTSC	9.5	4.1
40008	nanoReel N85S (SeeSnake) NTSC		

(SeeSnake) = the reel containing the pushcable and camera head with a connection cable for a SeeSnake monitor
 (CA-300) = the reel containing the pushcable and camera head with a connection cable for a CA-300 monitor

Standard Equipment

Catalog No. Model No.	40818
37888 - micro CA-300 Inspection Camera	•
39998 - nanoReel N85S (CA-300) NTSC	•

Accessories

Catalog No.	Description	Weight	
		lb.	kg
33108	Interconnect Cable for SeeSnake Monitor	13/20	0.31
33113	Interconnect Cable for CA-300 Monitor		

Reels & Cameras



RIDGID® CROSSCHEK™ INSPECTION SYSTEM

The RIDGID CrossChek allows you to visually inspect where you've bored before you install the new utility, helping you reduce the likelihood of undetected cross bores.

- Designed for bore slots 1.75" to 3" wide.
- Easily integrated into your current boring process.
- Keep digital video documentation of each inspection.
- Works in most soil types, including wet clay and dry sand.

Catalog No.	Description	Weight	
		lb.	kg
42323	CrossChek Rig (nanoReel)		-
42328	CrossChek Rig (microDrain)	4	
42333	CrossChek Rig (microReel)		1.8
49528	CrossChek Rig (Mini Reel)		



Monitors & Recorders



SeeSnake® DVDPAK2 INSPECTION CAMERA MONITOR

Reliably monitor and record inspections in the most extreme conditions with the SeeSnake DVDPak2 Monitor.

- Design makes carrying your tools to the job site and stowing your monitor easier than ever.
- Takes the question out of what DVDs to use, and how to finalize correctly.
- Superior job site durability.
- Record inspections regardless of the availability of AC power.


SPECIFICATIONS

- Display – 5.7" LCD
- Resolution – 320 x 240
- Power Source – RIDGID® 18V Advanced Lithium 2 battery (optional) or AC plug
- Weight – 9.15 lbs. (4.2 kg)
- Length – 13.8" (35.1 cm)
- Width – 9.1" (23.11 cm)
- Height – 5.3" (13.5 cm)
- Input – Composite video in, built-in microphone
- Media Compatibility – DVD-R, DVD+R, DVD-RW, DVD+RW, DVD+R DL

Catalog No.	Description	Weight	
		lb.	kg
32673	DVDPak2 Monitor Only – 5.7" LCD (115V)	8	3.6
33198	DVDPak2 Monitor with Battery and Charger – 5.7" LCD (115V)	12	5.4

Accessories

Catalog No.	Description	Weight	
		lb.	kg
44848	Set of (1) 2.0Ah Battery and (1) 120V Charger	2 $\frac{1}{2}$	1.3
44853	Set of (2) 2.0Ah Batteries and (1) 120V Charger	3 $\frac{1}{2}$	1.7
45363	AC Battery Adapter	1	0.5



Monitors & Recorders



SeeSnake® CS10 DIGITAL RECORDING MONITOR

The CS10 Monitor combines durability with the easiest to use digital recording monitor in the industry. One touch recording allows you to record snapshots and video directly to a USB stick then hand it to your customer.

- Record digitally into a format that your customer can read on their computer.
- Easily monitor and record inspections in bright outdoor environments.
- Trace the reel push cable with a RIDGID® locator (requires a RIDGID transmitter).
- Take snapshots, record full frame video and record in a lean Auto-log video format (small files).
- With SeeSnake HQ™, deliver your inspections in a wide array of formats from online to DVD.

SPECIFICATIONS

- Weight – 13 lbs. (5.9 kg)
- Length – 14.3" (36.3 cm)
- Width – 11.9" (30.2 cm)
- Height – 12.4" (31.5 cm)
- Display – 12.1" daylight readable LCD
- Resolution – 640 x 480
- Power Source – 1 or 2 RIDGID 18V Advanced Lithium battery (optional) or AC plug
- Audio – Integrated microphone and speaker
- Video – AVI 20FPS - 720 x 480
- Image – JPG - 720 x 480
- Transfer – USB stick
- Software – Includes SeeSnake HQ Software

Catalog No.	Description	Weight	
		lb.	kg
39338	CS10 Monitor with 2 Batteries and Charger (115V)	15.8	7.2
39328	CS10 Digital Recording Monitor (115V)	12	5.4

Batteries and Chargers

Catalog No.	Description	Weight	
		lb.	kg
44848	Set of (1) 2.0Ah Battery and (1) 120V Charger	2.8	1.3
44853	Set of (2) 2.0Ah Batteries and (1) 120V Charger	3.8	1.7



Monitors & Recorders



SeeSnake® CS6 AND CS6PAK DIGITAL RECORDING MONITORS

Fast, Efficient Results

Capture still images and video clips and save directly to a USB thumbdrive and generate high quality multi-media reports.

The CS6 mounts to the SeeSnake MAX rM200 docking handle for easy transport and storage. The CS6Pak mounts to the Compact2 and can be quickly detached for convenient placement and storage. These are both compatible with all SeeSnake camera reels.

The CS6 and CS6Pak have the same great software and reporting capabilities in two distinct form factors.

- Fast, efficient documentation of inspection jobs.
- Direct control of essential camera and monitor functions.
- Crisp, clear in-pipe image.
- Edit, archive and deliver reports via print, DVD or online.
- Add custom job information and text notes.

SPECIFICATIONS

CS6

- Weight (without battery) – 3.6 lbs. (1.6 kg)
- Size – Length 14.2" (36 cm), Width 6.5" (16.5 cm), Height 5.1" (13.0 cm)
- Resolution – 640 x 480 (VGA) color LCD
- Display – 5.7" daylight readable LCD
- Video – MPEG4 (H.264) 30 FPS
- Autolog – MPEG4 (H.264) variable frame rate
- Image – JPEG
- Audio – Integrated microphone and speakers
- Transfer – USB thumb drive
- Power Source – 18V Advanced Lithium battery (optional) or AC adapter
- Operating Temperature – 14°F to 117°F (-10°C to 47°C)
- Storage Temperature – 14°F to 158°F (-10°C to 70°C)
- Relative Humidity – 5% to 95%
- Altitude – 13,120' (4,000 m)

CS6PAK

- Weight (without battery) – 5.7 lbs. (2.6 kg)
- Size – Length 14" (35.6 cm), Width 7.6" (19.3 cm), Height 10.6" (26.9 cm)
- Resolution – 640 x 480 (VGA) color LCD
- Display – 5.7" daylight readable LCD
- Video – MPEG4 (H.264) 30 FPS
- Autolog – MPEG4 (H.264) variable frame rate
- Image – JPEG
- Audio – Integrated microphone and speakers
- Transfer – USB thumb drive
- Power Source – 18V Advanced Lithium battery (optional) or AC adapter
- Operating Temperature – 14°F to 117°F (-10°C to 47°C)
- Storage Temperature – 14°F to 158°F (-10°C to 70°C)
- Relative Humidity – 5% to 95%
- Altitude – 13,120' (4,000 m)

Catalog No.	Description	Weight	
		lb.	kg
45138	CS6 Digital Recording Monitor	3.6	1.6
45143	CS6 with 2 Batteries and 1 Charger	7.4	3.4
45158	CS6Pak Digital Recording Monitor	5.7	2.6
45163	CS6Pak with 2 Batteries and 1 Charger	9.5	4.3
45363	AC Battery Adapter	1	0.5

Accessories

Catalog No.	Description	Weight	
		lb.	kg
44848	Set of (1) 2.0Ah Battery and (1) 120V Charger	2.8	1.3
44853	Set of (2) 2.0Ah Batteries and (1) 120V Charger	3.8	1.7

Monitors & Recorders



CS65 DIGITAL REPORTING MONITOR

Complete Reporting Solution.

One-touch image and video capture directly to one or two USB drives and the built-in 1 TB hard drive. The CS65 mounts to the SeeSnake Max rM200 for easy transport and storage.

Easily add on-screen titles and annotate captured media with the built-in keyboard and automatically generate high quality multimedia reports.

- One-touch recording for fast, efficient documentation of inspections.
- 1 TB internal hard drive provides ample storage for multiple jobs.
- PhotoTalk™ pairs audio commentary with an image, in an email-ready file.
- Daylight viewable display for a crisp, clear, in-pipe image.
- Water-resistant keyboard makes it easy to add onscreen titles and annotate reports.
- HQ Software to edit, archive, and deliver reports via print, DVD or online.

SPECIFICATIONS

- Weight (without battery) – 9.8 lbs. (4.4 kg)
- Length – 15.9" (403 mm)
- Width – 12.3" (312 mm)
- Height – 9.9" (251 mm)
- Power Source – 18V Advanced Lithium battery or AC adapter
- Power Rating – 16 to 25 VDC, 30W
- Operating Temperature – 14°F to 122°F (-10°C to 50°C)
- Storage Temperature – 4°F to 140°F (-20°C to 60°C)
- Relative Humidity – 5% to 95%
- Altitude – 13,120' (4,000 m)
- Display – 6.5" (165 mm) Color LCD
- Resolution – 640 x 480 VGA
- Video Format – MPEG4 (H.264) 30 FPS
- Autolog Format – MPEG4 (H.264) low, variable frame rate decreased file size
- Image Format – JPEG
- Audio – Integrated microphone and speakers
- Transfer – USB drive

Catalog No.	Model No.	Description	Weight	
			lb.	kg
48123	CS65	CS65 Digital Reporting Monitor	9.5	4.3
48133	CS65	CS65 with 2 Batteries and 1 Charger	13.3	6

Monitors & Recorders

NEW



CS65X DIGITAL REPORTING MONITOR

Introducing our first digital reporting monitor to include Wi-Fi and Bluetooth® connectivity. With the added ability to stream and/or record inspections to the latest iOS or Android device. One-touch recording for fast, efficient documentation of inspections.

- Stream or record inspections to an iOS or Android phone or tablet with the free HQx Live companion app Storage Options.
- Internal solid state drive provides ample storage of images and videos captured from multiple jobs.
- Dual USB ports makes for easy delivery of multiple copies of an inspection.
- Geotag media with positional information when available.
- Easily add on-screen titles and annotate reports.
- Daylight Viewable Display provides a crisp, clear, in-pipe image.

SPECIFICATIONS

- Weight (without battery) – 9.3 lbs. (4.2 kg)
- Length – 16" (406 mm)
- Width – 12.5" (319 mm)
- Height – 9.5" (242 mm)
- Power Source – 18V Advanced Lithium battery or AC power cable
- Power Rating – 15 to 25 VDC, 25W
- Operating Temperature – 14°F to 122°F (-10°C to 50°C)
- Storage Temperature – -4°F to 140°F (-20°C to 60°C)
- Relative Humidity – 5% to 95%
- Altitude – 13,120' (4,000 m)
- Display – 6.5" (165 mm) Color LCD
- Resolution – 640 x 480 VGA
- Video Format – MPEG4 (H.264) 30 FPS
- Autolog Format – MPEG4 (H.264) variable frame rate
- Image Format – JPEG
- Audio – Integrated microphone and speaker
- Transfer – USB drive

Catalog No.	Model No.	Description	Weight	
			lb.	kg
54363	CS65x	CS65x Digital Reporting Monitor with Wi-Fi	9.3	4.2
55978	CS65x	CS65x with 2 Batteries and 1 Charger	13.1	5

Monitors & Recorders



SeeSnake® DIGITAL LAPTOP INTERFACE

Leverage the power and flexibility of a laptop computer with the SeeSnake LT1000 and the SeeSnake Mini or Standard drain inspection cameras and reels. Use a laptop computer as a camera control unit to add powerful monitoring, recording, storage and communications capabilities.

- In recording, monitoring, and reporting. Unlock the power of your laptop to monitor, record and communicate.
- Keep gloved hands off the laptop keyboard while controlling camera operation and recording during an inspection.
- Perform inspections regardless of availability of AC power (Optional).
- Secure and stabilize your laptop and reel to protect it in the field (full LT1000 only).



SPECIFICATIONS

- Power Source – RIDGID® 18V Advanced Lithium battery (optional) or AC plug
- Outputs – USB video stream, RCA video and audio
- Controls – Sonde, lights, recording, image rotation, etc.



LT1000

The full LT1000 System mounts directly onto a SeeSnake Mini or Standard reel giving you a stacked and stable platform with a single cord interface.

- Compatibility – all SeeSnake Mini and Standard reels.
- Includes – SeeSnake HQ™ monitoring/recording software, reel mounting kit, 6' (1.8 m) USB cable, 4 reel outriggers (for stability), AC power cable.

LT1000M

The LT1000M is a detached interface interfaces with any SeeSnake reel.

- Compatibility – All SeeSnake reels.
- Includes – SeeSnake HQ monitoring/recording software, 3' (90 cm) USB cable, micro frame, AC power cable.




Catalog No.	Description	Weight	
		lb.	kg
35973	LT1000 Laptop Interface System (115V)	6	2.7
35983	LT1000 with Battery and Charger Kit (115V)	7.4	3.3
36653	LT1000M Laptop Interface System (115V)	4.7	2.1
36663	LT1000M with Battery and Charger Kit (115V)	6	2.7

Batteries and Chargers

Catalog No.	Description	Weight	
		lb.	kg
43458	Advanced Lithium Battery Charger (N. America)	1½	0.8
44693	18V Advanced Lithium 2.0Ah Battery	1	0.5

Digital Interfaces



SeeSnakeHQ™ DIGITAL INSPECTION SOFTWARE

SeeSnake HQ is powerful installed software for monitoring, recording and managing digital inspection data in the field. Record and document your findings, burn DVDs and export to a USB drive. For the ultimate in digital flexibility, upload directly to RIDGIDConnect.com™ for easy communication and secure storage.

MONITOR AND RECORD

- Use your laptop as a large screen monitoring display.
- Record videos and images directly to your hard drive.
- Record your observations and control your inspection camera using the power of a laptop.

REPORT

- Document your observations and create a report of your findings.
- Store details about the job including contact information, observations, recommendations and notes.
- Customize the appearance of your reports to fit your company.

DELIVERY

- Upload your complete reports directly to your RIDGIDConnect.com account with one mouse click.
- Burn DVDs for your customers or hand them a USB drive.



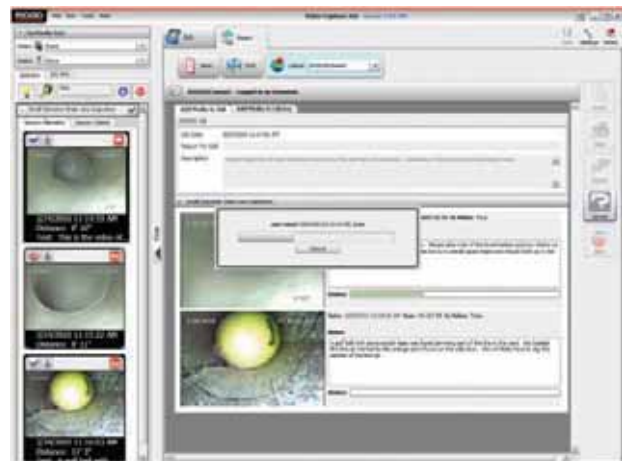
Monitor and record your inspections.



Enhance and edit captured footage.



Generate detailed reports in the field.



Upload your reports directly to RIDGIDConnect.

Digital Interfaces



ACCESS TO YOUR BUSINESS INFORMATION 24/7

With RIDGIDConnect you can have secure access to your data from any web browser. You can also work with your information in the field and create new reports via your mobile smartphone. Look up job reports, upload media from the phone or recall insights about a customer. RIDGIDConnect puts your business records at your fingertips.

RIDGIDConnect™ ONLINE BUSINESS TOOL

RIDGIDConnect is the online solution that streamlines your reporting process, integrates digital media and files into a hosted archive environment, and makes professional reports that you can share with anyone.

RIDGIDConnect ALLOWS YOU TO:

- Create job reports for one or many to see.
- Associate any type of digital file or media with a report to share.
- Tag your media for reference and quick look up.
- Edit video, extract frames as images and add image mark-ups to tell the story.
- Add bookmarks to videos to direct viewers to areas of interest.
- Control access to your information by expiration date or total number of views.
- Manage your customer list and associate geotags with provided addresses.
- Import address lists from any standard program.
- Choose QuickSend to upload and share the report all in one step.
- Desktop application to compress media prior to upload.
- Post level videos to compensate for camera heads that are not self-leveling.
- Keep company-only notes about jobs and customers to help recall service information.
- Schedule jobs, set reminders and dispatch work within your company.
- Enable your customers to upload media to a report so you can understand the issue before arriving on site.
- Seamlessly integrate job reports from SeeSnake HQ™ to your RIDGIDConnect account.
- Have daily backups and 24/7 access via web browser to all your information.

The RIDGIDConnect site is full of application ideas as well as screen casts and videos to help you quickly get started. Register for a Basic or higher level account to share all types of media or choose an Express account to share image-only reports. Visit www.ridgidconnect.com to get started.

Catalog No.	Description
37348	RIDGIDConnect Annual Basic Subscription
See www.RIDGIDConnect.com For Monthly Subscription Plans.	



Easy to navigate dashboard with all your activity.

Describe and bookmark your videos.

Hand-Held Video Inspection



micro CA-25 DIGITAL INSPECTION CAMERA

The RIDGID® micro CA-25 is a compact handheld inspection camera with a fixed 17 mm waterproof imager head for basic and short-range inspection jobs.

The micro CA-25 features a 17 mm aluminum imager head with 4 ultra-bright LED lights, bringing superior image quality to its 2.4" Color LCD Screen. It also features Video Out for transferring live images to external devices and 180° Digital Image Rotation for getting upright images. Included with the micro CA-25 in a hard shell plastic case are a hook, magnet, mirror and RCA cable.

SPECIFICATIONS

- Display – 2.4" color LCD (480 x 234 resolution)
- Camera Head – 17mm diameter, aluminum construction
- Lighting – 4 LEDs with adjustable brightness
- Cable Reach – 4' (120 cm), not extendable
- Video Output – 3' (90 cm) RCA cable (included)
- Image Rotation – 180°
- Waterproof – Camera head and cable to 4' (120 cm), not extendable
- Power Source – 4 AA batteries (included)
- Included Accessories – Mirror, hook and magnet, in a blow-molded case



Catalog No.	Description	Weight	
		lb.	kg
40043	micro CA-25 Inspection Camera	4.7	2.1

Replacement Parts

Catalog No.	Description	Weight	
		lb.	kg
37123	Mirror, Hook & Magnet for 17mm Camera Head	0.1	0

Hand-Held Video Inspection



micro CA-100 INSPECTION CAMERA

The RIDGID® micro CA-100 Inspection Camera, the next evolution of the SeeSnake® micro Inspection Camera, allows you to perform more detailed visual inspections in even harder-to-reach areas. Its comfortable pistol-grip design, one-hand controls, and large screen make it easy to see into the tightest spots. The micro CA-100 comes standard with a rugged 0.7" (17 mm) anodized aluminum camera head with four super bright LEDs to see into the darkest areas. Easily rotate the active image counter-clockwise to see in any situation. With an available 6 mm camera accessory, the micro CA-100 Inspection Camera allows you to service and identify problems in more places. The RIDGID micro CA-100 Inspection Camera provides solutions whenever and wherever you need them.

SPECIFICATIONS

- Display – 3.5" color LCD (320 x 240 resolution)
- Camera Head – 17 mm diameter, aluminum construction
- Lighting – 4 LEDs with adjustable brightness
- Cable Reach – 3' (90 cm) expandable to 30' (9 m) with optional extensions
- Video Output – 3' (90 cm) RCA cable (included)
- Image Rotation – 4 x 90°
- Waterproof – Camera head and cable to 10' (3 m)
- Power Source – 4 AA batteries (included)
- Attachments – Mirror, hook and magnet, in a blow-molded case

Catalog No.	Description	Weight	
		lb.	kg
36738	micro CA-100 Inspection Camera	5.5	2.5

Accessories

Catalog No.	Description	Weight	
		lb.	kg
37108	Cable Extension 3' (90 cm)	0.8	0.3
37098	6 mm Imager with 1 m Cable	0.2	0.1
37093	6 mm Imager with 4 m Cable	0.9	0.4
37113	Cable Extension 6' (180 cm)	1.5	0.7

**Not compatible with original micro inspection camera 25643 (rotary power switch design).*

Replacement Parts

Catalog No.	Description	Weight	
		lb.	kg
37103	17 mm Replacement Imager 3' (90 cm)	0.7	0.3
37123	Mirror, Hook & Magnet for 17mm Camera Head	0.1	0

Hand-Held Video Inspection



micro CA-300 INSPECTION CAMERA

Documentation made easy with the RIDGID® micro CA-300 Inspection Camera, the next evolution of the microEXPLORER®. Easily record still images and videos of problems in hard-to-reach areas and save these on the internal memory (235 MB) or the included 4 GB SD-card. Comfortable pistol-grip design, large screen and rugged anodized aluminum camera head with four bright LEDs make it easy to detect and diagnose the unreachable. Get the perfect view with enhanced features like image rotation and digital zoom. Besides the replaceable 3.7V Li-Ion battery, the micro CA-300 can also be powered with the included AC Adapter which is ideal for time consuming (drain) inspection jobs or when you simply run out of battery.

SPECIFICATIONS

- Display – 3.5" color LCD (320 x 240 resolution)
- Camera Head – 17 mm diameter, aluminum construction
- Lighting – 4 LEDs with adjustable brightness
- Cable Reach – 3' (90 cm) expandable to 30' (9 m) with optional extensions
- Image/Video Format – Still Image - JPEG (640 x 480). Video - MP4 (640 x 480 resolution)
- Video Output – 3' (90 cm) RCA cable included (640 x 480 resolution)
- Waterproof – Camera and cable to 10' (3 m) when properly assembled
- Power Source – 3.7V Li-Ion battery or 5V AC adapter
- Image Rotation – 4 x 90°
- Digital Zoom – Yes
- Internal Memory – 235 MB
- SD-card – Up to 32 GB (8 GB card included)
- Integrated audio recorder, speaker and headset

Catalog No.	Description	Weight	
		lb.	kg
37888	micro CA-300 Inspection Camera (North America Type A Plug)	5.5	2.5

Accessories

Catalog No.	Description	Weight	
		lb.	kg
37098	6 mm Imager with 1 m Cable	0.22	0.1
37093	6 mm Imager with 4 m Cable	0.88	0.4
37108	Cable Extension 3' (90 cm)	0.66	0.3
37113	Cable Extension 6' (180 cm)	1.5	0.68
30208	Car Charger (DC) Adaptor	0.26	0.12
40028	AC Adapter, micro CA-300	-	-

**Not compatible with original micro inspection camera 25643 (rotary power switch design).*

Replacement Parts

Catalog No.	Description	Weight	
		lb.	kg
37103	17 mm Replacement Imager 3' (90 cm)	0.7	0.3
37123	Mirror, Hook & Magnet for 17mm Camera Head	0.1	0
37083	micro CA-300 3.7 Li-Ion battery	0.2	0.1
37088	micro CA-300 3.7V Battery Charger	-	-
40028	AC Adapter, micro CA-300	-	-

Hand-Held Video Inspection



6 mm imager with 1 m cable



6 mm imager with 4 m cable



Mirror, hook and magnet for 6 mm camera head

6 MM DIAMETER IMAGER HEAD ACCESSORY

- 6 mm camera head, nearly one-third the size of the standard camera head.
- Enables detailed inspections in very confined spaces.
- 4 LED lights provide clear images.
- Fully flexible cables for easy navigation.
- Sleek aluminum construction withstands demanding applications.
- Compatible with: RIDGID® micro CA-100, micro CA-300, microEXPLORER™ and SeeSnake® micro systems.*

SPECIFICATIONS

- Camera Head – 6 mm Diameter, Aluminum Construction
- Compatibility – RIDGID® micro CA-100, micro CA-300, microEXPLORER, and SeeSnake micro*

Catalog No.	Description	Weight	
		lb.	kg
37093	6 mm Imager with 4 m Cable	0.9	0.4
37098	6 mm Imager with 1 m Cable	0.2	0.1

Includes: Hook, Magnet and Mirror Accessory.

**Not compatible with original micro inspection camera 25643 (rotary power switch design).*

Replacement Parts

Catalog No.	Description
45358	Mirror, Hook & Magnet for 6mm Camera Head

Test and Measurement



micro IR-200 INFRARED THERMOMETER

The RIDGID® micro IR-200 Non-Contact Infrared Thermometer provides simple, quick and accurate surface temperature readings at the push of a button. Simply squeeze the trigger and point the ultra-sharp dual class II lasers at the surface being measured. The micro IR-100 provides an immediate temperature measurement on a clear, easy-to-read backlit LCD display. In addition to numerous other uses, this rugged and compact instrument enables professional tradesman to diagnose heating and ventilation problems, perform preventative monitoring of electrical motors and systems, troubleshoot steam traps and quickly check fuses or circuit breakers for overheating – all without contact.

- Ultra Sharp Dual Class II Lasers easily identify the surface area being measured.
- 30 To 1 Distance To Spot Ratio allows you to take more accurate measurements from a farther distance.
- Adjustable Emissivity to accurately measure the temperature of virtually any surface.
- Audible and Visual High and Low Alarms quickly alert you to temperatures outside of the ranges that you set.
- Bright Backlit Display which can be toggled on in poorly lit areas.
- Tripod Mount Capable for repeatable, precise temperature measurements.

SPECIFICATIONS

- Temperature Range – -58° to 2192°F (-50° to 1200°C)
- Measurement Accuracy – -58°F to 68°F (-50°C to 20°C) ±4.5°F (2.5°C); 68°F ~2192°F (20°C ~1200°C); ±1.0% or ±1.8°F (1.0°C)
- Distance To Spot Ratio – 30 to 1
- Response Time – <150ms
- Emissivity – Adjustable, 0.10 - 1.00
- Temperature Display – Current Temperature, MAX Temperature
- Measurement Units – Fahrenheit, Celsius
- Power Source – Battery (1 x “9V”) Included



Catalog No.	Description	Weight	
		lb.	kg
36798	micro IR-200 Non-Contact Infrared Thermometer	0.5	0.2

Test and Measurement



micro LM-100 LASER DISTANCE METER

The RIDGID® micro LM-100 Laser Distance Meter provides simple, quick and accurate distance readings at the push of a button. Simply push the measurement button to turn on the ultra-sharp Class II lasers, point the device at the spot to be measured, and push the measurement button. The distance reading will appear on the easy-to-read LCD display. This rugged, compact, portable instrument enables professional tradesman to quickly determine distances for piping, measuring trouble spots down the line, and quickly determine spacing for code compliance.


- Ultra Sharp Class II Lasers clearly highlight the point being measured.
- Exceptional distance range allows accurate measurements up to 164' (50 m).
- Adjustable units enable you to quickly read feet, inches or meters on the fly.
- Bright backlit display for use in poorly lit areas.
- Quick and accurate calculations on the spot.
- Displays the last three measurements, stores the last 20 measurements.
- Rubberized over-molding for a solid grip.

SPECIFICATIONS

- Measurement Accuracy – $\pm 1/16"$ (1.5 mm)
- Range – 164 ft. (50 m)
- Measurement Units – Inches, feet and meters
- Measurement Calculations – Area, volume and indirect measurement calculations
- Power Source – 2 AAA batteries (included)
- Ruggedness – IP 54 dust proof, splash proof



Catalog No.	Model No.	Description	Weight	
			lb.	kg
36158	micro LM-100	Laser Distance Meter	0.5	0.2



Test and Measurement



micro LM-400 ADVANCED LASER DISTANCE METER

View, Store and Share.

Quick distance readings and advanced calculations are at your fingertips. Connect to a smartphone or tablet to overlay measurements on a photo or sketch to share with others.

- Clearly view measurements on the large, backlit, 4-line display.
- Inclination angle measurement allows indirect measurements for hard to reach areas.
- Adjust units instantly to inches, feet or meters.
- Bluetooth® connection to smartphones and tablets to view, store, and share data.
- Android® and iOS® Apps to overlay measurements onto a photo or sketch.

SPECIFICATIONS

- Measuring Accuracy – $\pm \frac{1}{16}$ inch (± 1.5 mm)
- Range – 229 feet (70 m)
- Measuring Units – Inches, feet and meters
- Angle Range – $\pm 65^\circ$
- Angle Accuracy – ± 0.5
- Bluetooth Range – 33 ft (10 m)
- Ruggedness – IP 54 dust proof, splash proof
- Memory Storage – 20 measurements
- Batteries – 2 AA (included)
- Automatic Shut-Off – After 3 minutes of inactivity
- Case – Includes soft carrying case



Catalog No.	Description	Weight	
		lb.	kg
36813	micro LM-400 Laser Distance Meter	0.44	0.22

RIDGIDSKETCH

RIDGIDsketch is a tool for mobile devices that allows you to calculate and communicate measurements of your project. It can be used on its own or in conjunction with a RIDGID LM-400 Laser Distance Meter. The app will connect to your LM-400 via Bluetooth® and wirelessly receive the exact measurements from the device. RIDGIDsketch works in both drawing mode and photo overlay mode allowing you to develop precise room plans or annotate measurements within a photo.



RIDGID is the trademark of Emerson Electric Co. or its affiliates and is registered in the U.S. and elsewhere. All third-party trademarks are those of their respective owners.

The Bluetooth® word mark and logos are registered trademarks owned by Bluetooth SIG, Inc. and any use of such marks by Emerson Electric Co. is under license. Other trademarks and trade names are those of their respective owners.

iOS is registered trademark of Apple Inc.

Android and the Android logo are trademarks of Google Inc.

Test and Measurement



micro CD-100 COMBUSTIBLE GAS DETECTOR

The RIDGID® micro CD-100 Combustible Gas Detector provides simple and quick readings to identify the presence of combustible gases. With adjustable sensitivity, even low-levels of gases can be detected in seconds. It ensures proper gas line installations, checks for maintenance and repair needs and quickly pinpoints combustible gas leaks.

- Rugged ergonomic design makes it comfortable to use, yet tough.
- Tri-Mode Detection™ for option to be alerted with a visual, audible or vibration alerts which can be adjusted for your environment.
- Adjustable sensitivity settings provide precise leak locating with the touch of a button.
- 16" (40 cm) flexible probe allows location and detection of leak in hard-to-reach and confined spaces.
- Field replaceable sensor means more up-time and less time waiting for repairs.

SPECIFICATIONS

- Detection Range – 0 to 6400 ppm (Methane)
- Alarm Sensitivity – 40 ppm (Methane)
- Calibration – Automatic
- Alarms – Visual, audible and vibration
- Power Source – 4 x AA batteries (included)
- Gases Detected* – Methane, Hydrogen, Propane, Ethylene, Ethane, Hexane, Iso-Butane, Benzene, Iso-Butane, Ethanol, Acetaldehyde, Toluene, P-Xylene, Ammonia, Hydrogen Sulfide

**Common mixtures that would include or emit more than one of these gases include natural gas, paint thinners, industrial solvents, dry cleaning fluids, and gasoline.*









Catalog No.	Model No.	Description	Weight	
			lb.	kg
36163	micro CD-100	Combustible Gas Detector	1	0.45
31948	CD-100 RS	Replacement Sensor	-	-

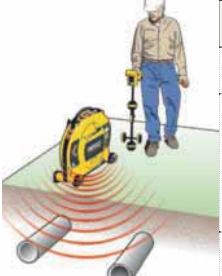







Locating Equipment

RIDGID® Receivers – RIDGID® locating receivers feature an easy-to-use visual mapping display that allows you to locate utility lines and sondes/beacons with confidence. Use with a SeeSnake® camera equipped with a sonde transmitter to locate the camera head during an inspection or use with a line transmitter to find buried utilities. These locators can also find flushable float sondes and remote transmitters attached to a push rod or drain cable.

	UTILITY LOCATING			PLUMBING LOCATING	
	SeekTech® SR-60	SeekTech® SR-24	SeekTech® SR-20	NaviTrack® II	NaviTrack Scout®
					
Page Number	22163	44473	21893	96967	19238
Omni-Directional Mapping Display	Yes	Yes	Yes	Yes	Yes
User-Defined Frequencies	Yes - All Available	Yes up to 35 kHz	Yes up to 35 kHz	No	No
Number of Active Line Trace Frequencies	All up to 490 kHz	All up to 35 kHz	All up to 35 kHz	7	3
Sonde Frequencies	All up to 490 kHz	All up to 35 kHz	All up to 35 kHz	7	4
Passive Search	Omni-Seek (searches all passive bands at once)	Omni-Seek (searches all passive bands at once)	Omni-Seek (searches all passive bands at once)	50/60 Hz	50/60 Hz
Depth	Continuous	Continuous	Continuous	Continuous	Push Button
Weight w/batteries	5.1 lbs./2.3 kg	4 lbs./1.8 kg	4 lbs./1.8 kg	5.1 lbs./2.3 kg	3 lbs./1.4 kg
Bluetooth®/GPS	No	Yes	No	No	No

RIDGID® Transmitters – Accurately trace buried utilities by applying a signal with a RIDGID® Line Transmitter. All transmitters have multiple frequency options and are capable of applying a signal by direct connection and induction. Powerful 5W and 10W transmitters apply a strong signal making for easier locates.

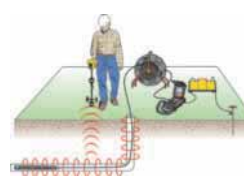
	UTILITY LOCATING			PLUMBING LOCATING	
	SeekTech ST-330+	SeekTech ST-510	SeekTech ST-305	NaviTrack	Brick
					
Page Number	49338	21903	21898	14818	20168
Max Power Output	10W	10W	5W	10W	5W
Digital Display	Yes	Yes	No	No	No
Line Trace Frequencies	All up to 490 kHz	Selections up to 490 kHz	4	6	4
Inductive Frequencies	8 kHz or 33 kHz	4	3	6	3
Simultaneous Transmit 2 Line Frequencies	No	No	Yes	No	Yes
Weight w/batteries	11.1 lbs./5.0 kg	8 lbs./3.4 kg	2.4 lbs./1.1 kg	9 lbs./4.1 kg	2 lbs./0.9 kg
Bluetooth®/GPS	Yes	No	No	No	No
Rechargeable Batteries	Yes	No	No	No	No



Find sondes/beacons



Direct connect to utility lines



Find plastic pipe with integral line trace



Induce a signal to locate utilities

SeekTech® Utility Line Locators

The large displays on SeekTech receivers give you the information you need when you need to locate with speed, accuracy and confidence.



PERFORMANCE

The mapping display confirms a good locate signal and identifies distortion in congested areas using:

- Target-Line – Guides the operator down the line and shows changes in direction.
- Left-Right Guidance Arrows – Points the operator to the target utility.
- Proximity Signal and Signal Strength – Helps the operator center the locator closer to the target for more confident locates.

OTHER FEATURES

- Continual Depth – Increases productivity by showing depth changes in real-time.
- Omni-Seek® – Increases accuracy and efficiency when searching in passive mode. Continuously searches passive power and radio bands to locate and avoid unknown metallic lines.
- User-Defined Frequencies – RIDGID SeekTech receivers can be configured with up to 30 user-defined frequencies.
 - SeekTech SR-60 locator can be set to any frequency between 10 Hz and 490,000 Hz making it a universal receiver.
 - SeekTech SR-20 locator can be set to any frequency between 10 Hz and 35,000 Hz.

Comparison of Features

	SR-20 Locator	SR-24 Locator	SR-60 Locator	Conventional
Omni-Directional Mapping Display	Yes	Yes	Yes	No
User-Defined Frequencies (Competitor Frequencies)	Yes up to 35 K	Yes up to 35 K	Yes – All Available	Limited or No
Omni-Seek® (Simultaneous Multiple Line Trace)	Yes – All Passive Bands at Once	Yes – All Passive Bands at Once	Yes – All Passive Bands at Once	No
Depth	Continual	Continual	Continual	Push Button or Triangulation
Current Measurement	Continual	Continual	Continual	Push Button & Average
Distortion Indication On One Screen	Yes	Yes	Yes	No
Simultrace™ (Simultaneous Sonde & Line Trace)	No	No	Yes	No
Stereo Guidance (Using Headphones)	No	No	Yes	No
Integrated Bluetooth and GPS	No	Yes	No	No

Utility Locating



SEEKTECH SR-20 LOCATOR

A lightweight yet rugged receiver that provides all the information needed for faster, more accurate locates.

- Target line and guidance arrows quickly identify distortion.
- Proximity signal and signal strength help work through difficult locates.
- Trace any frequency from 10 Hz to 35,000 kHz.

SPECIFICATIONS

- Active Line Trace Frequencies * – 128 Hz, 1 kHz, 8 kHz and 33 kHz
- Passive Power Trace – 50 Hz, 60 Hz, <4 kHz Broadband
- Passive Radio Trace – 4 kHz-15 kHz, 15 kHz-36 kHz
- Sonde Frequencies * – 16 Hz, 512 Hz, 640 Hz, 850 Hz, 8 kHz, 16 kHz, 33 kHz
- Power Source – 4 C-Cell batteries (included)
- Battery Life – Approximately 16 hours
- Weight – 3.5 lbs. (1.6 kg)
- Meets FCC Class A and EN 55022 Class A requirements

** 30 user definable frequencies can be set from 10 Hz to 35,000 kHz.*

Catalog No.	Description	Weight	
		lb.	kg
21893	SeekTech SR-20 Line Locator (Includes Case)	4	1.8
46918	KIT: SR-20 + ST305 + 4" CLAMP	8.5	3.8

Accessories

Catalog No.	Description	Weight	
		lb.	kg
20973	SeekTech 4" (100 mm) Inductive Signal Clamp	2	0.9
21898	SeekTech ST-305 Transmitter	2.5	1.9

Replacement Parts

Catalog No.	Description	Weight	
		lb.	kg
22173	SR-20/SR-24 Case	5	2.2

Utility Locating



RIDGIDTRAX

RIDGIDtrax enables basic underground utility mapping in real time. Connect an Android or iOS device wirelessly to a RIDGID SR-24 Utility Locator and RIDGIDtrax will display GPS position and depth of the target utility. A user can identify the type of utility (water, gas, electric, etc.) and display multiple utilities on the same map. A finished map can be saved and viewed inside the app or exported to a *.KMZ file for use with popular GIS programs such as Google Earth®.



RIDGIDtrax



SR-24 LINE LOCATOR WITH BLUETOOTH® AND GPS

The SR-24 is a precision utility locating instrument with GPS and Bluetooth® technology for easy integration with external data capture devices.

The SR-24's omnidirectional antennas capture the complete signal field, making it easy to acquire the signal and trace its path. The receiver displays the utility's position and direction on the display, providing an intuitive locating experience. For added confidence, audio and visual warnings notify the operator if the shape of the signal field is being distorted so that appropriate action can be taken to avoid mismarking the utility's position.

- Shows the utility's estimated position, direction and depth.
- Capture the complete signal field for greater speed and accuracy.
- Track location coordinates for mapping and GIS applications.
- Stream data to smartphones, tablets, or high-precision GPS instruments.
- Map multiple tracks and waypoints and export to GIS software.

SPECIFICATIONS

- Active Line Trace Frequencies* – 128 Hz, 1 kHz, 8 kHz and 33 kHz
- Passive Power Trace – 50 Hz, 60 Hz, <4 kHz Broadband
- Passive Radio Trace – 4 kHz-15 kHz, 15 kHz-36 kHz
- Sonde Frequencies * – 16 Hz, 512 Hz, 640 Hz, 850 Hz, 8 kHz, 16 kHz, 33 kHz
- Power Source – 4 C-Cell batteries (included)
- Battery Life – Approximately 16 hours
- Weight – 3.5 lbs. (1.6 kg)
- Wireless Technology – Bluetooth Class 1
- Wireless Range – 200 yards (183 meters)
- GPS Average Accuracy – Less than 8.2' (2.5 m)
- Meets FCC Class A and EN 55022 Class A requirements

* 30 user definable frequencies can be set from 10 Hz to 35,000 Hz.

Catalog No.	Description	Weight	
		lb.	kg
44473	SR-24 Line Locator with Bluetooth® and GPS	4	1.8

Accessories

Catalog No.	Description	Weight	
		lb.	kg
21898	SeekTech ST-305 Transmitter	2.5	1.9
20973	SeekTech 4" (100 mm) Inductive Signal Clamp	2	0.9

Replacement Parts

Catalog No.	Description	Weight	
		lb.	kg
22173	SR-20/SR-24 Case	5	2.2

Utility Locating



SEEKTECH® SR-60 LOCATOR

For the fastest, easiest, most versatile receiver available.

Choose the SR-60 locator for fast confident locates even under tough locate conditions (poor conductors, poor soil conditions, poor grounding, etc.).

VERSATILITY

- Trace any frequency from 10 Hz to 490 kHz.
- Trace energized lines and sondes (beacons) simultaneously.
- Has all the ease of use and accuracy of the SR-20 but with ALL locatable frequencies.

SPECIFICATIONS

- Active Line Trace Frequencies* – 128 Hz, 1 kHz, 8 kHz, 33 kHz, 51 kHz, 93 kHz, 200 kHz, 262 kHz**
- Passive Power Trace – 50 Hz, 60 Hz, <4 kHz Broadband
- Passive Radio Trace – 4 kHz-15 kHz, 15 kHz-36 kHz
- Sonde Frequencies * – 16 Hz, 512 Hz, 640 Hz, 850 Hz, 8 kHz, 16 kHz, 33 kHz
- Power Source – 4 C-Cell batteries (included)
- Battery Life – Approximately 16 hours
- Weight – 5.1 lbs. (2.3 kg)
- Meets FCC Class A and EN 55022 Class A requirements

*30 user definable frequencies can be set from 10 Hz to 490 kHz.
** Up to 93 kHz for devices sold in Europe.

Catalog No.	Description	Weight	
		lb.	kg
22163	SeekTech SR-60 Line Locator (Includes Case)	5.1	2.3

Accessories

Catalog No.	Description	Weight	
		lb.	kg
20973	SeekTech 4" (100 mm) Inductive Signal Clamp	2	0.9
21898	SeekTech ST-305 Transmitter	2.5	1.9

Replacement Parts





Catalog No.	Description	Weight	
		lb.	kg
29798	SR-60 Case	5	2.2

SeekTech® Utility Transmitters

RIDGID® offers a range of transmitters for tracing underground metallic pipes and cables. All RIDGID® transmitters generate a signal onto the buried cable in one of three ways:

- Direct connection using connection cords.
- Induction with the optional inductive signal clamp.
- Induction from the transmitter.

Comparison of Features

	UTILITY LOCATING		
	SeekTech ST-33Q+	SeekTech ST-510	SeekTech ST-305
			
	49338	21903	21898
Page Number	12.34	12.35	12.35
Max Power Output	10W	10W	5W
Digital Display	Yes	Yes	No
Line Trace Frequencies	All up to 490 kHz	Selections up to 490 kHz	4
Inductive Frequencies	8 kHz or 33 kHz	4	3
Simultaneous Transmit 2 Line Frequencies	No	No	Yes
Weight w/batteries	11.1 lbs./5.0 kg	8 lbs./3.4 kg	2.4 lbs./1.1 kg
Bluetooth®/GPS	Yes	No	No
Rechargeable Batteries	Yes	No	No



ST-33Q+ LINE TRANSMITTER WITH BLUETOOTH®

The RIDGID® ST-33Q+ Line Transmitter with Bluetooth is the ideal transmitter for inducing current onto a target line. It will also direct connect using any frequency from 10Hz to 490kHz* with power up to 10 Watts. The ST-33Q+ also allows the flexibility of using D-Cell alkaline batteries or 18V rechargeable RIDGID batteries for minimal interruptions on the job. The new Bluetooth feature on the ST-33Q+ allows you to finish complex locates faster by wirelessly changing the transmitted frequency from the SR-24 receiver from up to 200 yards away.

- Induce over 8 times more current than traditional transmitters. More current means you can walk and trace further than ever before.
- Power options include Lithium-Ion 18 V rechargeable battery, six D-cell batteries, or an external 10-28 VDC power source.
- Induce more current at lower frequencies. Lower frequencies are less prone to jump onto other lines in congested areas reducing distortion and increasing accuracy.
- Use with a SR-24 Bluetooth-enabled locator, to control the ST-33Q+ settings wirelessly from the SR-24 receiver. Change transmitted frequency remotely from up to 200 yards away.

FREQUENCIES

- Direct Connect (pre-programmed) – 128 Hz, 1 kHz, 8 kHz, 33 kHz, 93 kHz, 262 kHz*
- Direct Connect (user programmed) – Any Frequency from 10 Hz – 490 kHz*
- Induction – 8 kHz or 33 kHz

* Up to 93 kHz for devices sold in Europe and Australia and New Zealand.

SPECIFICATIONS

- Max Power – 10 watts
- Bluetooth Max Wireless Range – 200 yards (183 m)

Batteries sold separately.

Catalog No.	Description	Weight	
		lb.	kg
49338	ST-33Q+ Line Transmitter with Bluetooth	11.1	5
20973	SeekTech 4" (100 mm) Inductive Signal Clamp	2	0.9
44853	Set of (2) 2.0Ah Batteries and (1) 120V Charger	4	1.7



Utility Locating



SEEKTECH ST-510 LINE TRANSMITTER

The SeekTech ST-510 Line Transmitter lets you energize metallic lines for tracing with a locator.

- Ten watts of fully variable power output.
- LCD display provides instant visual feedback on line resistance and current flow.
- Two 25' (7,62 m) lead wires with heavy duty clips.
- Audio feedback confirms a good circuit before beginning a trace.

SPECIFICATIONS

- Direct Connect – 128 Hz, 1 kHz, 8 kHz, 33 kHz and 93 kHz
- Induction – 1 kHz, 8 kHz, 33 kHz, 262 kHz*
- Competitor Frequencies – Available in both direct connect and induction

** Up to 93 kHz for devices sold in Europe.*

Catalog No.	Description	Weight	
		lb.	kg
21903	SeekTech ST-510 Transmitter (10 watts)	8	3.4



SEEKTECH ST-305 LINE TRANSMITTER

The 5 watt SeekTech ST-305 Line Transmitter lets you energize metallic lines for tracing.

- Lightweight and compact transmitter that delivers up to 5 watts of power.
- Can transmit two frequencies simultaneously.
- Audio feedback confirms a good circuit before beginning a trace.

FREQUENCIES

- Direct Connect – 1 kHz, 8 kHz, 33 kHz, 262 kHz*
- Induction – 1 kHz, 8 kHz, 33 kHz, 262 kHz*

** Up to 93 kHz for devices sold in Europe.*

Catalog No.	Description	Weight	
		lb.	kg
21898	SeekTech ST-305 Transmitter	2.5	1.9



SEEKTECH INDUCTIVE SIGNAL CLAMP

- Allows users to apply a signal to a cable or pipe when direct connection is not possible.
- Compatible with all RIGID® transmitters.

Catalog No.	Description	Weight	
		lb.	kg
20973	SeekTech 4" (100 mm) Inductive Signal Clamp	2	0.9

Utility Locating

NEW



MR-10 MAGNETIC LOCATOR

- Quickly locate buried iron or steel objects such as: Valve/Curb Boxes, Manhole Covers, Cast Iron Pipes, Steel Enclosures, Well Casings, Reinforced Septic Tanks, Survey Pins.
- Ergonomic rugged design includes carrying case and batteries.
- Highly sensitive instrument with audio and visual feedback.
- AutoNull feature blocks out nearby metallic interference such as an automobile or chain link fences.

SPECIFICATIONS

- Display – Black and White LCD
- Speaker – Durable Mylar Speaker
- Body Material/Construction – Aluminum Tube with Recessed Controls
- Length – 39.25" (100 cm)
- Operating Temperature – 0°F to +120°F (-18°C to +49°C)
- Storage Temperature – 13°F to +140°F (-25°C to +60°C)
- IP Protection – IP54
- Power Supply – 6 x AA Alkaline Batteries Included
- Weight – 1.7 lbs. (0,77 Kg)

Catalog No.	Description	Weight	
		lb.	kg
53068	MR-10 Magnetic Locator with Case	1.7	0.77

NaviTrack® Locators



Kit shown without optional accessories

NAVITRACK II LOCATOR

NaviTrack II locators provide unprecedented ease-of-use for locating underground pipes. NaviTrack II's advanced technology greatly reduces training time. You can learn to locate with NaviTrack II in minutes.

- Locates SeeSnake in-line transmitters, remote transmitters (sondes), and energized metallic lines.
- Transmitters can be approached from any direction for faster, more accurate locates.
- Locates can be easily verified using the large mapping display.
- Continuous depth measurement.

SPECIFICATIONS

- Weight – 5 lbs
- Power Source – 4 C-Cell batteries
- Battery Life – Approximately 16 hours

STANDARD FREQUENCIES

- Sonde – 16 Hz, 512 Hz, 640 Hz, 850 Hz, 8 kHz, 16 kHz, 33 kHz
- Active Line Trace – 128 Hz, 1 kHz, 8 kHz, 33 kHz, 262 kHz
- Passive AC Line Trace – 60 Hz, 50 Hz

Catalog No.	Description	Weight	
		lb.	kg
96967	NaviTrack II Locator	5.1	2.3

Replacement Parts

Catalog No.	Description
12543	Marker Chips and Clip
22388	NaviTrack II Carrying Case

Accessories

Catalog No.	Description	Weight	
		lb.	kg
14818	NaviTrack Line Transmitter	8	3.4
16728	Remote Transmitter, 512-AAA		
19793	Float Sondes (2), Plus Extra Battery	0.4	0.18
20168	NaviTrack Brick Transmitter		
20973	SeekTech 4" (100 mm) Inductive Signal Clamp	2	0.9

NaviTrack® Locators



NAVITRACK SCOUT® LOCATOR

The NaviTrack Scout Locator is designed to solve the most demanding remote transmitter (sonde) locates using multi-directional locating technology.

EASIER LOCATES

- The NaviTrack Scout multi-directional antenna technology sees the entire signal all of the time. Simply maximize the signal strength and you have found the target. No nulls or false peaks to complicate the locate.

ACCURACY

- This locator verifies the locate position using a micro-mapping display to mark distinctive poles in front of and behind the target, insuring an accurate locate.

AUTOMATIC DEPTH

- Depth is automatically calculated and displayed when over the target.

SPECIFICATIONS

- Weight – 3 lbs (1.4 kg)
- Power Source – 4 C-Cell batteries
- Battery Life – Approximately 24 hours

STANDARD FREQUENCIES

- Sonde – 16 Hz, 512 Hz, 640 Hz, 874 kHz and 33 kHz
- Line Trace – 128 Hz, 1 kHz, 8 kHz and 33 kHz
- Passive AC Line Trace – 60 Hz, 50 Hz
- Meets FCC Class B and EN 55022 Class B requirements

Catalog No.	Description	Weight	
		lb.	kg
19238	NaviTrack Scout Locator	3	1.4

Accessories

Catalog No.	Description	Weight	
		lb.	kg
14818	NaviTrack Line Transmitter	7.5	3.4
16728	Remote Transmitter, 512-AAA	0.4	0.18
19793	Float Sondes (2), Plus Extra Battery		
20168	NaviTrack Brick Transmitter	2	0.9

Replacement Parts

Catalog No.	Description
12543	Marker Chips and Clip
20248	Scout Carrying Case

NaviTrack® Transmitters



NAVITRACK LINE TRANSMITTER - 10 WATT

For tracing buried cable, TV lines, phone lines and other metallic lines which can carry an electromagnetic signal.

- Up to 10 watts of power output.
- Two 25' coiled connectors.
- Conductive ground rod.
- Inductive signal clamp (optional accessory).

SPECIFICATIONS

- Frequencies – 128 Hz, 1 kHz, 8 kHz, 33 kHz – 10 watt
200 kHz, 262 kHz – 1 watt output power
- Power Source – 8 D-Cell batteries

Catalog No.	Description	Weight	
		lb.	kg
14818	NaviTrack Line Transmitter	8	3.4

Accessories

Catalog No.	Description	Weight	
		lb.	kg
20973	SeekTech 4" (100 mm) Inductive Signal Clamp	2	0.9



NAVITRACK BRICK - 5 WATT

- For tracing buried cable, TV lines, phone lines and other metallic lines which can carry an electromagnetic signal.
- Fully variable 5 watts of power output.
- Lightweight, easy to carry.
- Conductive ground rod.
- Two 10' connectors.

SPECIFICATIONS

- Frequencies – 1 kHz, 8 kHz, 33 kHz, 262 kHz
- Power Source – Six C-Cell batteries

Catalog No.	Description	Weight	
		lb.	kg
20168	NaviTrack Brick Transmitter	2	0.9

Accessories

Catalog No.	Description	Weight	
		lb.	kg
20973	SeekTech 4" (100 mm) Inductive Signal Clamp	2	0.9

NaviTrack® Transmitters



REMOTE TRANSMITTER (512 HZ SONDE)

- Can be attached to a drain cleaning cable or a water jet hose to locate the remote transmitter in a line.
- Flashing LED indicates that sonde is transmitting.
- Meets FCC Class B and EN 55022 Class B requirements.

Catalog No.	Description	Weight	
		lb.	kg
16728	Remote Transmitter, 512-AAA	0.4	0.18

Accessories

Catalog No.	Description
19258	Adapter for 1¼" (32 mm) Sectional Cable
19263	Adapter for 5⁄8" and ¾" (16 mm and 20 mm) Drum Machine Cables
19268	Adapter for 7⁄8" (22 mm) Sec. and ½" (12 mm) Drum Machine Cables
19273	Adapter for 5⁄8" (16 mm) Sec. and 3⁄8" (10 mm) Drum Machine Cables



FLOATING TRANSMITTER

Floating Transmitters are used for locating underground structures like septic tanks.

- Ideal for locating septic tanks.
- 512 Hz signal.
- Flashing LED indicates that sonde is transmitting.
- Flushable.
- Battery-powered.
- Meets FCC Class B and EN 55022 Class B requirements.

Catalog No.	Description	Weight	
		lb.	kg
19793	Float Sondes (2), Plus Extra Battery	0.4	0.18



DRAIN CLEANING

- Wide selection from a single source – "The Right Machine for Every Job".
- A legacy of innovation and quality.

Type	No. of Models	Length (ft.)	Page
Hand Tools			
Toilet/Urinal Augers	4	3-6	13.6
Grappler Hook	1	6	13.7
Flat Sewer Tape	10	25-100	13.7
Hand Spinners	4	25-35	13.8-13.9
Sink Machines			
Auto-Clean™	1	30	13.9
K-40/K-45	18	25-35	13.10-13.13
Drum Machines			
Up to 4" Capacity	12	50-100	13.14-13.17
Up to 6" Capacity	3	50-200	13.18-13.19
Up to 8" Capacity	10	25-200	13.20-13.21
Up to 10" Capacity	9	25-250	13.22-13.23
Open Bale Drum Machines			
Up to 6" Capacity	1	100	13.24-13.25
Sectional Machines			
Up to 4" Capacity	16	Up to 175	13.26-13.29
Up to 8" Capacity	12	Up to 200	13.30-13.31
Up to 10" Capacity	11	Up to 300	13.32-13.35
Rodder Machines			
Up to 24" Capacity	2	Up to 500	13.36-13.37
Water Jetting Machines			
Up to 4" Capacity	4	25-200	13.38-13.39
Up to 6" Capacity	2	50-200	13.40-13.41
Up to 10" Capacity	2	35-300	13.42-13.43
Pumps			
Utility	7	–	13.44-13.46
Pump Accessories	4	–	13.46-13.47

HAND TOOLS



	Page
Augers	13.6
Grapple Hook	13.7
Flat Sewer Tape	13.7
Hand Spinners	13.8-13.9

SINK MACHINES

Easily portable, compact and lightweight.



Application	Model	Page
Bathroom/lavatory/kitchen sinks, tub/shower, urinal and laundry tub drains	Auto-Clean/ K-40/K-45	13.9 - 13.13

DRUM MACHINES

Delivers high torque to clear obstructions

- Power and torque.
- Cable-saving features.
- Superior maneuverability.



Application	Model	Page
Bathroom/lavatory/kitchen sinks, tub/shower, urinal, laundry tub, roof vents and indoor floor drains	K-400	13.14
Bathroom/lavatory/kitchen sinks, tub/shower, urinal, laundry tub, roof vents and indoor floor drains	K-3800	13.16
House laterals/main drains/floor drains	K-6200	13.18
Laterals, main lines, commercial lines	K-750	13.20
	K-7500	13.24
	K-750R	13.22

SECTIONAL MACHINES



High-speed cutting action to drill through obstructions.

- Power and speed with cable control.
- Lightweight and portable.

Line Size	Application	Model	Page
¾" to 4"	Bathroom/lavatory/kitchen sinks, tub/shower, urinal, laundry tub, roof vents and indoor floor drains	K-50	13.26
1¼" to 4"	Sink lines, roof vents and floor drains	K-60SP	13.28
2" to 8"	Floor/secondary lines, laterals and main lines	K-1500	13.30
2" to 10"	Laterals and main lines, commercial lines	K-1500SP	13.32
2" to 10"	Laterals and main lines, commercial lines – gasoline engine powered for remote locations	K-1500G	13.34

RODDER MACHINES



Designed specifically for larger diameter lines.

Line Size	Application	Model	Page
8" to 24"	Straight main work in municipalities, universities, institutions and industry	K-1000	13.36

WATER JETTERS



Water jetting machines are ideal for clearing grease, sludge or soap-clogged lines.

Line Size	Application	Model	Page
1¼" to 4"	Sink lines/floor/secondary lines	KJ-1350 KJ-1750	13.38
1¼" to 6"	Sink lines/floor/secondary lines/laterals	KJ-2200	13.40
2" to 10"	Sink lines/floor/secondary lines/laterals/main lines	KJ-3100	13.42







PUMPS



High quality, performance and dependability.







Type	Features	Page
Utility	Corrosion-resistant dewatering duty	13.44
Utility	Semi-trash pumps	13.46
Accessories	Check valves and water sensor	13.46

For Drain Guns, Sink Drums, and Small Line Sectional Machines









	Model	Length	Typical Application	Characteristics	Machines
5/16" (8mm)	 Bulb Auger C-1 C-21	25' 50'	Drain Lines 3/4" to 1 1/2". Kitchen Sinks, Lavatory Sinks, Bathtub Drains, Drinking Fountains and Urinals.	Hollow core cables that provide maximum flexibility for severe bends and "P" Traps.	K-25/K-26 (25' only) K-45 K-40 K-50*
	 Drop Head C-2 C-22	25' 50'	Drain Lines 3/4" to 1 1/2". Drop Head leads into down drain pipes, especially good for back-to-back mounted fixtures and severe bends.		
	 Inner Core w/ Bulb Auger C-11C C-131C	25' 35'	Drain Lines 1 1/4" to 2". Kitchen Sinks, Lavatory Sinks, Slop Sinks and Laundry Lines.	Inner core cables that provide good flexibility while resisting kinking.	K-25/K-26 (25' only) K-45, K-40 K-3800, K-50*
	 Inner Core w/ Drop Head C-21C C-231C	25' 35'	Drop Head leads into down drain pipes, especially good for back-to-back mounted fixtures and severe bends.		
3/8" (10mm)	 Male Coupling C-4 C-6 C-61C	25' 35' 35'	Drain Lines 1 1/4" to 2 1/2". Kitchen Sinks, Lavatory Sinks, Slop Sinks, and Disposal Waste Lines.	Flexible, yet tough 3/8" cable most commonly used after traps have been removed. C-61C slightly stiffer than C-6.	K-45 K-40 K-50*
	 Bulb Auger C-5	35'	Drain Lines 1 1/4" to 2 1/2". Kitchen Sinks, Lavatory Sinks, Slop Sinks, and Disposal Waste Lines.		

*See Page 12.25 for Proper Adapter or Sink Drum.


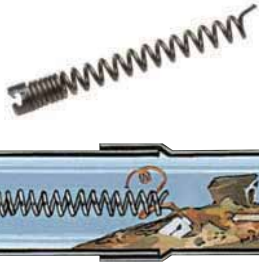
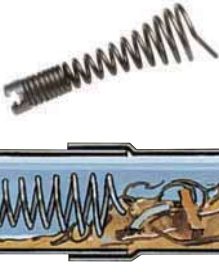













For Drum Machines

	Model	Length	Typical Application	Characteristics	Machines
3/8" (10mm)	 w/Inner Core C-31, C-31W C-32, C-32W C-33, C-33W	50' 75' 100'	Drain Lines 1 1/2" to 2 1/2". Kitchen Sinks, Lavatory Sinks, Slop Sinks and Laundry Stacks.	Good flexibility. As torque builds, outer spring tightens on wire core causing cable to stiffen and transfer greater torque to cutter.	K-400 K-3800
1/2" (12mm)	 w/Inner Core C-44, C-44W C-45, C-45W C-46	50' 75' 90'	Drain Lines 2" to 4". Laundry Stacks, Roof Vents and Indoor Floor Drains.	Same characteristics as above. Exceptional flexibility and toughness for a 1/2" inner core cable.	K-400 K-3800
5/8" (16mm)	 w/Inner Core C-25, C-25HD C-26, C-26HD C-27, C-27HD C-24, C-24HD	25' 50' 75' 100'	Drain Lines 3" to 6". Floor Drains, Vents, and Laterals.	General purpose cable. Inner core provides greater stiffness under load.	K-750 K-6200 K-7500
	 w/Hollow Core C-27HC C-24HC	75' 100'	Drain Lines 3" to 6". Floor Drains, Vents, and Laterals.	Hollow core cable is lighter in weight & more flexible. Helps operator negotiate difficult traps & bends in large lines.	K-750 K-7500
3/4" (20mm)	 w/Inner Core C-28 C-29 C-75 C-100	25' 50' 75' 100'	Drain Lines 4" to 10". Main Lines including Laterals.	Powerful cable used for heavy-duty blockages such as tree roots. Cable tightens on core to provide extra stiffness under load, delivering power to cutter.	K-750 K-7500
	 w/Hollow Core C-75HC C-100HC	75' 100'	Drain Lines 4" to 6". Main Lines including Laterals.	Hollow core cable is lighter in weight and more flexible. Helps operator negotiate difficult traps and bends in large lines.	K-750 K-7500

For Sectional Machines

	Model	Length	Typical Application	Characteristics	Machines
5/8" (16mm)	 C-7	7 1/2'	2" and 3" Floor Drains.	Tight wind cable providing good rigidity in a hollow core cable. Not for tree roots.	K-50, K-60SP
	 C-8	7 1/2'	Drain Lines 1 1/4" to 2". Ideal for proper cleaning of small lines.	Open wind cable that is more flexible than C-7. Open wind acts as an auger to thoroughly remove blockages in small lines.	K-50, K-60SP
	 C-9	10'	Drain Lines 2" to 4". Ideal for Floor Drains and Stacks.	Heavy-Duty open wind cable ideal for long runs in indoor lines.	K-50, K-60SP
7/8" (22MM)	 C-10	15'	Drain Lines 2" to 4". Rooftop Vent Stacks.	Standard all-purpose open wind. Excellent flexibility.	K-60SP K-1500A/B*
1 1/4" (32mm)	 C-11	15'	Drain Lines 3" to 8". Good for all around work. Easily negotiates 4" Traps.	Standard all-purpose open wind with 3/8" pitch. Flexible, yet rigid enough to do fast, tough root cutting.	K-1500A/B/ & SP
	 C-12	15'	Drain Lines 4" to 10". Do not use through 4" "P" Traps.	Extra-heavy-duty open wind with 3/8" pitch. Designed for 4" to 10" long runs.	K-1500A/B/ & SP
	 C-14	15'	Drain Lines 3" to 10". Do not use through 4" "P" Traps.	Heavy-duty open wind with 1/2" pitch. Especially good For 4" cleanout or 8" elbow entering in 4" to 10" line.	K-1500A/B/ & SP
	 C-15	15'	Drain Lines 3" to 6". Ideal for 4" Traps.	Extra-flexible open wind with 1/2" pitch. Lighter than C-11, slightly stiffer.	K-1500A/B

*See Page 12.29 for Proper Jawset.

<p>Drop Head Auger For cleaning back to back mounted fixtures e.g., sinks where cable needs to be led into down pipe.</p> 	<p>Straight Auger For use in exploring and breaking up stoppages or returning sample to surface to determine correct tool.</p> 	<p>Funnel Auger For use as second tool in line. Breaks up remains of stoppage left by straight auger.</p> 	<p>Hook Auger For heavy and dense root stoppages in pipes that require hooking and breaking up.</p> 
<p>Retrieving Auger For searching for cable which is broken or lost in line.</p> 	<p>Spade Cutter For following up after augers have been used and to open up floor drains.</p> 	<p>Four Blade Saw Tooth Cutter For blockages caused by hardened, glazed material such as chemical deposits.</p> 	<p>Grease Cutter For lines which have become badly greased with detergents and have to be opened.</p> 
<p>Spiral Saw Tooth Cutter For clearing any stoppage, roots, rags, sticks, etc.</p> 	<p>Saw Tooth Cutter For cleaning lines blocked heavily with roots. Unique design permits cutter to be removed from damaged pipe without locking.</p> 	<p>Spiral Bar Cutter For main sewers blocked by roots, leaf debris, sticks, sawdust, cloth, and sacking.</p> 	<p>Sharktooth Cutter For use in cleaning pipes of general material clinging to pipe walls.</p> 
<p>Grease "C" Cutter For grease blockage in lines leading from garbage disposal unit or waste pipe.</p> 	<p>Expanding Finish Cutters For final removal of material adhering to walls and certain roots of fibrous nature.</p> 	<p>Chain Knocker For use when vigorous action is required for cleaning of scale in pipes and boiler tubes.</p> 	<p>Flue Brush For use for finish cleaning required of boiler tubes and heat exchangers.</p> 

(TOOLTIP)

Always start with a straight auger to and determine what you are trying to clean. Then chose the correct cutter to clear the drain.

Toilet/Urinal Augers



K-1 COMBINATION AUGER

- The K-1 Combination Auger provides an all-in-one solution for removing blockages from urinals and shower drains.
- Dual Power Operation - provides additional power necessary for removing tough obstructions.
- Telescoping Design - provides additional cable length needed to remove obstructions further down the line.
- "C" Cutter Head - ideal for breaking up hard blockages.
- Left Hand Wound Cable - strengthens cable and prevents kinking.

SPECIFICATIONS

- Pipe Sizes Up to 2" (50 mm)
- Cable Length – 4 ft (1.2 m)
- Cable Diameter – 3/8" (10 mm)
- Operation – Manual or Drill Powered
- Applications – Urinals & Shower Drains
- Cutter Head Type – "C" Cutter

Catalog No.	Model No.	Description	Weight	
			lb.	kg
46683	K-1	K-1 Combination Auger	5	2.3



K-3 AND K-6 TOILET AUGERS

- High quality tools in 3' (1 m) and 6' (2 m) lengths provide fast and safe clearing of toilet obstructions.
- Vinyl guard protects porcelain.
- New durable, kink-resistant, 1/2" (12.7 mm) compression-wrapped Inner Core Cable.
- Large, ergonomically designed handles.
- Negotiate water-conserving toilets.

Catalog No.	Model No.	Description	Weight		Replac. Cables
			lb.	kg	
59787	K-3	3' (1 m) Toilet Auger with Bulb Head	4 1/2	1.9	-
59797	K-6	6' (2 m) Toilet Auger with Bulb Head	5 1/2	2.5	60362
59802	K-6 DH	6' Toilet Auger with Drop Head			60367



Grappler Hook



K-5 GRAPPLER HOOK

- Retrieves rocks, tools and other objects.
- Extends your reach 6' (2 m) for even the deepest traps.

Catalog No.	Model No.	Description	Weight	
			lb.	kg
59190	K-5	Grappler Hook	5	2.3
61820		Replacement Jaws	0	0.2

Sewer Tape



ONE-PIECE FLAT SEWER TAPE

- Sizes and lengths for use on sewer and drain lines through 8" (200 mm) in diameter and up to 100' (30,4 m) in length.
- Carrier included with all except 25' (7,6 m) model.
- All models have a hand grip and a spear point at one end and roller ball at the other.

Catalog No.	Model No.	Width		Thickness		Length		Capacity		Weight lb.	Weight kg
		in.	mm	in.	mm	ft.	m	in.	mm		
62530	E-2724	1/2	12	1/16	2	25	7.6	3/4 - 1 1/2	20 - 40	3	1.4
62535	E-2725					50	15.2			6	2.7
62540	E-2726					75	22.8			9	4.1
62545	E-2727					100	30.4			12	5.4
62555	E-2729	3/4	20	1/8	3	50	15.2	2 - 4	50 - 110	8	3.6
62565	E-2731					100	30.4			18	8.2
62595	E-2737					50	15.2	16	7.3		
62605	E-2739					100	30.4	34	15.4		
62615	E-2741	1	25	1/8	3	50	15.2	4 - 6	110 - 150	22	10.0
62625	E-2743					100	30.4			45	20.4

Hand Spinners



K-25 HAND SPINNER

- 3/4" to 1 1/2" (20 to 40 mm) Drain Lines
- The professional's choice for many years, the Model K-25 Hand Spinner offers premium quality. It's the ideal tool for the user who demands the best.
- Premium-quality, precision machined, 3-jaw chuck firmly secures cable. Releases cable with the flick-of-the-wrist.
- Cast aluminum ribbed hand grip won't slip in your hand.
- Rotary molded plastic drum won't dent or rust – cleans easily.
- Available in bulb head and drop head models. 5/16" (8 mm) x 25' (7,6 m) vinyl-wrapped inner core, kink-resistant cables.
- 5/16" x 25' (8 mm x 7.6 m) vinyl-wrapped inner core, kink-resistant cables.
- Balanced for comfortable operation.
- Drum Capacity: 5/16" x 25' (8 mm x 7.6 m).
- Works through traps and bends in sinks, tubs, drinking fountains, lavatories, urinals or vent pipes.

Standard Equipment

Catalog No. Model No.	58890 K-25-BP	58895 K-25-DH
56782 - 5/16" (8 mm) x 25' (7.6 m) Inner Core with Bulb Auger	•	
56787 - 5/16" (8 mm) x 25' (7.6 m) Inner Core with Drop Head Auger		•

Catalog No.	Model No.	Description	Cable Diameter		Length		Weight	
			in.	mm	ft.	m	lb.	kg
58890	K-25-BP	Hand Spinner with C-11C Bulb Auger Cable	5/16	8	25	7.6	8	3.6
58895	K-25-DH	Hand Spinner with C-21C Drop Head Cable	5/16	8	25	7.6		



K-26 HAND SPINNER

- 3/4" to 1 1/2" (19 to 40 mm) Drain Lines
- Ideal for users seeking excellent performance and value.
- Slip-resistant collet chuck that grips cable with the flick-of-the-wrist.
- 5/16" x 25' (8 mm x 7.6 m) hollow core cable with bulb head auger.
- Rotary molded plastic drum that won't rust or dent – cleans easily.
- Open drum design that permits access to cable and allows application of RIDGID® Cable Rust Inhibitor.

Standard Equipment

Catalog No. Model No.	59812 K-26
62225 - 5/16" (8 mm) x 25' (7.6 m) with Bulb Auger	•

Catalog No.	Model No.	Description	Cable Diameter		Length		Weight	
			in.	mm	ft.	m	lb.	kg
59812	K-26	Hand Spinner with C1 Bulb Head Cable	5/16	8	25	7.6	6	2.7

POWER SPIN WITH AUTOFEED®

- 1/2" to 1 1/2" (12.6 to 40 mm) Drain Lines.
- Pull trigger and turn handle, or add any variable speed (left / right) chuck drill machine for extra power.
- Cable self-feeds down drain.
- No mess. Hands don't touch cable.
- Equipped with 1/4" x 25" (6.3 mm x 7.6 m) MAXCORE® cable with bulb auger.



Catalog No.	Model No.	Description	Diameter		Length		Weight	
			in.	mm	ft.	m	lb.	kg
41408	Power Spin	Hand Spinner with Straight Auger	1/4	6	25	8	5	2.2
42163	Cable	MAXCORE Replacement Cable	1/4	6	25	8	3	1.4

Hand Spinners



KWIK-SPIN® HAND SPINNER WITH AUTOFEED®

- 1/2" to 1 1/2" (12.6 to 40 mm) Drain Lines
- For light-duty cleaning.
- Comfortable hand grip eases effort.
- Equipped with 1/4" x 25' (6.3 mm x 7.6 m) MAXCORE® cable with straight auger.
- Two-way AUTOFEED control keeps hands and work area clean.

Catalog No.	Model No.	Description	Diameter		Length		Weight	
			in.	mm	ft.	m	lb.	kg
41348	Kwik-Spin	Hand Spinner with Bulb Auger	1/4	6.3	25	7.6	3.5	1.6

Sink Machines



AUTO-CLEAN™/K-30 SINK MACHINE

- 3/4" to 1 1/2" (20 mm to 12.6 mm) Drain Lines
- Clean – Cable contained inside guide hose to minimize cleanup of hands, work areas and fixtures.
- Immediate Results – Strong, durable MAXCORE® 50 cable for tough blockages.
- AUTOFEED® Control – Conveniently powers cable down drain and through blockages. Aluminum paddles advance cable 20% faster.
- MAXCORE® 50 Cable – Includes 1/4" x 30' (6 mm x 9 m) Inner core cable for increased strength and longer life. Provides 50% more cleaning power for tough blockages.
- Powerful Motor – Single phase, AC 1.1 Amp, 60Hz, 450 RPM, CSA approved.

Catalog No.	Model No.	Description	Cable Diameter		Cable Length		Weight	
			in.	mm	ft.	m	lb.	kg
34963	K-30	Sink Machine	1/4	6	30	9	10	4.5
34893		1/4" - 30' Replacement Cable	1/4	6	30	9	1/2	0.6

Sink Machines



K-40 SINK MACHINE

- 3/4" to 2 1/2" (20 mm to 75 mm) Drain Lines
- The Model K-40 Sink Machine is ideal for cleaning small secondary drain lines.
- 1/4" (6 mm) cables best for 3/4" to 1 1/2" (20 mm to 40 mm) lines.
- 5/16" (8 mm) cables best for 3/4" to 1 1/2" (20 mm to 40 mm) lines.
- 3/8" (10 mm) cables best for 1 1/4" to 2 1/2" (40 mm to 75 mm) lines.
- The K-40 sits flat on the floor or countertop and also tips onto its back for easy access to sink drains and bathtubs full of water. It practically eliminates job site cleanup thanks to the patented guide hose two-way AUTOFEED® control. It completely contains the rotating cable and eliminates any waste water splashing or spraying.
- 175-watt induction motor quietly delivers enough torque to clear even the toughest blockages.
- Premium-quality, compression-wound inner core cable combines strength and flexibility to resist kinking.
- Two-piece "twist lock" drum housing will not dent or corrode and allows easy access to the inner drum and cable.
- Special inner drum design virtually eliminates cable flip-over inside the drum and drum leakage.
- Two-way AUTOFEED control advances and retrieves the drain cleaning cable with a simple push of a lever keeping you and the work area clean.
- Includes RIDGID® drain cleaning gloves and operator's manual.

Catalog No.	Model No.	Description	Voltage			Weight	
			V	lb.	kg		
71702	K-40	Machine with: C-131C, 5/16" x 35' (8 mm x 10.7 m) Cable with Inner Drum	115	29	13.0		
71722	K-40AF	Machine with: AUTOFEED, Guide Hose, Mounting Bracket, C-131C SB, 5/16" x 35' (8 mm x 10.7 m) Speed Bump Cable with Inner Drum	115	33	15.0		
71732			230				
78347	K-40B AF	Battery Powered Machine with: AUTOFEED, Guide Hose, Mounting Bracket, C-131C SB, 5/16" x 35" (8 mm x 10.7 m) Cable with Inner Drum, (2) 14.4V Battery Packs, 14.4V Battery Charger	-	24	11.0		
71717	K-40 AF 110 V	Machine with: AUTOFEED, Guide Hose, Mounting Bracket, C-131C SB, 5/16" x 35' (8 mm x 10.7 m) Speed Bump Cable with Inner Drum	-	-	-		

Standard Equipment

Catalog No. Model No.	71702 K-40	71722 K-40AF	71727 K-40AF	71732 K-40B AF	78347 K-40AF 110V
56792 - 5/16" (8 mm) x 35' (10.7 m) Inner Core with Bulb Auger	•		•		
95847 - 5/16" (8 mm) x 35' (10.7m) Inner Core Speed Bump with Bulb Auger		•		•	•



Cables

	Catalog No.	Model No.	Description	Weight	
				lb.	kg
	50647	S-1	1/4" (6 mm) x 15' (4,6 m) with Funnel Auger	2 1/4	1.0
	50652	S-2	1/4" (6 mm) x 25' (7,6 m) with Funnel Auger	3 1/2	2.0
	50657	S-3	1/4" (6 mm) x 35' (10,7 m) with Funnel Auger	5	
	62225	C-1	5/16" (8 mm) x 25' (7,6 m) with Bulb Auger	3 1/2	3.0
	56782	C-11C	5/16" (8 mm) x 25' (7,6 m) Inner Core with Bulb Auger	4	
	89400	C-21	5/16" (8 mm) x 50' (15,2 m) with Bulb Auger	7	2.0
	56792	C-131C	5/16" x 35' (8 mm x 10,7 m) Inner Core with Bulb Auger	5 1/2	
	95847	C-131CSB	5/16" x 35' (8 mm x 10,7 m) Inner Core Speed Bump with Bulb Auger	3 1/2	3.0
	62235	C-2	5/16" (8 mm) x 25' (7,6 m) with Drop Head Auger	4	
	56787	C-21C	5/16" (8 mm) x 25' (7,6 m) Inner Core with Drop Head Auger	7	2.0
	89405	C-22	5/16" (8 mm) x 50' (15,2 m) with Drop Head Auger	5 1/2	
	56797	C-231C	5/16" (8 mm) x 35' (10,7 m) Inner Core with Drop Head Auger	4 1/2	4.0
	62245	C-4	3/8" (10mm) x 25' (7,6 m) with Male Coupling	8 1/4	
	62250	C-5	3/8" (10mm) x 35' (10,7 m) with Bulb Auger	8 1/2	4.0
	62260	C-6	3/8" (10 mm) x 35' (10,7 m) with Male Coupling	8 1/2	
	96037	C-61C	3/8" (10mm) x 35' (10,7 m) Inner Core with Male Coupling		

Tools

	Catalog No.	Model No.	Description	Replac. Blade(s)
	62990	T-201	Straight Auger, 5" (125 mm) Long	
	62995	T-202	Bulb Auger, 1 1/8" (29 mm) O.D.	-
	63000	T-203	Bulb Auger 7/8" (22 mm) O.D.	
	54837	T-204	"C" Cutter 1" (25 mm)	54832
	63005	T-205	"C" Cutter, 1 3/8" (35 mm)	97835
	63010	T-206	Funnel Auger, 3" (80 mm) Long	-
	63030	T-210	Spade Cutter, 1" (25 mm)	97905
	63035	T-211	Spade Cutter, 1 3/8" (35 mm)	97825
	63040	T-212	Spade Cutter, 1 3/4" (45 mm)	92850
	63045	T-213	4-Blade Cutter, 1" (25 mm)	97795
	63050	T-214	4-Blade Cutter, 1 3/8" (35 mm)	97910
	63055	T-215	4-Blade Cutter, 1 3/4" (45 mm)	97915
	63065	T-217	Drop Head Auger, 4" (110 mm) Long	
	55457	T-225	Retrieving Auger	-
	48482	T-250	Tool Set includes: T-203, T-205, T-210, T-217, A-13	
	52812	T-230	H-D "C" Cutter, 2" (50 mm)	92815
	52817	T-231	H-D "C" Cutter, 2 1/2" (65 mm)	92820
	52822	T-232	H-D "C" Cutter, 3" (80 mm)	92835
	59230	A-13	3/8" Cable Pin Key	-

Accessories

	Catalog No.	Model No.	Description
	26558	A-40AF	AUTOFEED Assembly & Guide Hose for K-40 Includes Mounting Bracket
	23913	A-39AF	Replacement AUTOFEED Cartridge
	71757	A-40G	A-40G Guide Hose Assembly
	72702	A-40B	Mounting Bracket
	83407		14.4V Battery Pack
	83417		115V Charger
	71847		Cable Torque Arm
	68917		Drum Liner
	76597		Top Roller Bearing Housing Assy.
	76817		C-6 Cable Kit incl. Inner Drum, C-6 Cable Torque Arm, T-250 Tool Set
	98072		C-61C Cable Kit including: Inner Drum, C-61C Cable, Torque Arm, T-250 Tool Set
	41937		RIDGID® Leather Drain Cleaning Gloves
	70032		RIDGID® PVC Drain Cleaning Gloves

Sink Machines



K-45 SINK MACHINE

- 3/4" to 2 1/2" (20 mm to 75 mm) Drain Lines
- 1/4" (6 mm) cables best for 3/4" to 1 1/2" (20 mm to 40 mm) lines.
- 5/16" (8 mm) cables best for 3/4" to 1 1/2" (20 mm to 40 mm) lines.
- 3/8" (10 mm) cables best for 1 1/4" to 2 1/2" (30 mm to 75 mm) lines.
- Excellent for small line cleaning. Opens clogged lavatory, sink lines, urinals and tub or shower drains.
- Advanced two-way AUTOFEED® control keeps hands and work area clean – advances & retrieves cable with push of a lever.
- Manual version has a slide-action chuck for quick locking/releasing of cable (Not available in Europe).
- Lightweight, easy-to-use, no setup required.
- Variable speed power unit rotates cable 0-600 RPMs.
- Two-piece twist lock canister with interchangeable inner drum – Makes cable change-out simple; easy to match the right cable for the job.
- Inner drum prevents water leaks and greatly reduces cable flip-over inside the drum.
- Drums won't rust or dent-ever.
- Drum Capacity: 50' of 5/16" (15 m of 8 mm) or 35' of 3/8" (11 m of 10 mm).
- Includes RIDGID® drain cleaning gloves and operator's manual.
- Approved by CSA to CSA and UL Standards (115V only).

INNER CORE CABLES

(MODELS C-1IC, C-6IC, C-13IC, C-2IC, C-23IC)

- Vinyl-wrapped inner core to prevent core from rusting to spring – enhances cable life.
- Compression wound for strength.
- Resists kinking and negotiates tough bends and traps.
- Provides good flexibility and cleaning power to the cable end.

	Catalog No.	Model No.	Description	Voltage	Weight	
				V	lb.	kg
K-45AF	35473	K-45AF	K-45AF Machine with: - C-1IC, 5/16" x 25' (8 mm x 7.6 m) Inner Core Cable with Inner Drum	115	11	5.0
	36033		Machine with: - C-1IC, 5/16" x 25' (8 mm x 7.6 m) Inner Core Cable with Inner Drum	230	13.8	6.5
	35998	K-45AF-1	Same as Model No. K-45AF plus: C-6429 Carrying Case	115	27	12.2
	36038			230		
	36003	K-45AF-5	K-45AF Machine with: - C-1IC, 5/16" x 25' (8 mm x 7.6 m) Inner Core Cable with Inner Drum - C-6, 3/8" x 35' (10 mm x 10.7 m) Cable with Inner Drum - T-250, Five -Piece Tool Set for 3/8" (10 mm) Cable - C-6429 Carrying Case	115	34	15.4
	36043			230		
	36008	K-45AF-7	K-45AF Machine with: - C-1IC, 5/16" x 25' (8 mm x 7.6 m) Inner Core Cable w/Inner Drum - C-6, 3/8" x 35' (10 mm x 10.7 m) Cable with Inner Drum - C-21, 5/16" x 50' (8 mm x 15.2 m) Cable with Inner Drum - T-250, Five -Piece Tool Set for 3/8" (10 mm) Cable - C-6429 Carrying Case	115	42	19.0
K-45	36018	K-45	K-45 Machine with: - C-1IC, 5/16" x 25' (8 mm x 7.6 m) Inner Core Cable with Inner Drum	115	11	5.0
	36048			230		
	36013	K-45-1	Same as Model No. K-45 plus: C-6429 Carrying Case	115	27	12.2
	36053			230		
	36023	K-45-5	K-45 Machine with: - C-1IC, 5/16" x 25' (8 mm x 7.6 m) Inner Core Cable with Inner Drum - C-6, 3/8" x 35' (10 mm x 10.7 m) Cable with Inner Drum - T-250, Five -Piece Tool Set for 3/8" (10 mm) Cable - C-6429 Carrying Case	115	34	15.4
	36058	K-45	K-45AF Machine with: - C-1IC, 5/16" x 25' (8 mm x 7.6 m) Inner Core Cable with Inner Drum - C-6, 3/8" x 35' (10 mm x 10.7 m) Cable with Inner Drum - T-250, Five -Piece Tool Set for 3/8" (10 mm) Cable - C-6429 Carrying Case	230		
	36028	K-45-7	K-45AF Machine with: - C-1IC, 5/16" x 25' (8 mm x 7.6 m) Inner Core Cable with Inner Drum - C-6, 3/8" x 35' (10 mm x 10.7 m) Cable Inner Drum - C-21, 5/16" x 50' (8 mm x 15.2 m) Cable with Inner Drum - T-250, Five -Piece Tool Set for 3/8" (10 mm) Cable - C-6429 Carrying Case	115	42	19.0

Standard Equipment

Catalog No. Model No.	35473 K-45AF	36033 K-45AF	35998 K-45AF-1	36038 K-45AF-1	36003 K-45AF-5	36043 K-45AF-5	36008 K-45AF-7	36018 K-45	36048 K-45	36013 K-45-1	36053 -	36023 K-45-5	36058 K-45	36028 K-45AF-7
56782 - 5/16" (8 mm) x 25' (7.6 m) Inner Core with Bulb Auger	•	•	•	•	•	•	•	•	•	•	•	•	•	•
89410 - Carrying Case			•	•	•	•	•			•	•	•	•	•
48482 - Tool Set includes: T-203, T-205, T-210, T-217, A-13					•	•	•					•	•	•
62260 - 3/8" (10 mm) x 35' (10.7 m) with Male Coupling					•	•	•					•	•	•
89400 - 5/16" (8 mm) x 50' (15.2 m) with Bulb Auger							•							•

Cables



	Catalog No.	Model No.	Description	Weight	
				lb.	kg
1/4"-6 mm	50647	S-1	1/4" (6 mm) x 15' (4,6 m) with Funnel Auger	2 1/4	1.0
	50652	S-2	1/4" (6 mm) x 25' (7,6 m) with Funnel Auger	3 1/2	1.6
	50657	S-3	1/4" (6 mm) x 35' (10,7 m) with Funnel Auger	5	2.2
5/16"-8 mm	62225	C-1	5/16" (8 mm) x 25' (7.6 m) with Bulb Auger	3 1/2	1.6
	56782	C-11C	5/16" (8 mm) x 25' (7.6 m) Inner Core with Bulb Auger	4	1.8
	89400	C-21	5/16" (8 mm) x 50' (15,2 m) with Bulb Auger	7	3.2
	56792	C-131C	5/16" x 35' (8 mm x 10.7 m) Inner Core with Bulb Auger	5 1/2	2.5
	62235	C-2	5/16" (8 mm) x 25' (7,6 m) with Drop Head Auger	3 1/2	1.6
	56787	C-21C	5/16" (8 mm) x 25' (7.6 m) Inner Core with Drop Head Auger	4	1.8
	89405	C-22	5/16" (8 mm) x 50' (15,2 m) with Drop Head Auger	7	3.2
	56797	C-231C	5/16" (8 mm) x 35' (10,7 m) Inner Core with Drop Head Auger	5 1/2	2.5
3/8"-10 mm	62245	C-4	3/8" (10mm) x 25' (7,6 m) with Male Coupling	4 1/2	2.0
	62250	C-5	3/8" (10mm) x 35' (10,7 m) with Bulb Auger	8 1/4	3.8
	62260	C-6	3/8" (10 mm) x 35' (10,7 m) with Male Coupling	8 1/2	4.0
	96037	C-61C	3/8" (10mm) x 35' (10,7 m) Inner Core with Male Coupling	8 1/2	4.0

Tools – Fits C-4, C-6 and C-61C Cables

	Catalog No.	Model No.	Description	Replac. Blade(s)
	62990	T-201	Straight Auger, 5" (125 mm) Long	
	62995	T-202	Bulb Auger, 1 1/8" (29 mm) O.D.	-
	63000	T-203	Bulb Auger 7/8" (22 mm) O.D.	
	54837	T-204	"C" Cutter 1" (25 mm)	54832
	63005	T-205	"C" Cutter, 1 3/8" (35 mm)	97835
	63010	T-206	Funnel Auger, 3" (80 mm) Long	-
	63030	T-210	Spade Cutter, 1" (25 mm)	97905
	63035	T-211	Spade Cutter, 1 3/8" (35 mm)	97825
	63040	T-212	Spade Cutter, 1 3/4" (45 mm)	92850
	63045	T-213	4-Blade Cutter, 1" (25 mm)	97795
	63050	T-214	4-Blade Cutter, 1 3/8" (35 mm)	97910
	63055	T-215	4-Blade Cutter, 1 3/4" (45 mm)	97915
	63065	T-217	Drop Head Auger, 4" (110 mm) Long	
	55457	T-225	Retrieving Auger	-
	52812	T-230	H-D "C" Cutter, 2" (50 mm)	92815
	52817	T-231	H-D "C" Cutter, 2 1/2" (65 mm)	92820
	52822	T-232	H-D "C" Cutter, 3" (80 mm)	92835
	48482	T-250	Tool Set includes: T-203, T-205, T-210, T-217, A-13	

Accessories

Catalog No.	Model No.	Description
68917	-	Drum Liner
89410	C-6429	Carrying Case
76817	-	C-6 Cable Kit incl. Inner Drum, C-6 Cable Torque Arm, T-250 Tool Set
98072	-	C-61C Cable Kit including: Inner Drum, C-61C Cable, Torque Arm, T-250 Tool Set
23908	-	Drum Front and AUTOFEED Assembly
23913	A-39AF	Replacement AUTOFEED Cartridge
41937	-	RIDGID® Leather Drain Cleaning Gloves
70032	-	RIDGID® PVC Drain Cleaning Gloves

Drum Machines



K-400 DRUM MACHINE

- 1 1/2" to 4" (30 mm to 110 mm) Drain Lines
- The Model K-400 offers several unique, user-friendly features to make the toughest drain cleaning jobs easier and hassle-free. Designed with a sleek profile, the Model K-400 is a great fit for drain cleaners, service plumbers, facility and institutional maintenance departments and property management companies.
- 3/8" (10 mm) cable best for 1 1/2" to 3" (40 mm to 75 mm) lines.
- 1/2" (12 mm) cable best for 3" to 4" (50 mm to 110 mm) lines.
- **Integrated Transport Cart** – easy movement to and from the job site. Heavy-duty, large wheels easily navigate over bumps and up stairs.
- **Retractable Handle** – high-handle height during transport.
- **Cable Control System** – causes the drum to stop spinning when the blade becomes lodged in a blockage, limits potential for cable to flip-over in the drum and helps to indicate to operator when blockages are encountered.
- **"Solid Core" Cable** – uses tough 3/8" (10 mm) or 1/2" (12 mm) Integral Wound (IW) solid core cable that is rugged and kink resistant.
- **AUTOFEED® Control** – offered as an accessory, this patented, automatic cable feed powers cable in and out of the drain. Reverse the direction of the AUTOFEED and the cable feeds back into the drum.

SPECIFICATIONS

- **Drum Capacity** – 100' (30,5 m) of 3/8" (10 mm) diameter cable or 75' (22,5 m) of 1/2" (12 mm) diameter cable
- **Motor** – 380 watt, motor spins cable at 165 RPM
- **Weight (Machine Only)** – 45 lbs. (20.4 kg)
- **Dimensions** – Length 21" (53 cm) 24" (61 cm) with AUTOFEED, Height 23" (58,5 cm) Width 17" (43.2 cm)
- All Model K-400 machines are supplied with RIDGID® drain cleaning gloves and operator's manual

Catalog No.	Model No.	Description	Voltage		Weight	
			V	lb.	kg	
52363	K-400 with C-32 IW	K-400 Machine with Gloves & Std. Equipment: C-32 IW 3/8" x 75' (10 mm x 23 m) Solid Core (Integral Wound) Cable, T-260 Tool Set	115	68	31.0	
26993	K-400 with C-31 IW	K-400 Machine with Gloves & Std. Equipment: C-31 IW 3/8" x 50' (10 mm x 15.2 m) Solid Core (Integral Wound) Cable, T-260 Tool Set Includes: T-202 Bulb Auger, T-205 "C" Cutter, T-211 Spade Cutter, A-13 Coupling Pin	115	60	27.2	
26998	K-400 with C-45 IW	K-400 Machine with Gloves & Std. Equipment: C-45 IW 1/2" x 75' (12 mm x 23 m) Solid Core (Integral Wound) Cable, T-260 Tool Set	115	81	37.0	
27003	K-400 with C-44 IW	K-400 Machine with Gloves & Std. Equipment: C-44 IW 1/2" x 50' (12 mm x 15.2 m) Solid Core (Integral Wound) Cable, T-260 Tool Kit	115	68	31.0	
27008	K-400 AF with C-32 IW	K-400 Machine with Gloves & Std. Equipment: Two-Wheel Cart, AUTOFEED, C-32 IW 3/8" x 75' (10 mm x 23 m) Solid Core (Integral Wound) Cable, T-260 Tool Set	115	79	36.0	
27013	K-400 AF with C-45 IW	K-400 Machine with Gloves & Std. Equipment: AUTOFEED, C-45 IW 1/2" x 75' (12 mm x 23 m) Solid Core (Integral Wound) Cable, T-260 Tool Set	115	93	42.0	
27033	K-400 with C-45 IW	K-400 Machine with RIDGID Drain Cleaning Gloves – C-45 IW 1/2" x 75' (12 mm x 23 m) Solid Core (Integral Wound) Cable – T-260 Tool Set	230	81	37.0	
28103	K-400 AF with C-45 IW	K-400 Machine with RIDGID Drain Cleaning Gloves – AUTOFEED – C-45 IW 1/2" x 75' (12 mm x 23 m) Solid Core (Integral Wound) Cable – T-260 Tool Set	230	93	42.0	
28098	K-400 AF with C-32 IW	K-400 Machine with RIDGID Drain Cleaning Gloves – AUTOFEED – C-32 IW 3/8" x 75' (10 mm x 23 m) Solid Core (Integral Wound) Cable – T-260 Tool Set	230	79	36.0	

Standard Equipment

Catalog No. Model No.	24853 K-400 w/C-32 IW	26993 K-400 w/C-31 IW	26998 K-400 w/C-45 IW	27003 K-400 w/C-44 IW	27008 K-400 AF w/C-32 IW	27013 K-400 AF w/C-45 IW
49002 - Tool Set [3/8" (10 mm) - K-400] Includes: – T-202 Bulb Auger – T-205 "C" Cutter – T-211 Spade Cutter – A-13 Pin Key	•	•	•	•	•	•
87582 - 3/8" (10 mm) x 75' (23 m) IWCable	•				•	
87577 - 3/8" (10 mm) x 50' (15 m) IW Cable		•				
87597 - 1/2" (12 mm) x 75' (23m) IW Cable			•			•
87592 - 1/2" (12 mm) x 50' (15 m) IW Cable				•		
26773 - K-400 AutoFeed Assembly					•	•



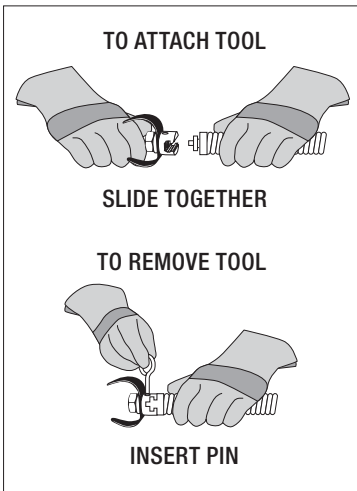
Cables

	Catalog No.	Model No.	Description	Weight	
				lb.	kg
3/8"-10 mm	87577	C-31IW	3/8" (10 mm) x 50' (15 m) IW Cable	18	8.2
	87582	C-32IW	3/8" (10 mm) x 75' (23 m) IWCable	26	11.8
	87587	C-33IW	3/8" (10 mm) x 100' (30 m) IW Cable	34	15.4
	91037		Repair End for 3/8" (10 mm) IW Cable	0.5	0.2
1/2"-12 mm	87592	C-44IW	1/2" (12 mm) x 50' (15 m) IW Cable	18	8.2
	87597	C-45IW	1/2" (12 mm) x 75' (23m) IW Cable	26	11.8
	91042		Repair End for 1/2" (12 mm) IW Cable	0.6	0.3



Tools

	Catalog No.	Model No.	Description	Replac. Blade(s)
	62990	T-201	Straight Auger, 5" (125 mm) Long	-
	62995	T-202	Bulb Auger, 1 1/8" (29 mm) O.D.	-
	63000	T-203	Bulb Auger 7/8" (22 mm) O.D.	-
	63005	T-205	"C" Cutter, 1 3/8" (35 mm)	97835
	63010	T-206	Funnel Auger, 3" (80 mm) Long	-
	63015	T-207	Spiral Cutter, 1 1/4" (32 mm)	97840
	63020	T-208	Spiral Cutter, 1 1/2" (40 mm)	97895
	63025	T-209	Spiral Cutter, 2" (50 mm)	97900
	63030	T-210	Spade Cutter, 1" (25 mm)	97905
	63035	T-211	Spade Cutter, 1 3/8" (35 mm)	97825
	63040	T-212	Spade Cutter, 1 3/4" (45 mm)	92850
	63045	T-213	4-Blade Cutter, 1" (25 mm)	97795
	63050	T-214	4-Blade Cutter, 1 3/8" (35 mm)	97910
	63055	T-215	4-Blade Cutter, 1 3/4" (45 mm)	97915
	63060	T-216	Chain Knocker, 2" (50 mm)	98000
	63065	T-217	Drop Head Auger, 4" (110 mm) Long	-
	49002	T-260	Tool Set 3/8" (10 mm) - K-400] Includes: - T-202 Bulb Auger - T-205 "C" Cutter - T-211 Spade Cutter - A-13 Pin Key	-



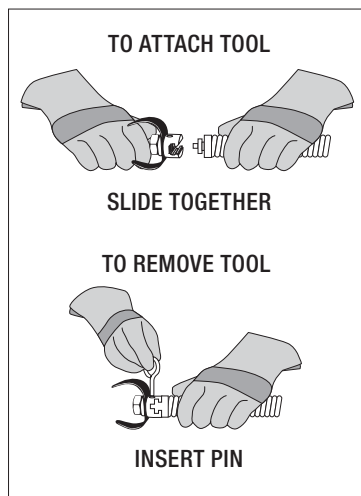
(TOOLTIP)

Always start with a straight auger to and determine what you are trying to clean. Then chose the correct cutter to clear the drain.

Accessories

	Catalog No.	Model No.	Description	Weight	
				lb.	kg
	41937	-	RIDGID® Leather Drain Cleaning Gloves		
	70032	-	RIDGID® PVC Drain Cleaning Gloves	1/2	0.2
	59230	A-13	3/8" Cable Pin Key		
	52343	-	K-400 AutoFeed Assembly	2	0.9
	27048	-	Drum Assembly	10	4.5
	92607	-	3/8" x 1/2" Tool Adaptor		
	92682	-	3/8" x 1/2" Drop Head Adaptor	1/2	0.2
	92687	-	Drop Head Tool Adaptor 1/2" (12 mm)		
	26778	-	Guide Hose Assembly	2	0.9
	51317	C-9	5/8" (16 mm) x 10' (3,1 m) Heavy- Duty Wind	5	2.2

Drum Machines



For C-4, C-6, C-6/C, C-7, C-8, C-9, C-10, C-11, C-12, C-14, C-15, C-31, C-32, C-33, C-44, C-45, and C-46 & all IW Cables.

K-3800 DRUM MACHINE

- 3/4" (20 mm) to 4" (110 mm) Drain Lines
- A powerful, easy to transport, versatile machine for cleaning indoor drains. Requires minimal set-up to clean sink lines, floor drains and roof vents.
- Rugged, corrosion-resistant molded cable drum won't dent or rust. The drum tilt adjusts for proper cable feed angle. Inner-drum guards against cable flip-over inside the drum.
- Cable drum quick-release and built-in hand-holds allow easy cable change and transport.
- Maximum drum capacity is 100' (30,5 m) of 3/8" (10 mm) or 90' (27 m) of 1/2" (12 mm) continuous length cable
- 3/8" (10 mm) cable best for 1 1/2" (40 mm) to 3" (75 mm) lines up to 100' (30,5 m)
- 1/2" (12 mm) cable best for 2" (50 mm) to 4" (110 mm) lines up to 90' (27 m)
- Optional sink drum holds up to 50' (15 m) of 5/16" (8 mm) or 1/4" (6 mm) cable
- Ideal for cleaning through 3/4" (20 mm) to 1 1/2" (40 mm) sink traps
- Powerful 175-watt universal motor spins cable at 240 RPM. When cable hits blockage, motor gears down automatically to deliver more power and enhance operator control.
- Tools connect to cable in seconds.
- Optional heavy duty AUTOFEED® system.
- Includes RIDGID® leather drain cleaning gloves and operator's manual.



Machine Options

Catalog No.	Model No.	Description	Voltage			Weight	
			V	lb.	kg		
53107	K-3800	K-3800 Machine with Gloves	115	42	19.0		
53112	K-3800 with C-31	K-3800 Machine with Std. Equip: C-31, 3/8" x 50' (10 mm x 15.2 m) Cable, T-202 Bulb Auger, T-205 "C" Cutter, T-211 Spade Cutter, A-13 Pin Key, Pair of Gloves	115	65	29.2		
53117	K-3800 with C-32	K-3800 Machine with Std. Equip: C-32, 3/8" x 75' (10 mm x 22.8 m) Cable, T-202 Bulb Auger, T-205 "C" Cutter, T-211 Spade Cutter, A-13 Pin Key, Pair of Gloves	115	71	32.2		
53122	K-3800 with C-45	K-3800 Machine with Std. Equip: C-45, 1/2" x 75' (12 mm x 22.8 m) Cable, T-102 Funnel Auger, T-142 Knife Blade Cutter, T-107 Spade Cutter, A-12 Pin Key, Pair of Gloves	115	83	37.7		
53127	K-3800 with C-46	K-3800 Machine with Std. Equip: C-46, 1/2" x 90' (12 mm x 27.4 m) Cable, T-102 Funnel Auger, T-142 Knife Blade Cutter, T-107 Spade Cutter, A-12 Pin Key, Pair of Gloves	115	91	41.3		
59462	K-3800	K-3800 Machine with Gloves	230	42	19.0		
63822	K-3800 with C-45	K-3800 Machine with Std. Equip: C-45, 1/2" x 75' (12 mm x 22.8 m) Cable, T-102 Funnel Auger, T-142 Knife Blade Cutter, T-107 Spade Cutter, A-12 Pin Key, Pair of Gloves	230	83	37.7		
63827	K-3800 with C-32	K-3800 Machine with Std. Equip: C-32, 3/8" x 75' (10 mm x 22.8 m) Cable, T-202 Bulb Auger, T-205 "C" Cutter, T-211 Spade Cutter, A-13 Pin Key, Pair of Gloves	230	71	32.2		



Standard Equipment

Catalog No. Model No.	53107 K-3800	53112 K-3800 w/C-31	53117 K-3800 w/C-32	53122 K-3800 w/C-45	53127 K-3800 w/C-46	59462 K-3800	63822 K-3800 w/C-45	63827 K-3800 w/C-32
41937 - RIDGID Leather Drain Cleaning Gloves	•	•	•	•	•	•	•	•
37842 - 3/8" (10 mm) x 50' (15m) IC Cable		•	•					
49002 - Tool Set [3/8" (10 mm) - K-400] Includes: - T-202 Bulb Auger - T-205 "C" Cutter - T-211 Spade Cutter - A-13 Pin Key		•	•					•
37862 - 1/2" (12 mm) x 75' (23 m) IC Cable				•			•	
54992 - Tool Set: - T-102 Funnel Auger - T-142 Knife Blade Cutter - T-107 Spade Cutter - A-12 Pin Key				•	•		•	
55467 - 1/2" (12 mm) x 90' (28m) IC Cable					•			
37847 - 3/8" (10 mm) x 75' (23 m) IC Cable								•



Inner Core (IC) Cables

	Catalog No.	Model No.	Description	Weight	
				lb.	kg
	37842	C-31	3/8" (10 mm) x 50' (15m) IC Cable	18	8.2
	37847	C-32	3/8" (10 mm) x 75' (23 m) IC Cable	26	11.8
	37852	C-33	3/8" (10 mm) x 100' (30m) IC Cable	34	15.4
	51752	T-122	Repair End, 3/8" (10 mm)	1	0.5
	37857	C-44	1/2" (12 mm) x 50' (15m) IC Cable	27	12.2
	37862	C-45	1/2" (12 mm) x 75' (23m) IC Cable	39	17.7
	37867	C-45HC	1/2" (12 mm) x 75' (23m) Hollow Core Cable	38	17.2
	55467	C-46	1/2" (12 mm) x 90' (28m) IC Cable	47	21.2
	59917	T-121	Repair End, 1/2" (12 mm)	3/4	0.8









Integrated Wound (IW) Cables

	Catalog No.	Model No.	Description	Weight	
				lb.	kg
	87577	C-31IW	3/8" (10 mm) x 50' (15 m) IW Cable	18	8.2
	87582	C-32IW	3/8" (10 mm) x 75' (23 m) IW Cable	26	11.8
	87587	C-33IW	3/8" (10 mm) x 100' (30 m) IW Cable	34	15.4
	91037		Repair End for 3/8" (10 mm) IW Cable	1/2	0.2
	87592	C-44IW	1/2" (12 mm) x 50' (15 m) IW Cable	18	8.2
	87597	C-45IW	1/2" (12 mm) x 75' (23m) IW Cable	26	11.8
	91042		Repair End for 1/2" (12 mm) IW Cable	3/5	0.3

Sink Drum Cables

	Catalog No.	Model No.	Description	Weight	
				lb.	kg
	50652	S-2	1/4" (6 mm) x 25' (7,6 m) with Funnel Auger	3 1/2	1.6
	50657	S-3	1/4" (6 mm) x 35' (10,7 m) with Funnel Auger	5	2.2
	56782	C-11C	5/16" (8 mm) x 25' (7.6 m) Inner Core with Bulb Auger	4	1.8
	56792	C-131C	5/16" x 35' (8 mm x 10.7 m) Inner Core with Bulb Auger	5 1/2	2.5
	56787	C-21C	5/16" (8 mm) x 25' (7.6 m) Inner Core with Drop Head Auger	4	1.8
	56797	C-231C	5/16" (8 mm) x 35' (10,7 m) Inner Core with Drop Head Auger	5 1/2	2.5















Accessories

	Catalog No.	Model No.	Description	Weight	
				lb.	kg
	55002	A-380	Standard Drum Assembly	12 1/2	5.6
	55007	A-381	Sink Drum Assembly		
	55012	A-381-A	Sink Drum with 25' (7,6 m) x 5/16" (8 mm) IC Cable w/Bulb Head	16 1/2	7.5
	41937		RIDGID® Leather Drain Cleaning Gloves	1/2	0.2
	70032		RIDGID® PVC Drain Cleaning Gloves		
	59230	A-13	3/8" Cable Pin Key	18	8.2
	59225	A-12	1/2" Cable Pin Key		
	55017		Transport Cart	18	8.2
	60087	A3800 PF	AUTOFEED® Assembly	7 3/8	3.3
	62412		Guide Hose Adapter for Sink Drum	3 1/2	1.6

Tools Fit 3/8" (10 mm) IC, 3/8" (10 mm) IW and 1/2" (12 mm) IW Cables

	Catalog No.	Model No.	Description	Replac. Blade(s)
	62990	T-201	Straight Auger, 5" (125 mm) Long	-
	62995	T-202	Bulb Auger, 1 1/8" (29 mm) O.D.	
	63000	T-203	Bulb Auger 7/8" (22 mm) O.D.	
	54837	T-204	"C" Cutter 1" (25 mm)	54832
	63005	T-205	"C" Cutter, 1 3/8" (35 mm)	97835
	52812	T-230	H-D "C" Cutter, 2" (50 mm)	92815
	52817	T-231	H-D "C" Cutter, 2 1/2" (65 mm)	92820
	52822	T-232	H-D "C" Cutter, 3" (80 mm)	92835
	63010	T-206	Funnel Auger, 3" (80 mm) Long	-
	63015	T-207	Spiral Cutter, 1 1/4" (32 mm)	97840
	63020	T-208	Spiral Cutter, 1 1/2" (40 mm)	97895
	63025	T-209	Spiral Cutter, 2" (50 mm)	97900
	63030	T-210	Spade Cutter, 1" (25 mm)	97905
	63035	T-211	Spade Cutter, 1 3/8" (35 mm)	97825
	63040	T-212	Spade Cutter, 1 3/4" (45 mm)	92850
	63045	T-213	4-Blade Cutter, 1" (25 mm)	97795
	63050	T-214	4-Blade Cutter, 1 3/8" (35 mm)	97910
	63055	T-215	4-Blade Cutter, 1 3/4" (45 mm)	97915
	63060	T-216	Chain Knocker, 2" (50 mm)	98000
	63065	T-217	Drop Head Auger, 4" (110 mm) Long	-
	55457	T-225	Retrieving Auger	
	12128	T-240	Tool Set (3/8"- K-380): T-202 Bulb Auger, T-211 Spade Cutter, A-13 Pin Key	-
	49002	T-260	Tool Set (3/8" (10 mm) - K-400) Includes: - T-202 Bulb Auger - T-205 "C" Cutter - T-211 Spade Cutter - A-13 Pin Key	-

Tools Fit 1/2" (12mm) IC Cables

	Catalog No.	Model No.	Description	Replac. Blade(s)
	62850	T-101	Straight Auger	-
	62855	T-102	Funnel Auger	
	62865	T-104	"H" Cutter, 2 1/2" (65 mm)	97800
	62870	T-105	Grease Cutter, 2 1/2" (65 mm)	97920
	62875	T-106	Grease Cutter, 3 1/2" (87 mm)	97925
	62880	T-107	Spade Cutter, 1 3/4" (45 mm)	92850
	62930	T-112	4-Blade Cutter, 1 3/4" (45 mm)	97915
	62935	T-113	4-Blade Cutter, 3" (75 mm)	97910
	62940	T-114	Chain Knocker for 4" lines	97985
	27642	T-125	Straight Retrieving Auger	-
	54842	T-141	Knife Blade Cutter 1 1/2" (40 mm)	54847
	54852	T-142	Knife Blade Cutter 2 1/2" (65 mm)	97800
	54992	T-270	Tool Set: - T-102 Funnel Auger - T-142 Knife Blade Cutter - T-107 Spade Cutter - A-12 Pin Key	-
	92687		Drop Head Tool Adaptor 1/2" (12 mm)	-

Drum Machines



K-6200 DRUM MACHINE

- 3" to 6" (75 to 150 mm) Drain/Sewer Lines Up to 200' (61 m)
- K-6200 machines offer superior maneuverability and a small footprint allows easy access to tight work areas. It comes equipped with either Inner Core cable or Integral Wound cable. Recommend 5/8" (16 mm) cable for 3" (75 mm) to 6" (150 mm) drain lines up to 200' (61 m).
- **Patented Cable Control System** – Causes the drum to slow down when the blade becomes lodged in a blockage. Limits potential for cable flip over.
- **Direct Drive Design** – 4/10 HP universal motor and gearbox bear down as torque builds. Audible warnings let operator know when blockage is encountered. Drum requires no adjustments to stay aligned and tight on drive shaft.
- **Easy Maintenance Construction** – Separate drum and machine in seconds. Inner drum and guide tube remove easily to maintain or replace cable.
- **Designed Durable and Stable** – Low center of gravity frame design and custom kickstand keep machine firmly anchored during operation. Rugged, corrosion-resistant polyethylene drum is rust and dent proof. Double tubular frame is lightweight and designed for extra strength.
- **AUTOFEED® Control and Standard Accessories** – Powerful feed mechanism is built to last and is easily maintained. AUTOFEED control, toolbox and selection of cutters included in all models.

SPECIFICATIONS

- **Line Capacity** – 3" - 6" (75-150 mm) Lines, up to 200' (61 m)
- **Drum Capacity** – 100' (30.5 m) of 5/8" (16 mm) cable
- **Weight (Machine & 100' (30.5 m) of Cable)** – 180 lbs. (81.6 kg)
- **Size** – Length 29 1/2" (75 cm, Height 43 1/2" (110 cm) (max.), Width 18 3/4", (47 cm)

MOTOR

- **Type** – 115V/60 Hz, 5.6 Amp, Reversible, Universal AC Motor
- **Rating** – 4/10 HP, 285 RPM
- **CSA approved** – Approved to UL standards (NRTLCL)















Machine Options

Catalog No.	Model No.	Description	Weight	
			lb.	kg
93557	K-6200 with C-24 HD Cable	Machine, Standard Accessories and 5/8" x 100' (16 mm x 30.5 m) IW Solid Core Cable	180	81.8
95732	K-6200 with C-24	Machine, Standard Accessories and 5/8" x 100' (16 mm x 30.5 m) Inner Core Cable		
95737	K-6200	Machine with 5/8" (16 mm) Pigtail & Standard Accessories	98	44.5















Standard Equipment

Catalog No. Model No.	93557 K-6200 w/C24 HD Cable	95732 K-6200 w/C-24	95737 K-6200
58192 - 5/8" (16 mm) x 100' HC Cable (30.5m)	●		
59360 - Tool Box	●	●	●
70032 - RIDGID PVC Drain Cleaning Gloves	●	●	●
92495 - Spade Cutter, 1 3/4" (45 mm)	●	●	●
92510 - Double Cutter, 2" (50 mm)	●	●	●
92520 - Double Cutter, 3" (75 mm)	●	●	●
92525 - Double Cutter, 4" (110 mm)	●	●	●
92555 - 5/8" (16 mm) x 2' (50 mm) Leader	●	●	●

Cables and Leaders

	Catalog No.	Model No.	Description	Weight		
				lb.	kg	
		37628	C-25 HD	25' HD Cable (7,6m)	24	10.9
		37633	C-26 HD	50' HD Cable (15,2m)	43	19.5
		37638	C-27 HD	75' HD Cable (30,5m)	63	28.6
		37643	C-24 HD	100 HD Cable (30,5m)	84	38.1
		44122		5/8" (16 mm) Pigtail, 4 1/2' (1.4 m) Long	2 1/2	1.1
		58192	C-24HC	5/8" (16 mm) x 100' HC Cable (30.5 m)	70 1/2	32.1
		43647	C-24	5/8" (16 mm) x 100' IC Cable (30.5m)	84	38.1
		92460	C-25	5/8" (16 mm) x 25' IC Cable (7.6m)	24	10.9
		92465	C-26	5/8" (16 mm) x 50' IC Cable (15.2m)	43	19.5
		92470	C-27	5/8" (16 mm) x 75' IC Cable (22.9m)	63	28.6
		92555	T-458	5/8" (16 mm) x 2' (50 mm) Leader	2	0.8
		95737	K-6200	Machine with 5/8" (16 mm) Pigtail & Standard Accessories	98	44.5
		32737	C-27HC	5/8" (16 mm) x 75' HC Cable (23 m)	52 3/4	23.9

Tools and Replacement Blades – Fit 5/8" (16 mm) and 3/4" (20 mm) Cables

	Catalog No.	Model No.	Description	Replac. Blade(s)	Replac. Holder
	51762	T-409	H-D Bulb Auger, 1 3/4" (45 mm)	-	-
	92485	T-403	P-Trap Cutter, 3" (75 mm)	92835	92900
	92490	T-404	P-Trap Cutter, 3 1/2" (87 mm)	92840	92900
	92495	T-406	Spade Cutter, 1 3/4" (45 mm)	92850	92915
	92500	T-407	Retrieving Auger 2 9/16" (65 mm)	-	-
	92505	T-408	Sawtooth Cutter, 3" (75 mm)	92890	92915
	92510	T-411	Double Cutter, 2" (50 mm)	92815	92905
	92515	T-412	Double Cutter, 2 1/2" (65 mm)	92820	92905
	92520	T-413	Double Cutter, 3" (75 mm)	92825	92910
	92525	T-414	Double Cutter, 4" (110 mm)	92830	92910
	92530	T-416	Double Cutter, 6" (150 mm)	92855	92910
	92535	T-432	3-Blade Cutter 2" (50 mm)	92860	92895
	92545	T-434	3-Blade Cutter 4" (110 mm)	92870	92895
	92550	T-436	3-Blade Cutter 6" (150 mm)	92875	92895

Accessories

Catalog No.	Description
92540	3-Blade Cutter 3" (75 mm)
49032	Front Guide Hose Assembly
59360	Tool Box
70032	RIDGID® PVC Drain Cleaning Gloves
91047	5/8" IW Cable Repair Coupling
95792	Swivel Loading Wheel Assembly
95797	Lifting Hook - K-6200
95802	K-6200 Drum Assy. w/5/8" Pigtail
95807	K-3800 Drum Assy. w/6200 Adapters
95812	AUTOFEED® Assembly
95822	K-3800 to K-6200 Adapter Kit Only

Drum Machines



K-750 DRUM MACHINE

- 3" to 8" (75 to 200 mm) Drain/Sewer Lines
- Versatile AUTOFEED® adjusts for either 5/8" or 3/4" cable with a twist of a screwdriver.
- Recommend 5/8" (16 mm) cable for 3" to 6" (75 to 150 mm) drain lines up to 150' (48 m).
- Recommend 3/4" (20 mm) cable for 4" to 8" (100 to 200 mm) drain lines up to 200' (62 m).
- Powerful, self-contained machine ideal for lateral lines. Easy to transport, minimal set-up – attach a tool and go.
- AUTOFEED control advances and retrieves cable with a push of a lever, up to 20' (6 m) per minute.
- Versatile AUTOFEED control adjusts for either 5/8" (16 mm) or 3/4" (20 mm) cable with a twist of a screwdriver.
- Cable spins at 200 RPM.
- Tough, corrosion-resistant cable drum withstands harsh treatment and abuse. It will not dent or corrode and cleans easily.
- Drum holds 100' (30.5 m) of 3/4" (20 mm) or 125' (35 m) of 5/8" (16 mm) cable and is designed for quick, easy removal.
- Balanced design gives the machine a lightweight "feel." Transport wheels ease loading into service truck/van.
- Equipped with 550-watt induction motor.
- Approved by CSA to CSA and UL Standards (115V only).
- Includes RIDGID® PVC drain cleaning gloves and operators manual.

Machine Options

Catalog No.	Model No.	Description	Voltage			Weight		
			V	lb.	kg	V	lb.	kg
41977	K-750	Machine with Gloves and AUTOFEED - 3/4" (20 mm) Pigtail	115	114	51.9			
51402		Machine with Gloves and AUTOFEED - 5/8" (16 mm) Pigtail	115	113	51.3			
42002	K-750 with C-75	Machine with One Pair of Gloves, AUTOFEED, Standard 3/4" (20 mm) Tool Set, and: C-75, 75' (23 mm) x 3/4" (20 mm) Cable	115	206	93.6			
42007	K-750	Machine with One Pair of Gloves, w/C-100 AUTOFEED, Standard 3/4" (20 mm) Tool Set, and: C-100, 100' (30.5 mm) x 3/4" (20 mm) Cable	115	234	106.3			
42012	K-750 with C-27	Machine with One Pair of Gloves, AUTOFEED, Standard 5/8" (16 mm) Tool Set, and: C-27, 75' (23 mm) x 5/8" (16 mm) Cable	115	182	82.7			
47047	K-750 with C-24	Machine with One Pair of Gloves, AUTOFEED, Standard 5/8" (16 mm) Tool Set, and: C-24, 100' (30.5 mm) x 5/8" (16 mm) Cable	115					
44202	K-750	Machine with Gloves and AUTOFEED - 3/4" (20 mm) Pigtail	230	114	51.9			
51407		Machine with Gloves and AUTOFEED - 5/8" (16 mm) Pigtail	230	113	51.3			
44212	K-750 with C-27	Machine with One Pair of Gloves, w/C-100 AUTOFEED, Standard 3/4" (20 mm) Tool Set, and: C-100, 100' (30.5 mm) x 3/4" (20 mm) Cable	230	234	106.3			
44217		Machine with One Pair of Gloves, AUTOFEED, Standard 5/8" (16 mm) Tool Set, and: C-27, 75' (23 mm) x 5/8" (16 mm) Cable	230	182	82.7			

STANDARD 3/4" (20 MM) TOOL SET INCLUDES

- T-406 Spade Cutter
- T-407 Retrieving Auger
- T-411 2" (50 mm) Cutter
- T-413 3" (75 mm) Cutter
- T-414 4" (110 mm) Cutter



STANDARD 5/8" (16 MM) TOOL SET INCLUDES

- T-403 3" (75 mm) P-Trap Cutter
- T-407 Retrieving Auger
- T-406 Spade Cutter
- T-411 2" (50 mm) Cutter
- T-413 3" (75 mm) Cutter



Standard Equipment

Catalog No. Model No.	41977 K-750	51402 K-750	42002 K-750 w/C-75	42007 K-750	42012 K-750 w/C-27	47047 K-750 w/C-24	44202 K-750	51407 K-750	44212 K-750	44217 K-750 w/C-27
41937 - RIDGID Leather Drain Cleaning Gloves	•	•	•	•	•	•	•	•	•	•
41212 - 3/4" (20 mm) x 75' IC Cable (22.9m)			•							
59360 - Tool Box			•	•					•	
92495 - Spade Cutter, 1 3/4" (45 mm)			•	•	•	•			•	•
92500 - Retrieving Auger 2 9/16" (65 mm)			•	•	•	•			•	•
92510 - Double Cutter, 2" (50 mm)			•	•	•	•			•	•
92520 - Double Cutter, 3" (75 mm)			•	•	•	•			•	•
92525 - Double Cutter, 4" (110 mm)			•	•					•	
41697 - 3/4" (20 mm) x 100' IC Cable (30.5m)				•					•	
92470 - 5/8" (16 mm) x 75' IC Cable (22.9m)					•					•
92485 - P-Trap Cutter, 3" (75 mm)					•	•				•
43647 - 5/8" (16 mm) x 100' IC Cable (30.5m)						•				




Inner Core (IC) Cables

	Catalog No.	Model No.	Description	Weight	
				lb.	kg
	92460	C-25	5/8" (16 mm) x 25' IC Cable (7.6m)	24	10.9
	92465	C-26	5/8" (16 mm) x 50' IC Cable (15.2m)	43	19.5
	92470	C-27	5/8" (16 mm) x 75' IC Cable (22.9m)	63	28.6
	43647	C-24	5/8" (16 mm) x 100' IC Cable (30.5m)	84	38.1
	92475	C-28	3/4" (20 mm) x 25' IC Cable (7.6m)	30	13.9
	92480	C-29	3/4" (20 mm) x 50' IC Cable (15.2m)	60	27.2
	41212	C-75	3/4" (20 mm) x 75' IC Cable (22.9m)	93	42.5
	41697	C-100	3/4" (20 mm) x 100' IC Cable (30.5m)	122	55.3





Hollow Core Cables

	Catalog No.	Model No.	Description	Weight	
				lb.	kg
	32737	C-27HC	5/8" (16 mm) x 75' HC Cable (23 m)	52 3/4	23.9
	58192	C-24HC	5/8" (16 mm) x 100' HC Cable (30.5 m)	70 1/2	32.1
	47427	C-75HC	3/4" (20 mm) x 75' HC Cable (23 m)	75	34.0
	47432	z-100HC	3/4" (20 mm) x 100' HC Cable (30.5 m)	100	45.5


Leaders and Pig Tails

	Catalog No.	Model No.	Description	Weight	
				lb.	kg
	92555	T-458	5/8" (16 mm) x 2' (50 mm) Leader	2	0.9
	92560	T-468	3/4" (20 mm) x 2' (50 mm) Leader	2 3/4	1.3
	44122	-	5/8" (16 mm) Pigtail, 4 1/2' (1.4 m) Long	2 1/2	1.1
	44117	-	3/4" Pigtail Assembly	3 1/2	1.6
















Accessories

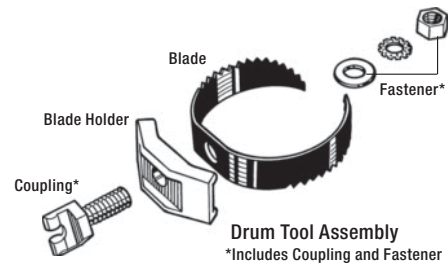
	Catalog No.	Model No.	Description	Weight	
				lb.	kg
	41982	A-7534	Drum Assembly with 3/4" (20 mm) Pigtail	37 1/2	17.0
	43637	A-7558	Drum Assembly with 5/8" (16 mm) Pigtail	33	15.0
	43642	A-75	AUTOFEED Assembly	8	3.5
	41937	-	RIDGID® Leather Drain Cleaning Gloves	1/2	0.2
	41992	A-75PF	C-100IC Kit with Tools, 3/4" (20 mm) x 100' (30,5 m)	8	3.5
	49032		Front Guide Hose Assembly	3	1.3
	59360	A-3	Tool Box	5	2.3
	70032	-	RIDGID® PVC Drain Cleaning Gloves	1/2	0.2
	46015		Key, Hex 5/32	-	-

Repair Fittings

	Catalog No.	Model No.	Description	Weight	
				lb.	kg
	31487	A-7570	5/8" (16 mm) Repair Splicer	1 1/2	43.0
	31492	A-7571	3/4" (20 mm) Repair Splicer	2	57.0
	92805	A-6582	5/8" (16 mm) Male Coupling	1	28.0
	92810	A-6583	5/8" (16 mm) Female Coupling	2	57.0
	92880	B-6840	3/4" (20 mm) Male Coupling	1	28.0
	92885	B-6841	3/4" (20 mm) Female Coupling	2	57.0

Tools and Replacement Blades – Fit 5/8" (16 mm) and 3/4" (20 mm) Cables

	Catalog No.	Model No.	Description	Replac. Blade(s)	Replac. Holder
	92485	T-403	P-Trap Cutter, 3" (75 mm)	92835	92900
	92490	T-404	P-Trap Cutter, 3 1/2" (87 mm)	92840	92900
	92495	T-406	Spade Cutter, 1 3/4" (45 mm)	92850	92915
	92500	T-407	Retrieving Auger 2 9/16" (65 mm)	-	-
	92505	T-408	Sawtooth Cutter, 3" (75 mm)	92890	92915
	51762	T-409	H-D Bulb Auger, 1 3/4" (45 mm)	-	-
	92510	T-411	Double Cutter, 2" (50 mm)	92815	92905
	92515	T-412	Double Cutter, 2 1/2" (65 mm)	92820	92905
	92520	T-413	Double Cutter, 3" (75 mm)	92825	92910
	92525	T-414	Double Cutter, 4" (110 mm)	92830	92910
	92530	T-416	Double Cutter, 6" (150 mm)	92855	92910
	92535	T-432	3-Blade Cutter 2" (50 mm)	92860	92895
	92540	T-433	3-Blade Cutter 3" (75 mm)	92865	92985
	92545	T-434	3-Blade Cutter 4" (110 mm)	92870	92895
	92550	T-436	3-Blade Cutter 6" (150 mm)	92875	92895



Drum Machines



K-7500 DRUM MACHINE

- 3" to 10" (75-250 mm) Lines
- Recommend 5/8" (16 mm) cable for 3" (75 mm) to 6" (150 mm) drain lines up to 250' (76 m).
- Recommend 3/4" (20 mm) cable for 4" (110 mm) to 10" (250 mm) drain lines up to 250' (76 m).
- Features performance, cable control, durability and maneuverability demanded by professional users. Ideal for tough jobs, such as roots.
- Cable spins at 200 RPM.
- Powerful, yet quiet, 600-watt universal motor and gearbox bear down as cutter engages tough obstructions.
- Audible and visual signals for the operator.
- Inner-drum and ball bearing distributor arm work with motor and gearbox system to reduce chance of cable flip-over inside the drum.
- Main and inner drums won't rust, split or dent – ever. Cleans easily for professional appearance. Main drum holds up to 100' (30.5 m) of 3/4" (20 mm) cable, or 125' (38 m) of 5/8" (16 mm) cable.
- Powerful AUTOFEED® mechanism has grease fittings and an open design for easy maintenance. It advances and retrieves cable up to 22' (6.7 m) per minute.
- Two position stair climber eases transport and loading – to eliminate extra cost for loading wheels.
- Narrow profile lets the machine to fit through bathroom doors.
- Handles adjust to desired height to ensure balanced transport.
- Includes RIDGID® PVC drain cleaning gloves and operator's manual.
- Approved by CSA to CSA and UL Standards (115 V only).

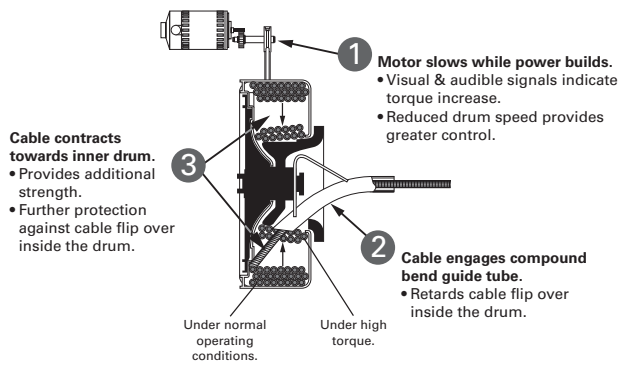
Machine Options

Catalog No.	Model No.	Description	Voltage			Weight	
			V	lb.	kg		
59562	K-7500	Machine with 3/4" (20 mm) Pigtail and Standard Accessories	115	150	86.2		
60052	K-7500 C-100	Machine, Standard Accessories, and 3/4" x 100' (20 mm x 30.5 m) Inner Core Cable.	115	272	123.7		
60062	K-7500 w/C-75	Machine, Standard Accessories, and 3/4" x 75' (20 mm 22.9 m) Inner Core Cable.	115	244	110.9		
61102	K-7500	Machine with 5/8" (16 mm) Pigtail and Standard Accessories	115	149	67.8		
61522		Machine with 5/8" (16 mm) Pigtail and Standard Accessories	220				
61542		Machine with 3/4" (20 mm) Pigtail and Standard Accessories	220			150	86.2

Standard Equipment

Catalog No. Model No.	59562 K-7500	60052 K-7500 C-100	60062 K-7500 w/C-75	61102 K-7500	61522 K-7500	61542 K-7500
59360 - Tool Box	•	•	•	•	•	•
69250 - 3/16" Hex Wrench	•	•	•	•	•	•
70032 - RIDGID PVC Drain Cleaning Gloves	•	•	•	•	•	•
92485 - P-Trap Cutter, 3" (75 mm)	•	•	•	•	•	•
92495 - Spade Cutter, 1 3/4" (45 mm)	•	•	•	•	•	•
92500 - Retrieving Auger 2 3/16" (65 mm)	•	•	•	•	•	•
92505 - Sawtooth Cutter, 3" (75 mm)	•	•	•	•	•	•
92510 - Double Cutter, 2" (50 mm)	•	•	•	•	•	•
92520 - Double Cutter, 3" (75 mm)	•	•	•	•	•	•
92560 - 3/4" (20 mm) x 2' (50 mm) Leader	•	•	•	•	•	•
92830 - 4" Double Cutter (Blade Only)	•	•	•	•	•	•
92855 - 6" Double Cutter (Blade Only)	•	•	•	•	•	•
41697 - 3/4" (20 mm) x 100' IC Cable (30.5m)		•				
41212 - 3/4" (20 mm) x 75' IC Cable (22.9m)			•			

Cable Control & Performance – When Tool Engages Tough Obstructions



Accessories

	Catalog No.	Model No.	Description	Weight	
				lb.	kg
	41937	-	RIDGID® Leather Drain Cleaning Gloves	1/2	0.2
	41992	A-75PF	C-100IC Kit with Tools, 3/4" (20 mm) x 100' (30.5 m)	8	3.5
	49032		Front Guide Hose Assembly	3	1.3
	59360	A-3	Tool Box	5	2.3
	60032	A-75PF	AUTOFEED® Assembly	10	4.5
	60037		AUTOFEED® Spacers (4)		
	60042	A-7534D	Drum Assembly w/3/4" (20 mm) Pigtail	31	14.0
	60047	A-75DR	Drum Only	20	9.0
	61107	A-7558D	Drum Assembly w/5/8" (16 mm) Pigtail	30	13.6
	70032	-	RIDGID® PVC Drain Cleaning Gloves	1/2	0.2
	31487	A-7570	5/8" (16 mm) Repair Splicer	3/32	0.0
	31492	A-7571	3/4" (20 mm) Repair Splicer	1/8	0.1
	92805	A-6582	5/8" (16 mm) Male Coupling	1/16	0.0
	92810	A-6583	5/8" (16 mm) Female Coupling	1/8	0.1
	92880	B-6840	3/4" (20 mm) Male Coupling	1/16	0.0
	92885	B-6841	3/4" (20 mm) Female Coupling	1/8	0.1

Inner Core (IC) Cables

	Catalog No.	Model No.	Description	Weight	
				lb.	kg
5/8" - 16 mm	92460	C-25	5/8" (16 mm) x 25' IC Cable (7.6m)	24	10.9
	92465	C-26	5/8" (16 mm) x 50' IC Cable (15.2m)	43	19.5
	92470	C-27	5/8" (16 mm) x 75' IC Cable (22.9m)	63	28.6
	43647	C-24	5/8" (16 mm) x 100' IC Cable (30.5m)	84	38.1
3/4" - 20 mm	92475	C-28	3/4" (20 mm) x 25' IC Cable (7.6m)	30	13.9
	92480	C-29	3/4" (20 mm) x 50' IC Cable (15.2m)	60	27.2
	41212	C-75	3/4" (20 mm) x 75' IC Cable (22.9m)	93	42.5
	41697	C-100	3/4" (20 mm) x 100' IC Cable (30.5m)	122	55.3

Hollow Core Cables

	Catalog No.	Model No.	Description	Weight	
				lb.	kg
5/8" - 16 mm	32737	C-27HC	5/8" (16 mm) x 75' HC Cable (23 m)	52 3/4	23.9
	58192	C-24HC	5/8" (16 mm) x 100' HC Cable (30.5 m)	70 1/2	32.1
3/4" - 20 mm	47427	C-75HC	3/4" (20 mm) x 75' HC Cable (23 m)	75	34.0
	47432	z-100HC	3/4" (20 mm) x 100' HC Cable (30.5 m)	100	45.5

Leaders and Pig Tails

	Catalog No.	Model No.	Description	Weight	
				lb.	kg
	92555	T-458	5/8" (16 mm) x 2' (50 mm) Leader	2	0.9
	92560	T-468	3/4" (20 mm) x 2' (50 mm) Leader	2 3/4	1.3
	44122	-	5/8" (16 mm) Pigtail, 4 1/2' (1.4 m) Long	2 1/2	1.1
	44117	-	3/4" Pigtail Assembly	3 1/2	1.6

Tools and Replacement Blades – Fit 5/8" (16 mm) and 3/4" (20 mm) Cables

	Catalog No.	Model No.	Description	Replac. Blade(s)	Replac. Holder
	51762	T-409	H-D Bulb Auger, 1 3/4" (45 mm)	-	-
	92485	T-403	P-Trap Cutter, 3" (75 mm)	92835	92900
	92490	T-404	P-Trap Cutter, 3 1/2" (87 mm)	92840	92900
	92495	T-406	Spade Cutter, 1 3/4" (45 mm)	92850	92915
	92500	T-407	Retrieving Auger 2 9/16" (65 mm)	-	-
	92505	T-408	Sawtooth Cutter, 3" (75 mm)	92890	92915
	92510	T-411	Double Cutter, 2" (50 mm)	92815	92905
	92515	T-412	Double Cutter, 2 1/2" (65 mm)	92820	92905
	92520	T-413	Double Cutter, 3" (75 mm)	92825	92910
	92525	T-414	Double Cutter, 4" (110 mm)	92830	92910
	92530	T-416	Double Cutter, 6" (150 mm)	92855	92910
	92535	T-432	3-Blade Cutter 2" (50 mm)	92860	92895
	92540	T-433	3-Blade Cutter 3" (75 mm)	92865	92895
	92545	T-434	3-Blade Cutter 4" (110 mm)	92870	92895
	92550	T-436	3-Blade Cutter 6" (150 mm)	92875	92895

C-24, C-25, C-26, C-27, C-28, C-29, C-75, C-100, C-27HC, C-24HC, C-75HC and C-100HC.

Drum Machines



K-750R DRUM MACHINE

- 3" to 6" (75 mm to 150 mm) Drain Lines
- The K-750R is a self-contained drain cleaner ideal for lateral drain lines from 3" to 6" (75 mm to 150 mm). Easy-to-transport, narrow design for small entry ways and minimal setup make this machine ideal for tough mainline work. Comes equipped with a large blade assortment to handle numerous applications. Clears roots, debris and foreign objects out of main lines, storm drains, house laterals and leach lines.
- Clear access to drum allows immediate view of cable for inspection plus easier and faster cleaning of drum and cable.
- Patented Cable Control System slows the drum, should cable or blade become completely lodged in blockage.
- New integral-wound, solid core cable is tough and kink resistant. 5/8" x 100' (16 mm x 30.5 m).
- Dual kickstands.
- New torque limiter feature.
- Lean, balanced design for easy one-man transport and operation.

SPECIFICATIONS

- **Motor** – 1/2 HP, 115V, 60Hz reversible induction motor, 200 RPM
- **Control** – Air activated foot switch

Catalog No.	Model No.	Description	Weight	
			lb.	kg
83557	K-750R	5/8" (16 mm) Open Cage Drum Machine with 5/8" x 100' (16 mm x 30.5 m) IW Solid Core Cable; 2", 3", 4" "C" Cutters; P-Trap Cutter; Spade Blade; Tool Box; Gloves.	194	98.0

Standard Equipment

Catalog No. Model No.	83557 K-750R
37753 - 5/8" x 100' Heavy Duty Inner Core Cable	●
59360 - Tool Box	●
92485 - P-Trap Cutter, 3" (75 mm)	●
92495 - Spade Cutter, 1 3/4" (45 mm)	●
92510 - Double Cutter, 2" (50 mm)	●
92520 - Double Cutter, 3" (75 mm)	●
92525 - Double Cutter, 4" (110 mm)	●

Inner Core (IC) Cables

	Image	Catalog No.	Model No.	Description	Weight	
					lb.	kg
5/8" - 16 mm		92460	C-25	5/8" (16 mm) x 25' IC Cable (7.6m)	24	10.9
		92465	C-26	5/8" (16 mm) x 50' IC Cable (15.2m)	43	19.5
		92470	C-27	5/8" (16 mm) x 75' IC Cable (22.9m)	63	28.6
		43647	C-24	5/8" (16 mm) x 100' IC Cable (30.5m)	84	38.1
3/4" - 20 mm		92475	C-28	3/4" (20 mm) x 25' IC Cable (7.6m)	30	13.9
		92480	C-29	3/4" (20 mm) x 50' IC Cable (15.2m)	60	27.2
		41212	C-75	3/4" (20 mm) x 75' IC Cable (22.9m)	93	42.5
		41697	C-100	3/4" (20 mm) x 100' IC Cable (30.5m)	122	55.3

Hollow Core Cables

	Image	Catalog No.	Model No.	Description	Weight	
					lb.	kg
5/8" - 16 mm		32737	C-27HC	5/8" (16 mm) x 75' HC Cable (23 m)	52 3/4	23.9
		58192	C-24HC	5/8" (16 mm) x 100' HC Cable (30.5 m)	70 1/2	32.1
3/4" - 20 mm		47427	C-75HC	3/4" (20 mm) x 75' HC Cable (23 m)	75	34.0
		47432	z-100HC	3/4" (20 mm) x 100' HC Cable (30.5 m)	100	45.5

Tools and Replacement Blades – Fit 5/8" (16 mm) and 3/4" (20 mm) Cables

Image	Catalog No.	Model No.	Description	Replac. Blade(s)	Replac. Holder
	92485	T-403	P-Trap Cutter, 3" (75 mm)	92835	92900
	92490	T-404	P-Trap Cutter, 3 1/2" (87 mm)	92840	92900
	92495	T-406	Spade Cutter, 1 3/4" (45 mm)	92850	92915
	92500	T-407	Retrieving Auger 2 9/16" (65 mm)	-	-
	92505	T-408	Sawtooth Cutter, 3" (75 mm)	92890	92915
	92510	T-411	Double Cutter, 2" (50 mm)	92815	92905
	92515	T-412	Double Cutter, 2 1/2" (65 mm)	92820	92905
	92520	T-413	Double Cutter, 3" (75 mm)	92825	92910
	92525	T-414	Double Cutter, 4" (110 mm)	92830	92910
	92530	T-416	Double Cutter, 6" (150 mm)	92855	92910
	92535	T-432	3-Blade Cutter 2" (50 mm)	92860	92895
	92540	T-433	3-Blade Cutter 3" (75 mm)	92865	92895
	92545	T-434	3-Blade Cutter 4" (110 mm)	92870	92895
	92550	T-436	3-Blade Cutter 6" (150 mm)	92875	92895

Leaders and Pig Tails

Image	Catalog No.	Model No.	Description	Weight	
				lb.	kg
	92555	T-458	5/8" (16 mm) x 2' (50 mm) Leader	2	0.9
	92560	T-468	3/4" (20 mm) x 2' (50 mm) Leader	2 3/4	1.3
	44122	-	5/8" (16 mm) Pigtail, 4 1/2' (1.4 m) Long	2 1/2	1.1
	44117	-	3/4" Pigtail Assembly	3 1/2	1.6

Accessories

Catalog No.	Model No.	Description	Weight	
			lb.	kg
41982	A-7534	Drum Assembly with 3/4" (20 mm) Pigtail	37 1/2	17.0
43637	A-7558	Drum Assembly with 5/8" (16 mm) Pigtail	33	15.0
43642	A-75	AUTOFEED Assembly	8	3.5
41937	-	RIDGID® Leather Drain Cleaning Gloves	1/2	0.2
41992	A-75PF	C-100IC Kit with Tools, 3/4" (20 mm) x 100' (30.5 m)	8	3.5
49032	-	Front Guide Hose Assembly	3	1.3
59360	A-3	Tool Box	5	2.3
70032	-	RIDGID® PVC Drain Cleaning Gloves	1/2	0.2

Repair Fittings

Image	Catalog No.	Model No.	Description	Weight	
				lb.	kg
	31487	A-7570	5/8" (16 mm) Repair Splicer	1 1/2	43.0
	31492	A-7571	3/4" (20 mm) Repair Splicer	2	57.0
	92805	A-6582	5/8" (16 mm) Male Coupling	1	28.0
	92810	A-6583	5/8" (16 mm) Female Coupling	2	57.0
	92880	B-6840	3/4" (20 mm) Male Coupling	1	28.0
	92885	B-6841	3/4" (20 mm) Female Coupling	2	57.0

Sectional Machines



K-50 SECTIONAL MACHINE

- 3/4" to 4" (20 mm to 110 mm) Drain Lines
- Uses sections of 5/8" (16 mm) cable, cleans 1 1/4" to 4" (32 mm to 110 mm) lines up to 100 feet.
- C-8 best for 1 1/4" to 3" (32 mm to 75 mm) drains.
- C-9 best for 2" to 4" (50 mm to 110 mm) drains.
- Equipped with an A-17 adapter for runs up to 50' (15 m) of 5/16" (8 mm) cable or, 35' (11 m) of 3/8" (10 mm) continuous length cable.
- 5/16" (8 mm) best for 3/4" (20 mm) to 1 1/2" (40 mm) lines.
- 3/8" (10 mm) best for 1 1/4" (32 mm) to 2" (50 mm) lines.
- Compact, versatile professional's machine. Capable of running three different size cables: 5/16" (8 mm), 3/8" (10 mm) and 5/8" (16 mm). The perfect, all-around sink, shower and floor drain machine. Weighs less than 40 lbs (18 kg).
- Unique, easy-to-use, instant-acting cable clutch maximizes operator control: Pull handle down and cable spins at 400 RPM. Release handle, cable stops instantly.
- Equipped with 300-watt motor.
- Includes A-1 RIDGID® drain cleaning mitt and operator's manual.
- Approved by CSA and CSA and UL Standards (115V only).

Model K-50-8 shown below includes:

- K-50 Machine
- A-17-A, Adapter includes: 25' x 5/16", C-1 Bulb Auger Cable
- A-17-B, Adapter includes: 35' x 3/8", C-5 Bulb Auger Cable
- A-1 RIDGID Drain Cleaning Mitt



Machine Options

Catalog No.	Model No.	Description	Weight	
			lb.	kg
58920	K-50	Machine Only 115V	37	16.8
58960	K-50-4	115V Machine, with A-30 Cable Kit	61	27.7
58980	K-50-6	115V Machine, with -17-A Adapter, A-30 Cable Kit	67	30.4
59000	K-50-8	115V Machine, with A-17-A Adapter, A-17-B Adapter, A-30 Cable Kit	77	34.9
52972	K-50-9	115V Machine, with A-40 Cable Kit	74	33.6
76455	K-50	Machine Only 230V	37	16.8
76475	K-50-4	230V Machine, with A-30 Cable Kit	61	27.7
76485	K-50-6	230V Machine, with -17-A Adapter, A-30 Cable Kit	67	30.4
76495	K-50-8	230V Machine, with A-17-A Adapter, A-17-B Adapter, A-30 Cable Kit	77	34.9

A-30 Cable Kit Includes:

- Six Sections C-8, 7 1/2' x 5/8" Cable (45 feet).
- A-10 Cable Carrier
- T-201 Straight Auger
- T-202 Bulb Auger
- T-205 "C" Cutter
- T-211 Spade Cutter
- A-13 Coupling Pin Key
- A-14-6 Rear Guide Hose
- A-1 Left-Hand RIDGID Drain Cleaning Mitt

Cables

	Catalog No.	Model No.	Description	Weight	
				lb.	kg
5/8" - 10 mm	62265	C-7	5/8" (16 mm) x 7 1/2' (2,3 m) Tight-Wind	4	1.8
	62270	C-8	5/8" (16 mm) x 7 1/2' (2,3 m) All-Purpose Wind	3	1.4
	51317	C-9	5/8" (16 mm) x 10' (3,1 m) Heavy-Duty Wind	5	2.2
5/8" - 10 mm	62245	C-4	3/8" (10mm) x 25' (7,6 m) with Male Coupling	4 1/2	2.0
	62250	C-5	3/8" (10mm) x 35' (10,7 m) with Bulb Auger	8 1/4	3.8
	62260	C-6	3/8" (10 mm) x 35' (10,7 m) with Male Coupling		
	96037	C-6IC	3/8" (10mm) x 35' (10,7 m) Inner Core with Male Coupling	8 1/2	4.0
5/8" - 8 mm	62225	C-1	5/16" (8 mm) x 25' (7.6 m) with Bulb Auger	3 1/2	1.6
	56782	C-1IC	5/16" (8 mm) x 25' (7.6 m) Inner Core with Bulb Auger	4	1.8
	89400	C-21	5/16" (8 mm) x 50' (15,2 m) with Bulb Auger	7	3.2
	62235	C-2	5/16" (8 mm) x 25' (7,6 m) with Drop Head Auger	3 1/2	1.6
	56787	C-2IC	5/16" (8 mm) x 25' (7.6 m) Inner Core with Drop Head Auger	4	1.8
	89405	C-22	5/16" (8 mm) x 50' (15,2 m) with Drop Head Auger	7	3.2

Cable Kits

	Catalog No.	Model No.	Cable	Tools & Accessories	Weight	
					lb.	kg
	59365	A-30	Six Sections: C-8, 5/8"x7 1/2' (45', 13,7 m)	T-201 Straight Auger T-202 Bulb Auger T-205 "C" Cutter T-211 Spade Cutter A-13 Coupling Pin Key A-10 Cable Carrier A-14-6 Rear Guide Hose A-1 Left-Hand RIDGID Drain Cleaning Mitt	20	9.1
	52962	A-40	Six Sections: C-9, 5/8" x 10' (60', 18,3 m)	T-206 Funnel Auger T-215 4-Blade Cutter T-231 "C" Cutter A-13 Coupling Pin Key A-10 Cable Carrier A-14-10 Rear Guide Hose A-1 Left-Hand RIDGID Drain Cleaning Mitt	37	16.8
	59370	A-30TW	Six Sections: C-7, 5/8"x7 1/2' (45', 13,7m) Tight-Wind	Same as A-30	30	13.6

Adapters

	Catalog No.	Model No.	Description	Weight	
				lb.	kg
	59250	A-17-A	Adapter With 25' (7,6 m) x 5/16" (8 mm) Cable w/Bulb Auger	8	3.6
	59255	A-17-B	Adapter With 35' (10,7 m) x 3/8" (10 mm) Cable w/Bulb Auger	13	5.9
	59265	A-17-C	Adapter With 35' x 3/8" Cable w/Male Coupling		
	92095	A-17-D	Adapter With 50' x 5/16" Cable w/Bulb Auger	12	5.4
	92100	A-17-E	Adapter With 25' x 5/16" Cable w/Drop Head		

Accessories

	Catalog No.	Model No.	Description	Weight	
				lb.	kg
	59235	A-14-6	6' (1,8 m) Rear Guide Hose	5	2.3
	84325	A-14-10	10' (3 m) Rear Guide Hose	7	3.2
	59270	A-18	Front Guide Hose Assembly	9	4.1
	59210	A-10	Cable Carrier Holds 90' (27 m) C-8, C-9	3 1/4	1.5
	59205	A-1	Left-Hand RIDGID Drain Cleaning Mitt	1/2	0.2
	59295	A-2	Right-Hand RIDGID Drain Cleaning Mitt		
	59230	A-13	3/8" Cable Pin Key		
	59450	A-3179	A-3179 Clutch Jaw Assembly	1 1/2	0.7

Tools

	Catalog No.	Model No.	Description	Replac. Blade(s)
	62990	T-201	Straight Auger, 5" (125 mm) Long	
	62067	T-201A	Straight Flex Auger	
	62995	T-202	Bulb Auger, 1 1/8" (29 mm) O.D.	
	63000	T-203	Bulb Auger 7/8" (22 mm) O.D.	
	54837	T-204	"C" Cutter 1" (25 mm)	54832
	63005	T-205	"C" Cutter, 1 3/8" (35 mm)	97835
	52812	T-230	H-D "C" Cutter, 2" (50 mm)	92815
	52817	T-231	H-D "C" Cutter, 2 1/2" (65 mm)	92820
	52822	T-232	H-D "C" Cutter, 3" (80 mm)	92835
	63010	T-206	Funnel Auger, 3" (80 mm) Long	-
	63015	T-207	Spiral Cutter, 1 1/4" (32 mm)	97840
	63020	T-208	Spiral Cutter, 1 1/2" (40 mm)	97895
	63025	T-209	Spiral Cutter, 2" (50 mm)	97900
	63030	T-210	Spade Cutter, 1" (25 mm)	97905
	63035	T-211	Spade Cutter, 1 3/8" (35 mm)	97825
	63040	T-212	Spade Cutter, 1 3/4" (45 mm)	92850
	63045	T-213	4-Blade Cutter, 1" (25 mm)	97795
	63050	T-214	4-Blade Cutter, 1 3/8" (35 mm)	97910
	63055	T-215	4-Blade Cutter, 1 3/4" (45 mm)	97915
	63060	T-216	Chain Knocker, 2" (50 mm)	98000
	63065	T-217	Drop Head Auger, 4" (110 mm) Long	
	63280	T-218	Flue Brush, 3" (75 mm)	
	63070	T-219	Flue Brush, 2 1/2" (65 mm)	
	63080	T-220	Flue Brush, 2" (50 mm)	
	63220	T-221	Flue Brush, 1 1/2" (40 mm)	
	55457	T-225	Retrieving Auger	
	12128	T-240	Tool Set (5/8"- K-380): T-202 Bulb Auger, T-211 Spade Cutter, A-13 Pin Key	
	48482	T-250	Tool Set includes: T-203, T-205, T-210, T-217, A-13	

Sectional Machines



K-60SP SECTIONAL MACHINE

- 1 1/4" to 4" (32-100 mm) Drain Lines
- Simple adjustment knob allows unit to spin both 7/8" (22 mm) and 5/8" (16 mm) diameter cable. Adjusts in seconds.
- 7/8" (22 mm) cable (C-10) cleans 2" to 4" (50 mm to 100 mm) lines through 150' 45.7 m).
- 5/8" (16 mm) cable (C-7, C-8, C-9) cleans 1 1/4" to 4" (32 mm to 100 mm) lines through 125' (38.1 m).
- A compact machine for institutional, commercial or residential cleaning. Also ideal for septic tank vacuum truck operators. Small enough to fit into cramped spaces, yet powerful enough to clear tough blockages.
- Ideal for rooftop vent stacks. Rear handle allows for easy transporting up ladders and onto rooftops.
- Remove only two bolts to access jaw set for cleaning or replacement. Removal of same bolts provides access to belt drive.
- Equipped with 1/2 HP motor. CSA approved. Approved to UL standards (NRTL).

Machine Options

Catalog No.	Model No.	Description	Weight	
			lb.	kg
66492	K-60SP	Machine with A-1 Operator's Mitt, A-12 Pin Key, and A-60-12 Rear Guide Hose	41	18.6
66497	K-60SP-SE	Machine with A-1 Operator's Mitt, A-12 Pin Key, and A-60-12 Rear, Guide Hose, plus: A-61 Tool Kit and A-62 Cable Kit	92	41.7
66512	K-60SP	Machine with A-1 Operator's Mitt, A-12 Pin Key, and A-60-12 Rear Guide Hose	41	18.6
66517	K-60SP-SE	Machine with A-1 Operator's Mitt, A-12 Pin Key, and A-60-12 Rear, Guide Hose, plus: A-61 Tool Kit and A-62 Cable Kit	92	41.7

K-60SP-SE shown below includes:

- K-60SP Machine
- A-1 RIDGID® Drain Cleaning Mitt
- A-60-12 Rear Guide Hose
- A-62 Cable Kit, includes:
 - A-8 Cable Carrier
 - Five Sections Of C-10, 7/8" Cable, Total 75 Feet
- A-61 Tool Kit, includes:
 - T-101 Straight Auger
 - T-102 Funnel Auger
 - T-107 Spade Cutter
 - T-125 Retrieving Auger
 - T-150-1 Sharktooth Cutter
 - A-3 Tool Box
 - A-12 Pin Key



Cables and Leaders

	Catalog No.	Model No.	Description	Weight	
				lb.	kg
7/8" = 22 mm	62275	C-10	7/8" (22 m) x 15' (4,6 m) All- Purpose Wind Requires A-368-X Jawset	9 1/2	4.3
	25036	C-10 PC	7/8" (22 mm) x 15' Cable with Inner Core (4,6 m) Requires A-368-X Jawset	10	4.5
	30007	T-127	7/8" (22 mm) Trap Leader	2	0.9
5/8" = 16 mm	51317	C-9	5/8" (16 mm) x 10' (3,1 m) Heavy-Duty Wind	5	2.2
	62270	C-8	5/8" (16 mm) x 7 1/2' (2,3 m) All-Purpose Wind	3	1.4
	62265	C-7	5/8" (16 mm) x 7 1/2' (2,3 m) Tight-Wind	4	1.8

Cable Kits and Tool Kits

	Catalog No.	Model No.	Description	Weight	
				lb.	kg
	61625	A-62	Standard Equipment Tool Kit for K-60-SE, includes: -T-101 Straight Auger -T-102 Funnel Auger -T-107 Spade Cutter -T-125 Retriving Auger -T-150-1 Sharktooth Cutter -A-3 Tool Box -A-12 Pin Key	43	19.5
	61630	A-61	Standard Equipment Cable Kit for K-60-SE, includes: - Five Sections C-10, 7/8" (22 mm) x 15' (4,6 m) Cable - A-8 Cable Carrier	8	3.6
	48472	A-35	5/8" Cable Kit, includes: Six Sections C-8, 5/8" x 7 1/2" Cable (45', 14m), A-10 Cable Carrier, T-201 Straight Auger, T-202 Bulb Auger, T-205 "C" Cutter, T-211 Spade Cutter, A-13 Coupling Pin Key	18	8.2
	48477	A-35TW	5/8" Tight-Wind Cable Kit, Substitutes C-7 For C-8 In, Above Package	-	-
	59365	A-30	Six Sections: C-8, 5/8"x7 1/2" (45', 13,7 m)	20	9.1
	94492	A-25	5/8" (16 mm) Cable Kit, includes: Five Sections C-8, 5/8" (16 mm) x 7 1/2" (2,3 m) Cable 37.5' (11,5 m) -A-10 Cable Carrier -T-201 Straight Auger -T-202 Bulb Auger -T-205 "C" Cutter -A-13 Coupling Pin Key	18	8.2

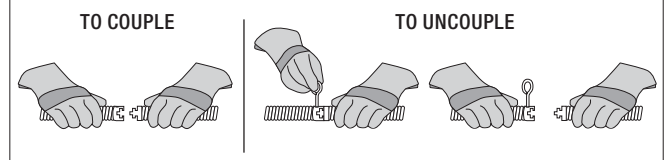
Accessories

	Catalog No.	Model No.	Description	Weight	
				lb.	kg
	59360	A-3	Tool Box	5	2.3
	59205	A-1	Left-Hand RIDGID Drain Cleaning Mitt	1/2	0.2
	59295	A-2	Right-Hand RIDGID Drain Cleaning Mitt		
	59230	A-13	3/8" Cable Pin Key		
	59225	A-12	1/2" Cable Pin Key	1/2	0.2
	61615	A-60-12	12' (3,7 m) Rear Guide Hose For K-60	12	5.5
	76575	A-60-16	16' (4,9 m) Rear Guide Hose For K-60	15 1/2	7.0
	59425	A-36	Cable Caddy	15	6.8
	59210	A-10	Cable Carrier Holds 90' (27 m) C-8, C-9	3 1/4	1.5
	59470	A-8	Cable Carrier 60' (18 m) Capacity 1 1/4" (32 mm)	5 1/2	2.5
	59445	A-5	Grease Gun	1/2	0.2
	65687		Clutch Jaw	3/4	0.3

Tools - Fits 7/8" Sectional Cables

	Catalog No.	Model No.	Description	Replac. Blade(s)
	62850	T-101	Straight Auger	-
	62855	T-102	Funnel Auger	-
	27642	T-125	Straight Retrieving Auger	-
	62860	T-103	Sawtooth Cutter, 2 1/2" (65 mm)	98070
	62865	T-104	"H" Cutter, 2 1/2" (65 mm)	97800
	62870	T-105	Grease Cutter, 2 1/2" (65 mm)	97920
	62875	T-106	Grease Cutter, 3 1/2" (87 mm)	97925
	62915	T-109	Spiral Sawtooth Cutter, 1 1/2" (45 mm)	97930
	62920	T-110	Spiral Sawtooth Cutter, 2 1/4" (57 mm)	97935
	62925	T-111	Spiral Sawtooth Cutter, 3" (75 mm)	92890
	62930	T-112	4-Blade Cutter, 1 3/4" (45 mm)	97915
	62935	T-113	4-Blade Cutter, 3" (75 mm)	97910
	62940	T-114	Chain Knocker for 4" lines	97985
	98050	T-150	Sharktooth Cutter 3" (75 mm) and 4" (110 mm)	-
	98055	T-150-1	Sharktooth Cutter 3" (75 mm) Blade	98005- 3" (75mm)/ 98010- 3" (100mm)
	98060	T-150-2	Sharktooth Cutter 4" (110 mm) Blade	98010
	62880	T-107	Spade Cutter, 1 3/4" (45 mm)	92850
	54842	T-141	Knife Blade Cutter 1 1/2" (40 mm)	54847
	54852	T-142	Knife Blade Cutter 2 1/2" (65 mm)	97800

FAST, SIMPLE METHOD TO CONNECT TOOLS



For C-4, C-6, C-7, C-8, C-9, C-10, C-11, C-12, C-14, C-15, C-31, C-32, C-33, C-44, C-45, and C-46.

Sectional Machines

Model K-1500A
(A-Frame)



Model K-1500B
(B-Frame)



Model K-1500 B W/C-11 shown above includes:

- K-1500 B Machine with A-1 RIDGID® Drain Cleaning Mitt, A-12 Pin Key and A-34-12 Rear Guide Hose
- Seven Sections of 1 1/4" (C-11) Cable, Total 105 Feet
- Two A-8 Cable Carriers
- Nine-Piece Tool Set includes:
 - T-1 Straight Auger
 - T-3 Funnel Auger
 - T-6 Retrieving Auger
 - A-3516 Hex Key
 - T-13 Sawtooth Cutter
 - T-50-1 Sharktooth Cutter
 - A-2864 Hex Key
 - T-8 Grease Cutter
 - A-3 Tool Box

K-1500 SECTIONAL MACHINE

- 2" to 8" (50 mm to 200 mm) Drain and Sewer Lines
- The finest all-around sewer and drain cleaning machine. One man can easily clean the heaviest blockages – indoors or out. High-speed cleaning gets the job done faster and better.
- Wheels to the job site – sets up fast, cleans up fast.
- Low-profile "B" frame design will fit most crawl spaces. Loads and unloads from truck easily. Upright "A" frame features cable carrier storage during transport, ideal for in-house applications.
- Equipped to run, easy to handle, 15' (4.6 m) sections of 1 1/4" (32 mm) cable to clean 3" to 8" (32 m to 200 mm) lines to 200' (61 m).
- Easy clutch jaw change-out adapts K-1500 to run 15' (4.6) sections of 7/8" (22 mm) cable through 2" to 4" (50 to 100 mm) lines up to 175' (53 m).
- Equipped with 3/4 HP motor. CSA approved. Approved to UL standards (NRTLCL).








Machine Options – A Frame

Catalog No.	Model No.	Description	Weight	
			lb.	kg
23692		Machine with A-1 Mitt, A-12 Pin Key, and Rear Guide Hose	135	61.3
23702		Machine with A-1 Mitt, A-12 Pin Key, and A-34-12 Rear Guide Hose, Plus: Seven Sections 1 1/4" (32 mm) (C-14) Cable, Total 105 Feet, Two A-8 Cable Carriers, Nine-Piece 1 1/4" Tool Set		
23712	K-1500A	Machine with A-1 Mitt, A-12 Pin Key, and A-34-12 Rear Guide Hose, Plus: Seven Sections 1 1/4" (32 mm) (C-14) Cable, Total 105 Feet, Two A-8 Cable Carriers, Nine-Piece 1 1/4" Tool Set	256	116.1
27592		Machine with A-1 Mitt, A-12 Pin Key, and A-34-12 Rear Guide Hose, Plus: Seven Sections 1 1/4" (32 mm) (C-11) Cable, Total 105 Feet, Two A-8 Cable Carriers, Nine-Piece 1 1/4" Tool Set		
27612		Machine with A-1 Mitt, A-12 Pin Key, and Rear Guide Hose	135	61.3



Machine Options – B Frame

Catalog No.	Model No.	Description	Weight	
			lb.	kg
23697		Machine with A-1 Mitt, A-12 Pin Key, and A-34-12 Rear Guide Hose	135	61.3
23707		Machine with A-1 Mitt, A-12 Pin Key, and A-34-12 Rear Guide Hose, Plus: Seven Sections 1 1/4" (32 m) (C-14) Cable Total 105' (32 m), Two A-8 Cable Carriers, Nine-Piece 1 1/4" Tool Set		
23717	K-1500B	Machine with A-1 Mitt, A-12 Pin Key, and A-34-12 Rear Guide Hose, Plus: Seven Sections 1 1/4" (32 m) (C-11) Cable, Total 105' (32 m), Two A-8 Cable Carriers, Nine-Piece 1 1/4" Tool Set	256	116.1
27597		Machine with A-1 Mitt, A-12 Pin Key, and A-34-12 Rear Guide Hose, Plus: Seven Sections 1 1/4" (32 m) (C-11) Cable, Total 105' (32 m), Two A-8 Cable Carriers, Nine-Piece 1 1/4" Tool Set		
27617		Machine with A-1 Mitt, A-12 Pin Key, and A-34-12 Rear Guide Hose	135	61.3
27637		Machine with A-1 Mitt, A-12 Pin Key, and A-34-12 Rear Guide Hose, Plus: Seven Sections 1 1/4" (32 mm) (C-11) Cable, Total 105' (32 m), Two A-8 Cable Carriers, Nine-Piece 1 1/4" Tool Set	256	116.1
33922	K-1500B Special Kit	Machine with A-1 Mitt, A-12 Pin Key, A-34-12 Rear Guide Hose, four Sections 1 1/4" (32mm) (C11) Cable, Total 60' (18m), one A-8 Cable Carrier, T-3 funnel auger, T-50-1 shark tooth cutter and hex key.	210	95.0

Cables and Leaders

	Catalog No.	Model No.	Description	Weight		
				lb.	kg	
1 1/4" - 32 mm		62280	C-11	1 1/4" (32 mm) x 15' (4.6 m) Standard All-Purpose Wind. 3/8" (10 mm) Pitch. Good for 4" (110 mm) Traps, 3" (75 mm) - 8" (200 mm) Lines	16	7.3
		24226	C-11 PC	15' (4.6 m) Standard All-Purpose Wind 3/8" Pitch with Plastic Core, Good For 4" Traps	17 3/5	8.0
		62285	C-12	15' (4.6 m) Extra-Heavy-Duty Wind. 3/8" (10 mm) Pitch. Recommended For 4" (110 mm) - 10" (250 mm) Long Runs, No 4" (110 mm) Traps	19	8.6
		62295	C-14	15' (4.6) Heavy-Duty Wind. 1/2" (13 mm) Pitch. Recommended For 3" (75 mm) - 10" (250 mm) Lines Through Cleanout, No 4" (110 mm) Traps	16	6.8
		62300	C-15	15' (4.6) Extra-Flexible Wind. 1/2" (13 mm) Pitch. Recommended For 3" (75 mm) - 6" (150 mm) Lines Good for Traps	12	5.5
		63090	T-27	1 1/4" (32 mm) x 25" (63.5 cm) Leader	2 3/4	1.2
		62275	C-10	7/8" (22 mm) x 15' (4.6 m) All-Purpose Wind Requires A-368-X Jawset	9 1/2	4.3
7/8" - 22 mm	25036	C-10 PC	7/8" (22 mm) x 15' Cable with Inner Core (4.6 m) Requires A-368-X Jawset	10	4.5	

Cable Kits

	Catalog No.	Model No.	Description	Weight	
				lb.	kg
	61630	A-61	Standard Equipment Cable Kit for K-60-SE, includes: - Five Sections C-10, 7/8" (22 mm) x 15' (4.6 m) Cable - A-8 Cable Carrier	8	3.6
	61625	A-62	Standard Equipment Tool Kit for K-60-SE, includes: -T-101 Straight Auger -T-102 Funnel Auger -T-107 Spade Cutter -T-125 Retriving Auger -T-150-1 Sharktooth Cutter -A-3 Tool Box -A-12 Pin Key	43	19.5

Accessories

	Catalog No.	Model No.	Description	Weight	
				lb.	kg
	59205	A-1	Left-Hand RIDGID Drain Cleaning Mitt	1/2	0.2
	59295	A-2	Right-Hand RIDGID Drain Cleaning Mitt		
	59225	A-12	1/2" Cable Pin Key		
	59240	A-17	Manhole Guide Pipe	23	10.4
	59300	A-20	8-Foot (2,4 m) Front Guide Hose Assembly	25	11.4
	59320	A-369X	1 1/4" Jaw Assembly	3/4	0.3
	59325	A-368X	7/8" Jaw Assembly		
	59360	A-3	Tool Box	5	2.3
	59395	A-34-12	12-Foot (3,7 m) Rear Guide Hose	20	9.1
	59400	A-34-16	16-Foot (4,9 m) Rear Guide Hose	26 1/2	12.0
	59415	A-34-10	10-Foot (3,1 m) Rear Guide Hose	13 3/8	6.2
	59440	A-4	Trap Spoon (30", 76 cm)	1 3/4	0.8
	59470	A-8	Cable Carrier 60' (18 m) Capacity 1 1/4" (32 mm)	5 1/2	2.5
	59475	A-9	Cable Carrier 150-Foot (45,7) Capacity 1 1/4" (32 mm)	14	6.4
	62467	A-1HD	Heavy-Duty Left-Hand RIDGID Drain Cleaning Mitt	1/2	0.2
	62472	A-2HD	Heavy-Duty Right-Hand RIDGID Drain Cleaning Mitt		

Tools

	Catalog No.	Model No.	Description	Replac. Blade(s)
	59485	T-12	"H" Cutter, 3 1/2" (89 mm)	97945
	61770	T-15A	Expanding Cutter, 4" - 6" (110-150 mm)	62970
	61790	T-4	Heavy-Duty Funnel Auger	-
	61800	T-2	Heavy-Duty Straight Auger	-
	61825	T-15B	Expanding Cutter, 6" - 8" (150-200 mm)	62980
	61970	T-13	Sawtooth Cutter, 2 1/2" (65 mm)	98070
	61975	T-14	Sawtooth Cutter, 3 1/2" (89 mm)	98075
	62840	T-1	Straight Auger	-
	62845	T-10	Grease Cutter, 4 1/2" (114 mm)	97865
	63105	T-3	Funnel Auger	-
	63190	T-5	A-3565 Key	-
	63195	T-6	Funnel Retrieving Auger Run Machine In Reverse	-
	63200	T-7	Hook Auger	-
	63205	T-8	Grease Cutter, 2 1/2" (65 mm)	97920
	63210	T-9	Grease Cutter, 3 1/2" (89 mm)	97925
	59625	T-21	Spiral Sawtooth Cutter, 2 1/2" (65 mm)	97970
	59765	T-24	4-Blade Cutter, 2 1/2" (65 mm)	97940
	59770	T-25	4-Blade Cutter, 3 1/2" (89 mm)	97975
	59775	T-26	4-Blade Cutter, 4 1/2" (114 mm)	97805
	59780	T-26A	4-Blade Cutter, 5 1/2" (140 mm)	97980
	61850	T-17	Spiral Bar Cutter, 6" (150 mm)	97955
	61855	T-18	Spiral Bar Cutter, 8" (200 mm)	97960
	61960	T-16	Spiral Bar Cutter, 4" (110 mm)	97855
	63075	T-22	Spiral Sawtooth Cutter, 3" (75 mm)	97970
	63085	T-23	Spiral Sawtooth Cutter, 4" (110 mm)	97850
	63110	T-31	Chain Knocker, For 3"- 4" Pipe (75-110 mm)	97985
	63115	T-32	Chain Knocker, For 6" Pipe (150 mm)	97990
	63120	T-33	Chain Knocker, For 8" Pipe (200 mm)	97995
	63145	T-38	Flue Brush, 1 1/2" (40 mm)	-
	63150	T-39	Flue Brush, 2" (50 mm)	-
	63155	T-40	Flue Brush, 2 1/2" (65 mm)	-
	63160	T-41	Flue Brush, 3" (76 mm)	-
	63165	T-42	Flue Brush, 3 1/2" (89 mm)	-
	63170	T-43	Flue Brush, 4" (110 mm)	-
	63175	T-44	Flue Brush, 4 1/2" (114 mm)	-
	63180	T-46	Flue Brush, 5 1/2" (140 mm)	-
	63185	T-47	Flue Brush, 6"	-
	63240	T-45	Flue Brush, 5" (127 mm)	-
	98030	T-50	Includes 3 Sizes: 3-4-5" (75-110-127 mm)	-
	98035	T-50-1	Sharktooth Cutter, 3" (75 mm)	98005
	98040	T-50-2	Sharktooth Cutter, 4" (110 mm)	98010
	98045	T-50-3	Sharktooth Cutter, 5" (127 mm)	98015

Sectional Machines



K-1500SP SECTIONAL MACHINE

- 2" to 10" (50 mm to 250 mm) Drain and Sewer Lines.
- The finest all-around sewer and drain cleaning machine. One man can easily clean the heaviest blockages – indoors or out. High-speed cleaning gets the job done faster and better.
- Unique, easy-to-use, instant-acting cable clutch maximizes operator control: Pull handle down and cable spins at 600 RPM Release handle, cable stops instantly.
- Wheels to the job site – sets up fast, cleans up fast.
- Equipped to run, easy to handle, 15' (4.6 m) sections of 1 1/4" (32 mm) cable to clean 3" (75 mm) to 10" (250 mm) lines to 300' (91 m).
- Easy clutch jaw change-out adapts K-1500 to run 15' (4.6 m) sections of 7/8" (22 mm) cable through 2" (50 mm) to 4" (110 mm) lines up to 175' (53 m).
- Equipped with full 1500-watt motor and heavy-duty rotary switch.
- 10" solid ball bearing wheels.
- Low profile frame design will fit most crawl spaces.
- Includes A-1 RIDGID® drain cleaning mitt and operators manual.
- Approved by CSA to CSA and UL Standards (115V only).

Model K-1500SP with C-11 shown below

- K-1500SP w/C-11 includes:
K-1500SP Machine with A-1 RIDGID Drain Cleaning Mitt and A-12 Pin Key
- A-34-12 Rear Guide Hose
- 150 Feet, Ten Sections of C-11, 1 1/4" Cable
- Three A-8 Cable Carriers
- Nine-Piece 1 1/4" Tool Package, includes:
 - T-1 Straight Auger
 - T-3 Funnel Auger
 - T-6 Retrieving Auger
 - T-8 2 1/2" Grease Cutter
 - T-13 2 1/2" Sawtooth Cutter
 - T-50 Sharktooth Cutter with 3", 4" and 5" Blades
 - A-2864 Hex Key (3/16")
 - A-3 Tool Box
 - A-3516 Hex Key (1/4")

Machine Options – B Frame

Catalog No.	Model No.	Description	Weight	
			lb.	kg
43507		120V-60Hz Machine with A-1 Operator's Mitt and A-12 Pin Key, Plus: A-34-12 Rear Guide Hose	141	64.0
46907	K-1500SP	120V-60Hz Machine with A-1 Operator's Mitt and A-12 Pin Key, Plus: A-34-12 Rear Guide Hose, A-34-12 Rear Guide Hose, 150' (45.7m), Ten Sections of C-11, 1 1/4" (32 mm) Cable, Three A-8 Cable Carriers, A-3 Tool Box, Eight-Piece 1 1/4" (32 mm) Tool Package	317	144.0
91027	K-1500SPB	120V-60Hz Machine with A-1 RIDGID Drain Cleaning Mitt and A-12 Pin Key Plus : - A-34-12 Rear Guide Hose - C-14 Three Carrier Cable Combination Kit	297	135.0
43512	K-1500SP-B	240V-50Hz Machine with A-1 Operator's Mitt and A-12 Pin Key, Plus: A-34-12 Rear Guide Hose	141	64.0

Machine Options - A Frame

Catalog No.	Model No.	Description	Weight	
			lb.	kg
46837		120V Machine with A-1 Operator's Mitt and A-12 Pin Key, Plus: A-34-12 Rear Guide Hose	150	68.0
46902	K-1500SPA	120V Machine with A-1 Operator's Mitt and A-12 Pin Key, Plus: A-34-12 Rear Guide Hose, A-34-12 Rear Guide Hose, 150' (45.7), Ten Sections of C-11, 1 1/4" (32 mm) Cable, Three A-8 Cable Carriers, A-3 Tool Box, Eight-Piece 1 1/4" (32 mm) Tool Package	326	148.0
91032		120V Machine with A-1 Operator's Mitt and A-12 Pin Key, Plus: A-34-12 Rear Guide Hose & C-14 Three Carrier Cable Combination Kit	317	144.0
45317	K-1500SP-A	Machine with A-1 RIDGID Drain Cleaning Mitt, A-12 Pin Key, and A-34-12 Rear Guide Hose, Plus SE Tool Kit (see below).	254	120.0



Model K-1500SP with C-11 shown above.

Cables and Leaders

Image	Catalog No.	Model No.	Description	Weight	
				lb.	kg
	24226	C-11 PC	15' (4,6 m) Standard All- Purpose Wind $\frac{3}{8}$ " Pitch with Plastic Core. Good For 4" Traps	17 $\frac{3}{5}$	8.0
	25036	C-10 PC	$\frac{7}{8}$ " (22 mm) x 15' Cable with Inner Core (4,6 m) Requires A-368-X Jawset	10	4.5
	62275	C-10	$\frac{7}{8}$ " (22 mm) x 15' (4,6 m) All- Purpose Wind Requires A-368-X Jawset	9 $\frac{1}{2}$	4.3
	62280	C-11	1 $\frac{1}{4}$ " (32 mm) x 15' (4,6 m) Standard All-Purpose Wind. $\frac{3}{8}$ " (10 mm) Pitch. Good for 4" (110 mm) Traps, 3" (75 mm) - 8" (200 mm) Lines	16	7.3
	62285	C-12	15' (4,6 m) Extra-Heavy- Duty Wind. $\frac{3}{8}$ " (10 mm) Pitch. Recommended For 4" (110 mm) - 10" (250 mm) Long Runs, No 4" (110 mm) Traps	19	8.6
	62295	C-14	15' (4,6) Heavy-Duty Wind. $\frac{1}{2}$ " (13 mm) Pitch. Recommended For 3" (75 mm) - 10" (250 mm) Lines Through Cleanout, No 4" (110 mm) Traps	16	6.8
	62300	C-15	15' (4,6) Extra-Flexible Wind. $\frac{1}{2}$ " (13 mm) Pitch. Recommended For 3" (75 mm) - 6" (150 mm) Lines Good for Traps	12	5.5
	63090	T-27	1 $\frac{1}{4}$ " (32 mm) x 25" (63,5 cm) Leader	2 $\frac{3}{4}$	1.2

Cable Kits and Tool Kit

Image	Catalog No.	Model No.	Description	Weight	
				lb.	kg
	61630	A-61	Standard Equipment Cable Kit for K-60-SE, includes: - Five Sections C-10, $\frac{7}{8}$ " (22 mm) x 15' (4,6 m) Cable - A-8 Cable Carrier	8	3.6
	61625	A-62	Standard Equipment Tool Kit for K-60-SE, includes: -T-101 Straight Auger -T-102 Funnel Auger -T-107 Spade Cutter -T-125 Retriving Auger -T-150-1 Sharktooth Cutter -A-3 Tool Box -A-12 Pin Key	43	19.5

Accessories

Image	Catalog No.	Model No.	Description	Weight	
				lb.	kg
	59470	A-8	Cable Carrier 60' (18 m) Capacity 1 $\frac{1}{4}$ " (32 mm)	5 $\frac{1}{2}$	2.5
	59475	A-9	Cable Carrier 150-Foot (45,7) Capacity 1 $\frac{1}{4}$ " (32 mm)	14	6.4
	59395	A-34-12	12-Foot (3,7 m) Rear Guide Hose	20	9.1
	59415	A-34-10	10-Foot (3,1 m) Rear Guide Hose	13 $\frac{3}{8}$	6.2
	59400	A-34-16	16-Foot (4,9 m) Rear Guide Hose	26 $\frac{1}{2}$	12.0
	59300	A-20	8-Foot (2,4 m) Front Guide Hose Assembly	25	11.4
	59205	A-1	Left-Hand RIDGID Drain Cleaning Mitt	1/2	0.2
	59295	A-2	Right-Hand RIDGID Drain Cleaning Mitt		
	62467	A-1HD	Heavy-Duty Left-Hand RIDGID Drain Cleaning Mitt	1/2	0.2
	62472	A-2HD	Heavy-Duty Right-Hand RIDGID Drain Cleaning Mitt		
	59360	A-3	Tool Box	5	2.3
	59225	A-12	$\frac{1}{2}$ " Cable Pin Key	1/2	0.2
	59440	A-4	Trap Spoon (30", 76 cm)	1 $\frac{3}{4}$	0.8
	59240	A-17	Manhole Guide Pipe	23	10.4
	59320	A-369X	1 $\frac{1}{4}$ " Jaw Assembly	3/4	0.3
	59325	A-368X	$\frac{7}{8}$ " Jaw Assembly		

Tools

Image	Catalog No.	Model No.	Description	Replac. Blade(s)	
				lb.	kg
	59480	T-11	"H" Cutter, 2 $\frac{1}{2}$ " (65 mm)	97800	
	59485	T-12	"H" Cutter, 3 $\frac{1}{2}$ " (89 mm)	97945	
	59625	T-21	Spiral Sawtooth Cutter, 2 $\frac{1}{2}$ " (65 mm)	97970	
	59765	T-24	4-Blade Cutter, 2 $\frac{1}{2}$ " (65 mm)	97940	
	59770	T-25	4-Blade Cutter, 3 $\frac{1}{2}$ " (89 mm)	97975	
	59775	T-26	4-Blade Cutter, 4 $\frac{1}{2}$ " (114 mm)	97805	
	59780	T-26A	4-Blade Cutter, 5 $\frac{1}{2}$ " (140 mm)	97980	
	61770	T-15A	Expanding Cutter, 4" - 6" (110-150 mm)	62970	
	61790	T-4	Heavy-Duty Funnel Auger	-	
	61800	T-2	Heavy-Duty Straight Auger	-	
	61825	T-15B	Expanding Cutter, 6" - 8" (150-200 mm)	62980	
	61850	T-17	Spiral Bar Cutter, 6" (150 mm)	97955	
	61855	T-18	Spiral Bar Cutter, 8" (200 mm)	97960	
	61960	T-16	Spiral Bar Cutter, 4" (110 mm)	97855	
	61970	T-13	Sawtooth Cutter, 2 $\frac{1}{2}$ " (65 mm)	98070	
	62840	T-1	Straight Auger	-	
	62845	T-10	Grease Cutter, 4 $\frac{1}{2}$ " (114 mm)	97865	
	63075	T-22	Spiral Sawtooth Cutter, 3" (75 mm)	97970	
	63085	T-23	Spiral Sawtooth Cutter, 4" (110 mm)	97850	
	63105	T-3	Funnel Auger	-	
	63110	T-31	Chain Knocker, For 3"- 4" Pipe (75-110 mm)	97985	
	63115	T-32	Chain Knocker, For 6" Pipe (150 mm)	97990	
	63120	T-33	Chain Knocker, For 8" Pipe (200 mm)	97995	
	63145	T-38	Flue Brush, 1 $\frac{1}{2}$ " (40 mm)	-	
	63150	T-39	Flue Brush, 2" (50 mm)	-	
	63155	T-40	Flue Brush, 2 $\frac{1}{2}$ " (65 mm)	-	
	63160	T-41	Flue Brush, 3" (76 mm)	-	
	63165	T-42	Flue Brush, 3 $\frac{1}{2}$ " (89 mm)	-	
	63170	T-43	Flue Brush, 4" (110 mm)	-	
	63175	T-44	Flue Brush, 4 $\frac{1}{2}$ " (114 mm)	-	
	63180	T-46	Flue Brush, 5 $\frac{1}{2}$ " (140 mm)	-	
	63185	T-47	Flue Brush, 6"	-	
	63190	T-5	A-3565 Key	-	
	63195	T-6	Funnel Retrieving Auger Run Machine In Reverse	-	
	63200	T-7	Hook Auger	-	
	63205	T-8	Grease Cutter, 2 $\frac{1}{2}$ " (65 mm)	97920	
	63210	T-9	Grease Cutter, 3 $\frac{1}{2}$ " (89 mm)	97925	
	63240	T-45	Flue Brush, 5" (127 mm)	-	
	98030	T-50	Includes 3 Sizes: 3-4-5" (75-110-127 mm)	-	
	98035	T-50-1	Sharktooth Cutter, 3" (75 mm)	98005	
	98040	T-50-2	Sharktooth Cutter, 4" (110 mm)	98010	
	98045	T-50-3	Sharktooth Cutter, 5" (127 mm)	98015	

C-14 Heavy-Duty Accessories

Image	Catalog No.	Model No.	Description	Weight	
				lb.	kg
	48457	-	C-14 Three-Carrier Cable Combination Kit Includes: 150' C-14 Cable, Ten Sections 1 $\frac{1}{4}$ ", Three Cable Carriers, A-3 Toolbox and A-12 Pin Key, T-2 HD Straight Auger; T-4 HD Funnel Auger; T-6 Funnel Retrieving Auger; T-8 Spade Cutter; T-13 Saw Tooth Cutters; T-50 Sharktooth	160	72.6

Sectional Machines



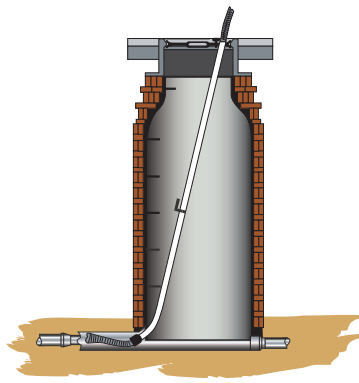
K-1500G SECTIONAL MACHINE

- 2" to 10" (50 to 250 mm) Drain/Sewer Lines
- A gasoline engine makes the Model K-1500G well-suited for cleaning lines in remote locations where electrical power is unavailable. Cuts through roots fast.
- Unique, easy-to-use, instant-acting cable clutch maximizes operator control. Pull down on the handle and the cable spins at 600 RPM. Release handle, cable stops instantly.
- Comes equipped to use 1 1/4" (32 mm) cable to clean 3" (75 mm) to 10" (250 mm) lines through 300' (92 m).
- 6 HP gasoline engine drives cable via four-speed transmission. Allows the operator to vary the cable spinning speed to fit the application. Forward speeds of 333, 425 and 500 RPM, and a reverse speed of 250 RPM.
- Low-profile, four-wheel cart easily rolls to the job. Guards against machine upset and possible fuel spillage.
- Includes A-1 RIDGID® drain cleaning mitt and operator's manual.

MACHINE DIMENSIONS

- Width Wheel to Wheel – 26" (66 cm)
- Length Including Kickstand – 28" (71 cm)
- Ground to Top of Handle – 38" (97 cm)
- Back of Handle to Front – 49" (124 cm)
- Ground to Top of Housing Shell – 27" (60 cm)

Catalog No.	Model No.	Description	Weight	
			lb.	kg
44587	K-1500G	Machine Only with A-1 RIDGID Drain Cleaning Mitt, A-12 Coupling Pin Key and A-34-10 Rear Guide Hose, A-369-X 1¼" (32 mm) Jaw Set	190	86.4
48462	K-1500G with C-14	Machine with Standard Equipment, includes: – Ten Sections Of C-14 Cable, Total 150' (45.7 m) – Three A-8 Cable Carriers – A-1 Left-Hand RIDGID Drain Cleaning Mitt – A-12 Coupling Pin Key – A-34-12 Rear Guide Hose – A-2864 Hex Key – A-3516 Hex Key – A-3 Tool Box – T-2 Heavy-Duty Straight Auger – T-4 Heavy-Duty Funnel Auger – T-6 Retrieving Auger – T-8 Grease Cutter – T-13 Sawtooth Cutter – T-50 Sharktooth Cutter	350	159.0










A-17 Manhole Guide Pipe

Adjusts 7' to 12', supports cables, locks into place quickly.
















Model K-1500G with C-14 shown above.


Cables and Leaders

	Catalog No.	Model No.	Description	Weight	
				lb.	kg
	25036	C-10 PC	7/8" (22 mm) x 15' Cable with Inner Core (4,6 m) Requires A-368-X Jawset	10	4.5
	62275	C-10	7/8" (22 mm) x 15' (4,6 m) All-Purpose Wind Requires A-368-X Jawset	9 1/2	4.3
	62280	C-11	1 1/4" (32 mm) x 15' (4,6 m) Standard All-Purpose Wind. 3/8" (10 mm) Pitch. Good for 4" (110 mm) Traps, 3" (75 mm) - 8" (200 mm) Lines	16	7.3
	62285	C-12	15' (4,6 m) Extra-Heavy-Duty Wind. 3/8" (10 mm) Pitch. Recommended For 4" (110 mm) - 10" (250 mm) Long Runs, No 4" (110 mm) Traps	19	8.6
	62295	C-14	15' (4,6) Heavy-Duty Wind. 1/2" (13 mm) Pitch. Recommended For 3" (75 mm) - 10" (250 mm) Lines Through Cleanout, No 4" (110 mm) Traps	16	6.8
	62300	C-15	15' (4,6) Extra-Flexible Wind. 1/2" (13 mm) Pitch. Recommended For 3" (75 mm) - 6" (150 mm) Lines Good for Traps	12	5.5
	63090	T-27	1 1/4" (32 mm) x 25" (63,5 cm) Leader	2 3/4	1.2

Accessories

	Catalog No.	Model No.	Description	Weight	
				lb.	kg
	59205	A-1	Left-Hand RIDGID Drain Cleaning Mitt	1/2	0.2
	59225	A-12	1/2" Cable Pin Key		
	59240	A-17	Manhole Guide Pipe	23	10.4
	59295	A-2	Right-Hand RIDGID Drain Cleaning Mitt	1/2	0.2
	59300	A-20	8-Foot (2,4 m) Front Guide Hose Assembly	25	11.4
	59320	A-369X	1 1/4" Jaw Assembly	3/4	0.3
	59360	A-3	Tool Box	5	2.3
	59395	A-34-12	12-Foot (3,7 m) Rear Guide Hose	20	9.1
	59415	A-34-10	10-Foot (3,1 m) Rear Guide Hose	13 3/8	6.2
	59440	A-4	Trap Spoon (30", 76 cm)	1 3/4	0.8
	59470	A-8	Cable Carrier 60" (18 m) Capacity 1 1/4" (32 mm)	5 1/2	2.5
	59475	A-9	Cable Carrier 150-Foot (45,7) Capacity 1 1/4" (32 mm)	14	6.4
	59400	A-34-16	16-Foot (4,9 m) Rear Guide Hose	26 1/2	12.0

Tools

	Catalog No.	Model No.	Description	Replac. Blade(s)
	59485	T-12	"H" Cutter, 3 1/2" (89 mm)	97945
	59625	T-21	Spiral Sawtooth Cutter, 2 1/2" (65 mm)	97970
	59765	T-24	4-Blade Cutter, 2 1/2" (65 mm)	97940
	59770	T-25	4-Blade Cutter, 3 1/2" (89 mm)	97975
	59775	T-26	4-Blade Cutter, 4 1/2" (114 mm)	97805
	59780	T-26A	4-Blade Cutter, 5 1/2" (140 mm)	97980
	61770	T-15A	Expanding Cutter, 4" - 6" (110-150 mm)	62970
	61790	T-4	Heavy-Duty Funnel Auger	-
	61800	T-2	Heavy-Duty Straight Auger	-
	61825	T-15B	Expanding Cutter, 6" - 8" (150-200 mm)	62980
	61850	T-17	Spiral Bar Cutter, 6" (150 mm)	97955
	61855	T-18	Spiral Bar Cutter, 8" (200 mm)	97960
	61960	T-16	Spiral Bar Cutter, 4" (110 mm)	97855
	61970	T-13	Sawtooth Cutter, 2 1/2" (65 mm)	98070
	61975	T-14	Sawtooth Cutter, 3 1/2" (89 mm)	98075
	62840	T-1	Straight Auger	-
	62845	T-10	Grease Cutter, 4 1/2" (114 mm)	97865
	63075	T-22	Spiral Sawtooth Cutter, 3" (75 mm)	97970
	63085	T-23	Spiral Sawtooth Cutter, 4" (110 mm)	97850
	63105	T-3	Funnel Auger	-
	63110	T-31	Chain Knocker, For 3" - 4" Pipe (75-110 mm)	97985
	63115	T-32	Chain Knocker, For 6" Pipe (150 mm)	97990
	63120	T-33	Chain Knocker, For 8" Pipe (200 mm)	97995
	63145	T-38	Flue Brush, 1 1/2" (40 mm)	-
	63150	T-39	Flue Brush, 2" (50 mm)	-
	63155	T-40	Flue Brush, 2 1/2" (65 mm)	-
	63160	T-41	Flue Brush, 3" (76 mm)	-
	63165	T-42	Flue Brush, 3 1/2" (89 mm)	-
	63170	T-43	Flue Brush, 4" (110 mm)	-
	63175	T-44	Flue Brush, 4 1/2" (114 mm)	-
	63180	T-46	Flue Brush, 5 1/2" (140 mm)	-
	63190	T-5	A-3565 Key	-
	63195	T-6	Funnel Retrieving Auger Run Machine In Reverse	-
	63200	T-7	Hook Auger	-
	63205	T-8	Grease Cutter, 2 1/2" (65 mm)	97920
	63210	T-9	Grease Cutter, 3 1/2" (89 mm)	97925
	63240	T-45	Flue Brush, 5" (127 mm)	-
	98030	T-50	Includes 3 Sizes: 3-4-5" (75-110-127 mm)	-
	98035	T-50-1	Sharktooth Cutter, 3" (75 mm)	98005
	98040	T-50-2	Sharktooth Cutter, 4" (110 mm)	98010
	98045	T-50-3	Sharktooth Cutter, 5" (127 mm)	98015

Rodder Machines






K-1000 RODDER MACHINE













- 8" to 24" (200 to 610mm) Drain/Sewer Lines.
- A rugged, compact machine suited for straight main line work in municipalities, universities, institutions and industry. Drives sectional sewer rods through long, straight runs of larger diameter pipe – up to 500 feet (150 m).
- Equipped with a 6 HP gasoline engine and forward/reverse transmission. Rod rotates at 133 RPM in forward and reverse at full throttle.
- Spring-loaded throttle control is hand operated. Varies rod speed within range. Returns engine speed to idle and disengages clutch when operator releases throttle.
- Adjustable torque limiter minimizes kinking of rods and excessive torque through transmission system.
- Large 10" (250 mm) wheels on frame for optimal transport.
- Includes A-1 RIDGID® drain cleaning mitt and operator's manual.

Catalog No.	Model No.	Description	Weight	
			lb.	kg
59175	K-1000	Rodder Machine, includes: – B-3542 Rod Driver – A-2704 Tool Driver – A-3567 Drive Pin – R-0 Rod Turner – A-4558 Torque Adapter – A-12 Coupling Pin Key – A-1 Left-Hand RIDGID Drain Cleaning Mitt – A-2 Right-Hand RIDGID Drain Cleaning Mitt	160	75.0
84295		Rodder Machine, same as above, plus: – 20 Sections of A-2475, 5/16" (8 mm) Rod, Total of 100' (30 m) – T-300 Spear Head Cutter – T-317 Auger – T-326 Pick-Up Tool	210	95.0

Rods

	Catalog No.	Model No.	Description	Weight	
				lb.	kg
	60355	A-2474	3' (0,9 m) Solid Sectional Rod, Includes: R-1 Male and R-2 Female Couplings	1 ¼	0.6
	60360	A-2475	5' (1,5 m) Solid Sectional Rod, Includes: R-1 Male and R-2 Female Couplings	1 ¾	0.8
	60365	A-2476	10' (3,0 m) Solid Sectional Rod, Includes: R-1 Male and R-2 Female Couplings	3	1.4

Accessories

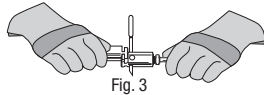
	Catalog No.	Model No.	Description	Weight	
				lb.	kg
	59835	K-10	Complete Set of Quick- Connect Rod Couplings: One Each R-1 and R-2	3/8	0.2
	59560	R-1	Male Rod Coupling	¼	0.1
	59555	R-2	Female Rod Coupling	1/8	
	61875	R-7	Male Tool Coupling, connects Tool Adapter to Rodding Tool	½	0.2
	61885	R-8	Female Tool Coupling, connects Tool to Tool Adapter		
	60700	A-2704	Tool Adapter, includes R-2 and R-7 Couplings	2 ¼	1.0
	62170	B-3542	B-3542 Rod Holder	3 3/8	1.5
	62815	R-0	Rod Turner, used to manually turn Rods in short runs	3 ¼	
	59205	A-1	Left-Hand RIDGID Drain Cleaning Mitt	½	0.2
	59295	A-2	Right-Hand RIDGID Drain Cleaning Mitt		
	59360	A-3	Tool Box	5	2.3
	59225	A-12	½" Cable Pin Key	½	0.2

RODS, RODDING TOOLS AND ACCESSORIES

- RIDGID K-10 quick-connect couplings make rodding jobs easier than ordinary threaded couplings:
 - To connect rods, align and snap them together for a solid connection (Fig. 1 and 2).



















- To disconnect, insert the pin key and slide the couplings apart (Fig. 3).








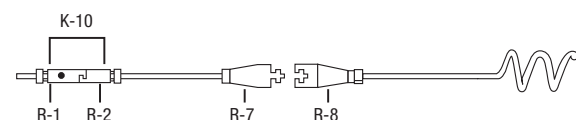
- One coupling pin key replaces assembly tool and wrench required to connect ordinary threaded couplings. Easy-to-add rods or tools. No bulky reels.
- Convert existing tools and rods to the RIDGID quick-connect system
 - One pair of R1 and R2 couplings substitute for one threaded coupling.
 - Standard left-hand and-right hand rod nuts fasten R1 and R2 couplings to existing rods.
 - R-8 couplings adapt each rod tool to quick-connect system.
 - A-2704 adapts rod couplings to larger-size tool couplings.

Tools

	Catalog No.	Model No.	Description	Weight	
				lb.	kg
	62045	T-300	Spear Head	1 7/8	0.8
	62050	T-301	Round Stock Corkscrew, 1½" (40 mm)	1 ¼	0.6
	62055	T-302	Round Stock Corkscrew, 2" (50 mm)	1 ½	0.7
	62060	T-303	Round Stock Corkscrew, 2½" (65 mm)	1 ¾	0.8
	62065	T-304	Round Stock Corkscrew, 3" (75 mm)		
	62075	T-306	Double Corkscrew, 3" (75 mm)	2 ¼	1.0
	62080	T-307	Double Corkscrew, 4" (110 mm)	2 ½	1.1
	62095	T-310	Square Stock Corkscrew, 4" (110 mm)		
	62105	T-312	Square Stock Corkscrew, 6" (150 mm)	3 ¾	1.7
	62370	T-313	Square Stock Corkscrew, 8" (200 mm)	6 ½	3.0
	62110	T-316	Auger, 3" (75 mm)	3	1.4
	62115	T-317	Auger, 4" (110 mm)	3 ½	1.5
	62125	T-319	Auger, 6" (150 mm)	5	2.3
	62385	T-320	Auger, 8" (200 mm)	8 ½	3.9
	62390	T-321	Auger, 10" (250 mm)	9 ½	4.3
	62140	T-326	Pick-Up Tool	1	0.5

The following Heavy-Duty Cable tools are also recommended for use with the rod:

	Catalog No.	Model No.	Description	Weight	
				lb.	kg
	61800	T-2	Heavy-Duty Straight Auger		
	61790	T-4	Heavy-Duty Funnel Auger		
	63200	T-7	Hook Auger		
	61960	T-16	Spiral Bar Cutter, 4" (110 mm)		
	61850	T-17	Spiral Bar Cutter, 6" (150 mm)		
	61855	T-18	Spiral Bar Cutter, 8" (200 mm)		
	63085	T-23	Spiral Sawtooth Cutter, 4" (110 mm)		
	59765	T-24	4-Blade Cutter, 2½" (65 mm)		
	59770	T-25	4-Blade Cutter, 3 ½" (89 mm)		
	59775	T-26	4-Blade Cutter, 4 ½" (114 mm)		
	59780	T-26A	4-Blade Cutter, 5 ½" (140 mm)		



Water Jetting Machines



Model KJ-1350-C on Model H-10 Cart

KJ-1350 WATER JETTER

- 1 1/4" to 4" (32 mm to 100 mm) Drain Lines.
- This jetter propels a highly flexible hose through 1 1/4" to 4" (32 mm to 100 mm) lines—blasting through sludge, soap and grease blockages. As you pull the hose back, it power scrubs the line, flushing debris away and restoring drain lines to their free-flowing capacity.
- Powerful: Actual working pressure of 1350 psi (93 bar) and flow of 1.4 GPM (5.3 l/min) for fast, effective cleaning of lines.
- Pulse Action: Activate the Model KJ-1350's plus action to easily negotiate difficult bends and traps. The Model KJ-1350-2 has a second level of pulse.
- Portable and Compact: The optional H-10 Cart rolls the jetter and hose to the job site. Jetter and hose reel are easily removed from the cart in seconds for hard to reach drains or remote storage. The compact cart offers a retractable handle and swivel hose reel minimizing storage space. Optional adapter allows the KJ-1350 to be mounted on the upright H-30 Cart.
- Electrical Requirement: The 1.5 HP motor draws a maximum of 14 Amps and can run on most standard 115V circuits.
- Easy to use: Thrust propels the hose down the line. You simply guide the hose into the drain.
- High Quality: Duplex pump with corrosion-resistant, forged brass head. New pressure control valve allows quick and easy pressure adjustment.
- Dependable: Reduced number of fittings, hoses and parts minimizes leaks and down time keeping you on the job.
- Versatile: Optional power washer package cleans cables, tools and other heavily soiled equipment.
- CSA approved. Approved to UL standards (NRTLCL).

Jetter Nozzles

Catalog No.	Model No.	Description	Female NPT Thread in.
64707	H-21	KJ-1350 Propulsion Nozzle	
64712	H-22	KJ-1350 Penetrating Nozzle	1/8
64717	H-24	KJ-1350 Drop Head Nozzle	
64722	H-31	KJ-1350 Propulsion Nozzle	1/4
82832	H-25	KJ-1350 Spinning Nozzle	1/8
64727	H-32	KJ-1350 Penetrating Nozzle	1/4

Trap Leaders

Catalog No.	Model No.	Description	Female NPT Thread in.	Male NPT Thread in.
50002	HL-1	Flexible Leader, 3/16" - Fits 1/8" & 3/16" Hoses	1/8	1/8
50007	HL-2	Flexible Leader, 1/4" - Fits 1/4" & 3/8" Hoses		1/8

Accessories

Catalog No.	Model No.	Description
41937	-	RIDGID® Leather Drain Cleaning Gloves
47542	H-21	Nozzle Cleaning Tool
48367	H-25	Winterizing Kit
51572	H-1235	Wash Wand Hose 1/2" x 35'
62592	H-10 WH	H-10 Cart with Hose Reel and 100' x 3/16" Trap Hose
62757	-	Nylon Storage Bag
62882	H-5	Mini Hose Reel
62892	H-30A	KJ-1350 Adapter to Fit H-30 Cart
64697	H-10	H-10 Cart with Hose Reel
64702	HW-EL	Pressure Wash (Gun only)
64737	H-30	H-30 Cart with Hose Reel
67187	H-32	Jet Vac
70032	-	RIDGID® PVC Drain Cleaning Gloves

Machine Options

Catalog No.	Model No.	Description	Weight	
			lb.	kg
62587	KJ-1350	KJ-1350 Standard Jetter with Pulse: H-21, H-22, and H-24 1/8" NPT Nozzles, 25' x 1/8" (7.6 m x 3.2 mm) Sink Trap Hose, Nylon Storage Bag, Nozzle Cleaning Tool	70	31.7
62597	KJ-1350-C	Above With: H-10 Cart, 100' (30.5 m) x 1/4" (6.4 mm) Trap Hose	120	54.4
63107	KJ-1350-2	KJ-1350 Jetter with Dual Pulse: H-21, H-22, and H-24 1/8" NPT Nozzles, 50' x 1/8" (15.2 m x 3.2 mm) Sink Trap Hose, Nylon Storage Bag, Nozzle Cleaning Tool	72	32.7
63112	KJ-1350-2C	Above With: H-10 Cart, 100' (30.5 m) x 1/4" (6.4 mm) Trap Hose	122	55.3

Jetter Hoses

Catalog No.	Model No.	Description	Male NPT Thread	Hose I.D.	Hose O.D.
			in.	in.	in.
47597	H-1435	3/16" x 35' (11 m)	1/8	3/16	1/4
47602	H-1450	3/16" x 50' (15 m)	1/8	3/16	1/4
47607	H-1250	1/4" x 50' (15 m)	1/4	1/4	1/2
49272	H-1475	3/16" x 75' (23 m)	1/8	3/16	1/4
49277	H-1400	3/16" x 100' (30 m)	1/8	3/16	1/4
49487	H-1215	1/4" x 150' (46 m)	1/4	1/4	1/2
51587	H-1211	1/4" x 100' (33 m)	1/4	1/4	1/2
51597	H-1220	1/4" x 200' (61 m)	1/4	1/4	1/2
52957	H-1825	1/8" x 25' Sink Trap Hose	1/8	1/8	3/16
53037	H-1850	1/8" x 50' Sink Trap	1/8	1/8	3/16
64732	H-1415	3/16" x 150' (45.5 m)	1/8	3/16	1/4

Water Jetting Machines



Model KJ-1750-C on Model H-30 Cart

KJ-1750 WATER JETTER

- 1 1/4" to 4" (32 to 100mm) Drain Lines.
- This jetter propels a highly flexible hose through 1 1/4" to 4" (32 to 100mm) lines—blasting through sludge, soap and grease blockages. As you pull the hose back, it power scrubs the line, flushing debris away and restoring drain lines to their free-flowing capacity.
- Powerful: Actual working pressure of 1750 psi and flow of 1.4 GPM (5.3 l/min) for fast, effective cleaning of lines.
- Pulse Action: Two levels of pulse are standard. Activate the KJ-1750's pulse action to easily negotiate difficult bends and traps.
- Portable: The optional H-30 Cart rolls the jetter and hose to the job site. The jetter is easily removed from the cart in seconds for hard to reach drain or for remote storage. Optional adapter allows the KJ-1750 to be mounted on the compact H-10 Cart.
- Electrical Requirement: The 2.0 HP motor draws a maximum of 17 Amps which requires a 20 Amp, 115V circuit.
- Easy to use: Thrust propels the hose down the line. You simply guide the hose into the drain.
- High Quality: Duplex pump with corrosion-resistant, forged brass head. New pressure control valve allows quick and easy pressure adjustment.
- Dependable: Reduced number of fittings, hoses and parts minimizes leaks and down time keeping you on the job.
- Versatile: Optional power washer package cleans cables, tools and other heavily soiled equipment.
- CSA approved. Approved to UL standards (NRTLCL).

Jetter Nozzles

Catalog No.	Model No.	Description	Female NPT Thread in.
64742	H-41	KJ-1750 Propulsion Nozzle	1/8
64747	H-42	KJ-1750 Penetrating Nozzle	
64752	H-44	KJ-1750 Drop Head Nozzle	
64757	H-51	KJ-1750 Propulsion Nozzle	1/4
64762	H-52	KJ-1750 Penetrating Nozzle	
82837	H-45	KJ-1750 Spinning Nozzle	1/8

Accessories

Catalog No.	Model No.	Description
47542	H-21	Nozzle Cleaning Tool
48367	H-25	Winterizing Kit
51572	H-1235	Wash Wand Hose 1/2" x 35"
62592	H-10 WH	H-10 Cart with Hose Reel and 100' x 3/16" Trap Hose
62877	H-30 WH	H-30 Cart with Hose Reel and 110' x 1/4" (33 m x 4.8 mm) Jet Hose
62882	H-5	Mini Hose Reel
62897	H-1235	KJ-1750 Adapter to Fit H-10 Cart
64697	H-10	H-10 Cart with Hose Reel
64702	HW-EL	Pressure Wash (Gun only)
64737	H-30	H-30 Cart with Hose Reel
67187	H-32	Jet Vac
70032	-	RIDGID® PVC Drain Cleaning Gloves
41937	-	RIDGID® Leather Drain Cleaning Gloves
62757	-	Nylon Storage Bag

Machine Options

Catalog No.	Model No.	Description	Weight	
			lb.	kg
62687	KJ-1750	KJ-1750 Jetter with Dual Pulse: H-41, H-42, and H-44 1/8" NPT Nozzles, H-51 and H-52 1/4" NPT Nozzles, 50' x 1/8" (15.2 m x 3.2 mm) Sink Trap Hose, Nylon Storage Bag, Nozzle Cleaning Tool	75	34.0
62697	KJ-1750-C	Above With: H-30 Cart, 110' x 1/2" (33.5 m x 6.4 mm) Jet Hose	155	70.3
67332		62687 with: H-10 Cart, 100' x 1/4" (30.5 m x 6.4 mm) Trap Hose	125	56.7

Jetter Hoses

Catalog No.	Model No.	Description	Male NPT Thread	Hose I.D.	Hose O.D.
			in.	in.	in.
47597	H-1435	3/16" x 35' (11 m)	1/8	3/16	1/4
47602	H-1450	3/16" x 50' (15 m)	1/8	3/16	1/4
47607	H-1250	1/4" x 50' (15 m)	1/4	1/4	1/2
49272	H-1475	3/16" x 75' (23 m)	1/8	3/16	1/4
49277	H-1400	3/16" x 100' (30 m)	1/8	3/16	1/4
49487	H-1215	1/4" x 150' (46 m)	1/4	1/4	1/2
51587	H-1211	1/4" x 100' (33 m)	1/4	1/4	1/2
51597	H-1220	1/4" x 200' (61 m)	1/4	1/4	1/2
52957	H-1825	1/8" x 25' Sink Trap Hose	1/8	1/8	3/16
53037	H-1850	1/8" x 50' Sink Trap	1/8	1/8	3/16
64732	H-1415	3/16" x 150' (45.5 m)	1/8	3/16	1/4

Trap Leaders

Catalog No.	Model No.	Description	Female NPT Thread	Male NPT Thread
			in.	in.
50002	HL-1	Flexible Leader, 3/16" - Fits 1/8" & 3/16" Hoses	0	0
50007	HL-2	Flexible Leader, 1/4" - Fits 1/4" & 3/8" Hoses	0	0

Water Jetting Machines



KJ-2200 WATER JETTER

- 1 1/4" to 6" (32 to 150 mm) Drain Lines.
- This jetter propels a highly flexible hose through 1 1/4" to 6" (32 mm to 150 mm) lines blasting through sludge, soap and grease blockages. As you pull the hose back, it power scrubs the line flushing debris away, restoring drain lines to their full, free-flowing capacity.
- **Powerful** – Actual working pressure of 2200 psi (150 bar) and flow of 2.4 GPM (9 l/min) for fast, effective cleaning of lines.
- **Easy to Use** – Thrust propels the hose down the line. You simply guide the hose into the drain.
- **Pulse Action** – Activate the KJ-2200's pulse action to easily negotiate difficult bends and traps.
- **Portable** – The optional H-30 cart rolls the jetter and hose to the job site. The jetter is easily removed from the cart in seconds for hard to reach drains, indoor applications or remote storage.
- **Convenient** – Standard equipment includes FV-1 foot valve. It makes remote or indoor operation simple and safe. You control the jetting action at the drain while leaving the jetter outdoors.
- **Quality & Dependability** – Triplex pump with corrosion-resistant, forged brass head. Reduced number of fittings, hoses and parts minimizes leaks and down time – keeping you on the job.
- **Versatile** – Optional power washer package cleans cables, tools and other heavily soiled equipment.
- New and improved 6.5 HP Recoil start gasoline engine starts easily. Features: ON/OFF switch; choke and throttle controls; easy access oil fill and dip stick.

Machine Options

Catalog No.	Model No.	Description	Weight	
			lb.	kg
63877	KJ-2200	KJ-2200 Jetter with Pulse – H-61, H-62, and H-64 1/8" NPT Nozzles – H-71 and H-72 1/4" NPT Nozzles – 75' x 3/16" (22.8 m x 4.8 mm) Trap Hose – FV-1 Foot Valve – Nozzle Cleaning Tool – H-1235 Wash Wand Hose 1/2" x 35' (10.7 m x 12.7 mm)	65	29.5
63882	KJ-2200-C	Above With: – H-30 Cart – 110' x 1/4" (33 m x 4.8 mm) Jet Hose	145	65.8



Jetter Hoses

Catalog No.	Model No.	Description	Male NPT Thread	Hose I.D.	Hose O.D.
			in.	in.	in.
47597	H-1435	3/16" x 35' (11 m)	1/8	3/16	1/4
47602	H-1450	3/16" x 50' (15 m)	1/8	3/16	1/4
49272	H-1475	3/16" x 75' (23 m)	1/8	3/16	1/4
49277	H-1400	3/16" x 100' (30 m)	1/8	3/16	1/4
47607	H-1250	1/4" x 50' (15 m)	1/4	1/4	1/2
51587	H-1211	1/4" x 100' (33 m)	1/4	1/4	1/2
49487	H-1215	1/4" x 150' (46 m)	1/4	1/4	1/2
51597	H-1220	1/4" x 200' (61 m)	1/4	1/4	1/2
64732	H-1415	3/16" x 150' (45,5 m)	1/8	3/16	1/4

Jetter Nozzles

Catalog No.	Model No.	Description	Female NPT Thread
			in.
64772	H-61	Propulsion Nozzle	1/8
64777	H-62	Penetrating Nozzle	
64782	H-64	Drop Head Nozzle	
82842	H-65	Spinning Nozzle	
64787	H-71	Propulsion Nozzle	1/4
64792	H-72	Penetrating Nozzle	
82852	H-75	Spinning Nozzle	

Trap Leaders

Catalog No.	Model No.	Description	Female NPT Thread	Male NPT Thread
			in.	in.
50002	HL-1	Flexible Leader, 3/16" - Fits 1/8" & 3/16" Hoses	0	0
50007	HL-2	Flexible Leader, 1/4" - Fits 1/4" & 3/8" Hoses	0	0

Accessories

Catalog No.	Model No.	Description	Weight	Weight
			lb.	kg
62882	H-5	Mini Hose Reel	-	-
64737	H-30	H-30 Cart with Hose Reel	-	-
62877	H-30 WH	H-30 Cart with Hose Reel and 110' x 1/4" (33 m x 4.8 mm) Jet Hose	-	-
64077	HP-22	Pressure Wash Package, KJ-2200	-	-
64767	HW-22	Wash Wand, KJ-2200	-	-
48157	FV-1	Foot Valve	-	-
66732	HF-4	Quick Connect Hose (Reel to Foot Valve)	-	-
48367	H-25	Winterizing Kit	-	-
47542	H-21	Nozzle Cleaning Tool	-	-
67187	H-32	Jet Vac	-	-
70032	-	RIDGID® PVC Drain Cleaning Gloves	1/2	0.2
41937	-	RIDGID® Leather Drain Cleaning Gloves	1/2	0.2
51572	H-1235	Wash Wand Hose 1/2". x 35"	-	-

Water Jetting Machines



KJ-3100 WATER JETTER

- 2" to 10" (50 to 250 mm) Drain Lines.
- The RIDGID® Model KJ-3100 portable water jetter gives you 3000 psi (205 bar) actual working pressure to handle large commercial and industrial applications. This jetter propels a highly flexible and lightweight hose through 2" to 10" (50 to 250 mm) lines blasting through sludge, soap, grease, and sediment blockages. As you pull the hose back, it power scrubs the line flushing debris away and restoring drain lines to their full, free-flowing capacity – all without the use of harmful chemicals.
- **Powerful** – Actual working pressure of 3000 psi (205bar) and flow of 5.5 GPM (21 l/min) for fast, effective cleaning of lines.
- **Lightweight Hose** – Hose with nylon braid provides significant weight reduction and increased flexibility – all without reducing strength. Allows the thrust to propel the hose further down the line.
- **Complete** – With the Model KJ-3100's removable hose reel, there is no need to purchase expensive portable hose reels. Standard packages come equipped to handle indoor and remote applications.
- **Convenient** – Completely remove the hose reel to ease loading onto service trucks. Simply rotate the hose reel forward to gain full access to the engine's gas tank and air filter.
- **Maneuverable** – In the heavy-duty 3000 psi (205bar) jetter category, the RIDGID KJ-3100 is one of the most maneuverable jetters on the market. The unit, on its unique two-wheeled cart, easily fits through standard size doors and can negotiate tight turns with the greatest of ease.
- **Pulse Action** – Activate the Model KJ-3100's pulse action to easily negotiate difficult bends and traps.
- **Quality & Dependability** – Triplex pump with corrosion-resistant, forged brass head. Gear reducer allows pump to run at slower (optimal) speed. Reduced number of fittings, hoses and parts minimizes leaks and downtime – keeping you on the job.
- **Versatile** – Power wash package and chemical injector system cleans cables, tools, and other heavily soiled equipment.
- **Quick Start** – 16 HP Recoil start gasoline engine starts easily. Features: ON/OFF switch; fuel shutoff; choke and throttle controls; easy access oil fill and dip stick.

Catalog No.	Model No.	Description	Weight		Weight w/o	Weight w/o
			lb.	kg	Hose Reel	Hose Reel
37413	KJ-3100	KJ-3100 Jetter with Pulse – H-111 and H-112 1/4" NPT Nozzles – H-38 Hose Reel with 200' x 3/8" (61 m x 10 mm) ID Jet Hose – 50' x 3/8" (15 m x 10 mm) ID Jet/Wash Hose – FV-1 Foot Valve – Nozzle Cleaning Tool – HW-30 Wash Wand – Root Ranger Root Cutting Nozzle – HF-4 Quick Connect Hose	272	125.0	214	97



Jetter Nozzles

Catalog No.	Model No.	Description	Female NPT Thread
			in.
38698	H-101	Propulsion Nozzle	1/8
38713	H-102	Penetrating Nozzle	
38703	H-104	Drop Head Nozzle	
38723	H-105	Spinning Nozzle	
38693	H-111	Propulsion Nozzle	
38708	H-112	Penetrating Nozzle	1/4
38718	H-115	Spinning Nozzle	
16713	RR3000	Root Ranger Root Cutting Nozzle	

Jetter Hoses

Catalog No.	Model No.	Description	Male NPT Thread	Hose I.D.	Hose O.D.
			in.	in.	in.
47597	H-1435	3/16" x 35' (11 m)	1/8	3/16	1/4
47602	H-1450	3/16" x 50' (15 m)	1/8	3/16	1/4
49272	H-1475	3/16" x 75' (23 m)	1/8	3/16	1/4
49277	H-1400	3/16" x 100' (30 m)	1/8	3/16	1/4
64732	H-1415	3/16" x 150' (45.5 m)	1/8	3/16	1/4
64832	H-3850	3/8" ID x 50' (15 m) Jet/Wash Hose	1/4	3/8	5/8
64837	H-3810	3/8" ID x 100' (30 m) Jet Hose	1/4	3/8	5/8
64842	H-3815	3/8" ID x 150' (45.5 m) Jet Hose	1/4	3/8	5/8
64847	H-3820	3/8" ID x 200' (61 m) Jet Hose	1/4	3/8	5/8
64857	H-3830	3/8" ID x 300' (91 m) Jet Hose	1/4	3/8	5/8

Trap Leaders

Catalog No.	Model No.	Description	Female NPT Thread	Male NPT Thread
			in.	in.
50002	HL-1	Flexible Leader, 3/16" - Fits 1/8" & 3/16" Hoses	1/8	1/8
50007	HL-2	Flexible Leader, 1/4" - Fits 1/4" & 3/8" Hoses		1/8

Accessories

Catalog No.	Model No.	Description
62882	H-5	Mini Hose Reel
64862	H-38	H-38 Hose Reel Assembly
64902	H-38 WH	Hose Reel with 200' (61 m) x 3/8" ID Hose (Fits KJ-3100)
64797	HW-30	Wash Wand, KJ-3100
48367	H-25	Winterizing Kit
48157	FV-1	Foot Valve
66732	HF-4	Quick Connect Hose (Reel to Foot Valve)
47542	H-21	Nozzle Cleaning Tool
67187	H-32	Jet Vac
70032	-	RIDGID® PVC Drain Cleaning Gloves
41937	-	RIDGID® Leather Drain Cleaning Gloves

Utility Pumps



1/6 HP DEWATERING PUMP

- Corrosion-resistant reinforced thermoplastic housing, volute, and impeller.
- Bottom suction design filters and removes water down to 3/8" of surface.
- 1 1/4" NPS discharge with 3/4" garden hose adapter included.
- Easy carry handle for portability.
- 3-year limited warranty.

Catalog No.	Model No.	Description
47283	RU16H	1/6 HP Dewatering Pump 1 1/4" X 16 Ft. Collapsible Hose 44 GPM @ 5'



1/4 HP DEWATERING PUMP

- Corrosion-resistant, reinforced thermoplastic motor housing, volute and impeller.
- Bottom suction design filters and removes water fast down to 1/8" of surface.
- 3/4" plastic discharge adapter connects to standard garden hose.
- Top center 3/4" discharge design provides balanced installation.
- 20' power cord to reach the toughest places.
- 3-year limited warranty.

Catalog No.	Model No.	Description
85987	TP-250	1/4 HP Dewatering Pump 15 GPM @ 5'



1/4 HP AUTO ON/OFF DEWATERING PUMP

- Water detection technology, turns the pump on and off automatically with the presence of water.
- Energy efficient, high flow 1/4 HP oil-free motor.
- Corrosion-resistant, sealed thermoplastic construction for submersible use.
- 1 1/4" discharge with garden hose adapter included.
- Bottom suction design filters debris and removes water down to 3/8" of surface.
- Plug in, and leave the pump unattended for worry-free water removal.
- Motor rated 2.5 Amps.
- 3-year limited warranty.

Catalog No.	Model No.	Description
47278	RUA25	1/4 HP Auto ON/OFF Dewatering Pump 44 GPM @ 5'



1/4 HP AUTO ON/OFF DEWATERING PUMP W/FREEZE PROTECTION

- Water detection technology, turns the pump on and off automatically with the presence of water.
- Applications include dewatering pool covers and other situations requiring water removal.
- Built-in debris and freeze protection.
- Check valve reducer included to reduce short-cycling.
- Plug in, and leave the pump unattended for worry-free water removal.
- 25 ft. power cord.
- Energy efficient, high flow oil-free motor.
- Sealed thermoplastic construction for submersible use.
- Strainer filters debris to minimize clogging.
- ON level - 2 1/8", OFF level - 3/4".
- 3-year limited warranty.

Catalog No.	Model No.	Description
47273	RAPC250	1/4 HP Auto ON/OFF Dewatering Pump w/Freeze Protection 43 GPM @ 5'



UTILITY TRANSFER PUMP

- Transfer Pumps easily and efficiently move water from one location to another.
- Rugged, cast-iron pump housing and motor for durability with easy-priming outlet.
- Cast-iron transfer pump pit for tough pump applications.
- Easy-carry cast-iron handle for portability.
- Portable transfer pump you can take anywhere.
- High performance 1/2 HP motor.
- 3/4" brass hose adapters connect to standard garden hose.
- Applications include drainage, dewatering flooded basements, emptying stock tanks, draining water heaters, and charging polyglycol radiant heating lines.
- Boosts pressure up to 50 PSI.
- 3-year limited warranty.

Catalog No.	Model No.	Description
47268	RU50K	1/2 HP cast-iron transfer pump Reinforced thermoplastic storage case Suction strainer 3/4" brass hose adapters 950 GPH @ 25'

Utility Pumps



SEMI-TRASH PUMPS

- Our gas powered semi-trash pumps are powered by Honda® engines that meet EPA Phase 3 Emission Standards.
- NPT suction/discharge for easy connection to standard discharge hose.
- Passes up to 5/8" solids.
- Rugged, aluminum and cast-iron gasoline-powered water transfer utility pump.
- OHV 4-cycle Honda engine.
- Heavy-duty water transfer pump you can take anywhere.
- Heavy-duty aluminum roll cage and pump housing protect and provide stability.
- 1 gallon gas reservoir.
- Cast-iron pump casing and impeller.
- Maximum suction lift 25'.
- 90-degree discharge fitting eliminates discharge hose kinking.
- 3-year limited warranty.

Catalog No.	Model No.	Description
85957	TP-4000	4 HP - 2 in. npt Gasoline-powered Honda GX series OHV Engine 160 GPM @ 5 Ft.
85962	TP-5500	5.5 HP - 3 in. npt Gasoline-powered Honda GX series OHV Engine 265 GPM @ 5 Ft.



UTILITY PUMP HOSE KITS

- Rugged durability for high-volume water removal.
- Kit includes: Reinforced intake hose, lay flat discharge hose, debris strainer.
- 3-year limited warranty.

Catalog No.	Model No.	Description
90702	TP2HK	2" X 20' Hose Kit for TP-4000 gas powered utility pump
90707	TP3HK	3" X 20' Hose Kit for TP-5500 gas powered utility pump

Pump Accessories



ADVANTEXT™ WATER SENSOR

- Detects water as low as 3/16" Perfect for floor drains, water heaters.
- 3-year limited warranty.

Catalog No.	Model No.	Description
47663	RFS	AdvantEXT™ Monitoring System "Lay Flat" Water Sensor

Pump Accessories



1 1/2" CHECK VALVE

- Kit Includes: – 1 1/2" Check Valve, (2) rubber boots, (4) hose clamps.
- 3-year limited warranty
- Sold as master pack of 10 pieces.

Catalog No.	Model No.	Description
47678	57028-RDG1	1 1/2" sump in-line check valve



2" CHECK VALVE

- Kit Includes: – 2" check valve, (2) rubber boots, (4) hose clamps.
- 3-year limited warranty
- Sold as master pack of 6 pieces.

Catalog No.	Model No.	Description
47673	66038-RDG1	2" check valve



1 1/2" THREADED CHECK VALVE

- Kit Includes: – 1 1/2" threaded check valve, (1) rubber boot, (2) hose clamps.
- 3-year limited warranty
- Sold as master pack of 9 pieces.

Catalog No.	Model No.	Description
47668	66005-RDG1	1 1/2" sump check valve



PROFESSIONAL INDUSTRIAL WET/DRY VACUUMS

- Four to sixteen gallon capacities.
- Proprietary motor and blower combination to maximize performance.
- Rugged polypropylene drums are impact and corrosion resistant.



Type	No. of Models	Gallon Capacity	Page No.
Standard Vacuums	5	6 - 16	14.2 - 14.6
Specialty Vacuums	5	4 - 16	14.7 - 14.11
Motor-On-Bottom Vacuums	2	12 - 16	14.12 - 14.13
2-Stage Industrial Vacuums	2	12 - 16	14.14 - 14.15
Vacuum Accessories	32	–	14.16
Filters	7	–	14.17 - 14.19
Dust Bags	3	–	14.20
Air Mover	1	–	14.21
Vacuum Outlet Pump	1	–	14.21



Standard Vacuums



4 GALLON PORTABLE WET/DRY VAC

Portable power doesn't get any better than the RIDGID® Model 4000RV. Pros and contractors grab the compact wet/dry vac and quickly clean up the mess with its 5.0 peak HP motor, pro hose and fine dust filter.

- **Powerful 5.0 Peak Horsepower** – High performance wet/dry vacuum in a compact package.
- **Compact Form.**
- **Longer Motor Life** – Durable, long-lasting motor backed by industry's best warranty.
- **Cord-Wrap/Large Handle** – Large carry handle provides an area for the storage of the 20' power cord.
- **Polypropylene Drum Construction** – Rugged construction to meet the higher demands found at worksites.
- **4 Gallon Drum** – Cleans up most spills and messes at work-sites and busy shops.
- **Professional Locking Hose** – The ultra-flexible professional locking hose won't pull loose during use, and is four times more durable than our standard hose. This 1⁷/₈" x 8' hose has a smooth interior surface to reduce clogging.
- **Blowing Capacity** – Use to blow leaves from walkways or decks, and debris from job sites, tools, etc.
- **Qwik Lock® Filter Fastening System** – Install or remove your filter quickly and easily and secure without tools or fasteners.
- **Includes** – Vacuum, owner's manual, 1⁷/₈" x 8' premium locking pro hose, car nozzle, noise muffler/diffuser and fine dust filter.

SPECIFICATIONS

- **Accessory Diameter** – 1⁷/₈"
- **Amperage** – 9A
- **Built-In Accessory Storage** – Yes
- **Built-In Drain** – No
- **Casters** – No
- **Filter Type** – Fine Dust Filter

Catalog No.	Model No.	Description	Cord Length	Air Volume	Shipping Weight
			ft.	(CFM)	lb.
50313	4000RV	4 Gallon Portable Wet/Dry Vac	20	110	19

Standard Vacuums



6 GALLON WET/DRY VAC

The highly sought after RIDGID® Model 6000RV vac is a top performer in its class. Ideal portability, capacity, and power in a traditional, compact wet/dry vac design. Add RIDGID®'s product durability, a powerful 4.25 peak HP motor, and a pro hose and you have a vac that is ideal for pros and contractors.

- **Incredible 4.25 Peak Horsepower** – High performance wet/dry vacuum.
- **Longer Motor Life** – Durable, long-lasting motor backed by industry's best warranty.
- **360° Caster Wheels** – Provides increased maneuverability.
- **Accessory Storage** – Keeps accessories organized and close by for easy access.
- **Large Handle** – For ease of portability.
- **Polypropylene Drum Construction** – Rugged construction to meet the high demands of worksites.
- **10' Power Cord.**
- **6 Gallon Drum** – Cleans up most spills and messes at work-sites and busy shops.
- **Professional Locking Hose** – The ultra-flexible hose won't pull loose during use, and is four times more durable than our standard hose. This 1 $\frac{7}{8}$ " x 8' hose has a smooth interior surface to reduce clogging and can be stored on-board.
- **Blowing Capacity** – Blow leaves from walkways or decks, and debris from job sites, tools, etc.
- **Qwik Lock® Filter Fastening System** – Install or remove your filter quick, easy and secure without tools or fasteners.
- **Includes** – Vacuum, owner's manual, 2 extension wands, 1 $\frac{7}{8}$ " x 8' premium locking pro hose, utility nozzle and standard filter.

SPECIFICATIONS

- **Accessory Diameter** – 1 $\frac{7}{8}$ "
- **Amperage** – 8.3A
- **Built-In Accessory Storage** – Yes
- **Built-In Drain** – No
- **Casters** – Yes
- **Filter Type** – White cartridge filter

Catalog No.	Model No.	Description	Cord Length	Air Volume	Shipping Weight
			ft.	(CFM)	lb.
50308	6000RV	6 Gallon Wet/Dry Vac	10	69	16

Standard Vacuums



12 GALLON WET/DRY VAC

The RIDGID® Model 1200RV vac is a large volume unit that delivers a powerful 5.0 peak HP. It features the rugged construction and durability that all RIDGID® tools are known for. With an 8' premium locking pro hose, this unit is a perfect for pro, contractor and industrial use.

- **Powerful 5.0 Peak Horsepower** – High performance wet/dry vacuum.
- **Longer Motor Life** – Durable, long-lasting motor backs industry's best warranty.
- **360° Caster Wheels** – Provides increased maneuverability.
- **Accessory Storage** – Keeps accessories organized and close by for easy access.
- **Cord-Wrap/Large Handle** – Large carry handle provides an area for the storage of the 15' power cord.
- **Polypropylene Drum Construction** – Rugged construction to meet the high demands of worksites.
- **12 Gallon Drum** – Cleans up large spills and messes at work-sites and busy shops.
- **Professional Locking Hose** – The ultra-flexible hose won't pull loose during use, and is four times more durable than our standard hose. This 1⁷/₈" x 8' hose has a smooth interior surface to reduce clogging and can be stored on-board.
- **Blowing Capacity** – Blow leaves from walkways or decks, and debris from job sites, tools, etc.
- **Large Drain** – Located to lowest point of drum for emptying of water.
- **Qwik Lock® Filter Fastening System** – Install or remove your filter quickly, easily and secure without tools or fasteners.
- **Includes** – Vacuum, owner's manual, 2 extension wands, 1⁷/₈" x 8' premium locking pro hose, utility nozzle, wet nozzle, car nozzle, and standard filter.

SPECIFICATIONS

- **Accessory Diameter** – 2¹/₂"
- **Amperage** – 10A
- **Built-In Accessory Storage** – Yes
- **Built-In Drain** – Yes.
- **Casters** – Yes
- **Filter Type** – Standard Filter

Catalog No.	Model No.	Description	Cord Length	Air Volume	Shipping Weight
			ft.	(CFM)	lb.
50323	1200RV	12 Gallon Wet/Dry Vac	15	145	23

Standard Vacuums



14 GALLON WET/DRY VAC WITH CART

The RIDGID® Model 1400RV is a 14-gallon industrial-strength wet/dry vacuum with a cart that delivers 6.0 peak HP. It features a large capacity and the rugged construction needed for pro, contractor and industrial use.

- **11.5 Amp Motor** – Durable, long-lasting motor backs industry’s best warranty.
- **6.0 pHP, 2-Stage Motor** – Creates powerful high-lift suction and more efficient air flow.
- **Sturdy Cart, Push Handle and Large Rear Wheels** – These features act together to allow the vac to travel easily up/down stairs and over rough terrain and thresholds.
- **Accessory Storage Bag** – Keeps accessories organized and close by for easy access.
- **Cord-Wrap/Large Handle** – Large carry handle provides an area for the storage of the 20’ power cord.
- **2-Piece Polypropylene Drum Construction** – Rugged construction to meet the higher demands found at work sites.
- **14 Gallon Drum** – Cleans up of large spills and messes at work sites and busy shops.
- **Sound Reduction Technology** – Scroll Noise Reduction® is a patented feature that provides quiet operation by precisely controlling the flow of air through the vac.
- **Professional Locking Hose** – The ultra-flexible hose won’t pull loose during use, and is four times more durable than our standard hose. This 2½” x 8’ hose has a smooth interior surface to reduce clogging.
- **Blowing Capacity** – Blow leaves from walkways or decks, and debris from job sites, tools, etc.
- **Oversize Drain** – Located to lowest point of drum for emptying of water.
- **Qwik Lock® Filter Fastening System** – Install or remove your filter quickly, easily and secure without tools or fasteners.
- **Includes** – Vacuum, owner’s manual, 2 extension wands, 2½” x 8’ premium locking pro hose, utility nozzle, wet nozzle, crevice tool, car nozzle and fine dust filter.

SPECIFICATIONS

- **Accessory Diameter** – 2½”
- **Amperage** – 11A
- **Built-In Accessory Storage** – Yes
- **Built-In Drain** – Yes
- **Casters** – Yes
- **Filter Type** – Fine Dust Filter

Catalog No.	Model No.	Description	Cord Length	Air Volume (CFM)	Shipping Weight
			ft.		lb.
50348	1400RV	14 Gallon Wet/Dry Vac with Cart	20	143	27



Standard Vacuums



16 GALLON STAINLESS STEEL WET/DRY VAC WITH CART

This RIDGID® 1610RV 16 gallon stainless steel wet/dry vacuum is designed to deliver the powerful suction, large capacity, rugged construction, and excellent mobility for pro, contractor and industrial use.

- **6.5 Peak Horsepower** – High performance wet/dry vacuum provides optimum power.
- **Sturdy Cart, Push Handle and Large Rear Wheels** – These features act together to allow the vac to travel easily up/down stairs and over rough terrain and thresholds.
- **Accessory Storage Bag** – Keeps accessories organized and close by for easy access.
- **Cord-Wrap/Large Handle** – Large carry handle provides an area for the storage of the 20' power cord.
- **Stainless Steel Drum Construction** – Attractive stainless steel construction provides professional appearance.
- **16 Gallon Drum** – Cleans up large spills and messes at work-sites and busy shops.
- **Sound Reduction Technology** – Scroll Noise Reduction® is a patented feature that provides quiet operation by precisely controlling the flow of air through the vac.
- **Professional Locking Hose** – The ultra-flexible hose won't pull loose during use, and is four times more durable than our standard hose. This 2½" x 8' hose has a smooth interior surface to reduce clogging.
- **Blowing Capacity** – Blow leaves from walkways or decks, and debris from job sites, tools, etc.
- **Qwik Lock® Filter Fastening System** – Install or remove your filter quickly, easily and secure without tools or fasteners.
- **Includes** – Vacuum, 2 extension wands, 2½" x 8' premium locking pro hose, utility nozzle, wet nozzle, crevice tool, car nozzle, and fine dust filter.

SPECIFICATIONS

- **Accessory Diameter** – 2½"
- **Amperage** – 12A
- **Built-In Accessory Storage** – Yes
- **Built-In Drain** – Yes
- **Casters** – Yes
- **Filter Type** – Fine Dust Cartridge

Catalog No.	Model No.	Description	Cord Length	Air Volume	Shipping Weight
			ft.	(CFM)	lb.
50353	1610RV	16 Gallon Stainless Steel Wet/Dry Vac with cart	20	187	39

Specialty Vacuums



4.5 GALLON ProPack® WET/DRY VAC

The RIDGID® Model 4500RV vac has a unique, toolbox design for portability and easy storage making it ideal for contractors, pros and industrial use. The accessories, 7' expanding hose and incredible 5.0 peak HP motor combine to destroy the mess.

- 5.0 Peak Horsepower – High performance wet/dry vacuum.
- Longer Motor Life – Durable, long-lasting motor backed by industry's best warranty.
- Unique Design – Stores hose, accessories and 20' power cord inside the vac keeping everything organized and close at hand.
- Large Cushioned Handle – Portable and folds away for storage.
- Flat Top Work Surface – Increases your effective work area.
- Polypropylene Drum Construction – Rugged construction to meet the high demands of worksites.
- 4.5 Gallon Drum – Cleans up of most spills and messes at work-sites and busy shops.
- 1 7/8" Ultra-flexible Locking Hose – Won't pull loose during use; and the 2' compact hose extends to 7'.
- Blowing Capacity – Blow leaves from walkways or decks and debris from job sites, tools, etc.
- Qwik Lock® Filter Fastening System – Install or remove your filter quickly, easily and secure without tools or fasteners.
- Includes – Vacuum, owner's manual, 2 extension wands, 1 7/8" x 2-7' expanding hose, utility nozzle, dusting brush, crevice tool, and fine dust filter.

SPECIFICATIONS

- Accessory Diameter – 1 7/8"
- Amperage – 9A
- Built-In Accessory Storage – Yes
- Built-In Drain – No
- Casters – No
- Filter Type – Fine Dust Filter

Catalog No.	Model No.	Description	Cord Length	Air Volume	Shipping Weight
			ft.	(CFM)	lb.
50318	4500RV	4.5 Gallon ProPack® Wet/Dry Vac	20	103	18



Specialty Vacuums



10 GALLON ProPack® Plus WET/DRY VAC

The RIDGID® 1000RV is the ultimate wet/dry vac for contractors. This 10 gallon wet/dry vacuum features a unique, toolbox design for portability and easy storage with accessories and power cord storing inside compartments on the vac. The extra sturdy cart allows you to wheel it and your tools right through the door and to the job, and the 5.0 peak HP motor provides the required suction power to tackle most messes. The Qwik Lock® fine dust filter captures everyday dirt and fine particles such as dry wall dust and is quick, easy, and secure to install or remove.

- Powerful 5.0 Peak Horsepower – High performance wet/dry vacuum.
- Longer motor life – Durable, long-lasting motor backs industry's best warranty.
- Telescoping Handle and Large Rear Wheels – Provide easy transportability.
- Accessory Storage – Storage compartments keep hose, wands, power cord, and all accessories organized and close by for quick access.
- Polypropylene Drum Construction – Rugged construction to meet the high demands at work sites.
- 10 Gallon Drum – Allows clean-up of large spills and messes at work-sites and busy shops.
- 1 7/8" Ultra-flexible Locking – The hose expands from 2-7' and won't pull loose during use. This hose offers flexibility and cleaning versatility.
- Blowing capacity – Use to blow leaves from walkways or decks, and debris from job sites, tools, etc.
- Large Drain – Located to lowest point of drum for emptying of water.
- Qwik Lock® Filter Fastening System – Makes installing or removing your filter quick, easy, and secure without tools or fasteners.

SPECIFICATIONS

- Amperage – 9A
- Built-In Accessory Storage – Yes
- Built-In Drain – Yes
- Casters – Rear Wheels and Telescoping Handle
- Filter Type – Fine Dust Filter
- Peak Horsepower – 5
- Vacuum Capacity (Gallons) – 10

Catalog No.	Model No.	Description	Cord Length	Air Volume	Shipping Weight
			ft.	(CFM)	lb.
50328	1000RV	10 Gallon ProPack® Plus Wet/Dry Vac	20	103	29.2



Specialty Vacuums



14 GALLON WITH CERTIFIED HEPA FILTRATION

The RIDGID® Model RV2400HF is a 14-gallon, 2-stage wet/dry vacuum with certified HEPA Filtration that meets EPA's definition under the RRP rule for lead paint renovations. It delivers the high-lift suction, large capacity, rugged construction for pro, contractor and industrial use.

- **3 Layers of Filtration** – Disposable high-efficiency filter bags collect larger debris. Then a washable fabric filter cover captures particles down to 0.5 microns. The certified HEPA filter then captures the smallest particulates down to 0.3 microns.
- **11.5 Amp Motor** – Drives two blower wheels to optimize suction and deliver industry-leading performance.
- **2-Stage Motor** – Creates powerful “high-lift” suction and more efficient air flow. Result – more suction power and quieter operation.
- **Longer motor life** – Over 700 hours on average.
- **On-Board Storage** – Keeps accessories organized and close by for easy access.
- **Cord-Wrap/Large Handle** – Large carry handle provides an area for the storage of the 25' power cord.
- **2-Piece Drum Construction** – Rugged construction to meet the higher demands found at worksites.
- **14 Gallon Drum** – Cleans up large spills and messes at work-sites and busy shops.
- **Sound Reduction Technology** – Scroll Noise Reduction® is a patented feature that provides quiet operation by precisely controlling the flow of air through the vac.
- **Professional Locking Hose** – The hose won't pull loose during use, and is four times more durable than our standard hose.
- **Large Built-in Drain** – Drain located to lowest point of drum for emptying of water.
- **Includes** – Vacuum, owner's manual, 2 extension wands, 2½" x 10' premium locking pro hose, utility nozzle, wet nozzle, 14" floor brush, crevice tool, muffer/diffuser, filter bag, cloth pre-filter, certified HEPA filter, “beater bar” turbo brush with connector, and dusting brush.

SPECIFICATIONS

- **Accessory Diameter** – 2½"
- **Amperage** – 11.5A
- **Built-In Accessory Storage** – Yes
- **Built-In Drain** – Yes
- **Casters** – Yes
- **Filter Type** – Fine Dust Filter

Catalog No.	Model No.	Description	Cord Length	Air Volume	Shipping Weight
			ft.	(CFM)	lb.
50368	RV2400HF	14 Gallon HEPA certified Wet/Dry Vac	25	105	36.2

Specialty Vacuums



14 GALLON Smart Pulse™ WET/DRY VAC

The RIDGID® Model RV3410 is a 14-gallon, 2-stage industrial wet/dry vac with built in Smart Pulse™ self-cleaning technology to clean the dual PTFE filters. This reduces face-loading and clogged filters making it the ultimate vac for the pickup of fine dust and powders. The dual blower wheel is driven by the 11.5 amp motor and is designed to deliver powerful high-lift suction, large capacity, rugged construction, and excellent mobility for pro, contractor, industrial and commercial use.

- **Self-Cleaning Filter** – Reduce face loading with the dual PTFE filters and built in Smart Pulse™ self-cleaning technology to clean the filter.
- **11.5 Amp Motor** – Drives two blower wheels to optimize suction and deliver industry-leading performance.
- **2-Stage Motor** – Creates powerful “high-lift” suction and more efficient air flow. Result – more suction power and quieter operation.
- **Longer Motor Life** – Over 700 hours on average.
- **Push Handle and Large Rear Wheels** – These features act together to allow the vac to travel easily up/down stairs and over rough terrain.
- **Cord-Wrap/Large Handle** – Large carry handle provides an area for the storage of the 25’ power cord.
- **2-Piece Polypropylene Drum Construction** – Rugged construction to meet the higher demands found at work sites.
- **14 Gallon Drum** – Cleans up large spills and messes at work-sites and busy shops.
- **Sound Reduction Technology** – Scroll Noise Reduction® is a patented feature that provides quiet operation by precisely controlling the flow of air through the vac.
- **Large built-in drain** – Drain located to lowest point of drum for emptying of water.
- **Premium Locking Pro Hose** – The ultra-flexible hose won’t pull loose during use, and is 4x more durable than our standard hose. This 1 7/8” x 15’ hose has a smooth interior surface to reduce clogging.
- **1 7/8” x 15’ Pro Hose** – Locks securely to the vac and will not crimp.
- **Qwik Lock® Filter Fastening System** – Install or remove your filter quickly, easily and secure without tools or fasteners.
- **Includes** – Vacuum, owner’s manual, 2 PTFE coated filters, and 1 7/8” x 15’ locking hose, and diffuser.

SPECIFICATIONS

- **Accessory Diameter** – 1 7/8”
- **Amperage** – 11.5A
- **Built-In Accessory Storage** – Yes
- **Built-In Drain** – Yes
- **Casters** – Yes
- **Filter Type** – Fine Dust Cartridge

Catalog No.	Model No.	Description	Cord Length	Air Volume	Shipping Weight
			ft.	(CFM)	lb.
50373	RV3410	14 Gallon Smart Pulse™ Vac	25	100	32
51803	VT2580	Optional Anti-Static Hose	–	–	4
51808	VF3800	PTFE Replacement Filter	–	–	1

Specialty Vacuums



16 GALLON WET/DRY VAC WITH DETACHABLE BLOWER

The RIDGID® Model 1620RV is a 16 gallon wet/dry vacuum with a detachable blower that delivers powerful suction and a powerful blower in one tool. The 8' premium locking pro-hose won't pull loose during use and is 4x more durable than a standard hose. The premium pro-hose also won't kink allowing for optimum airflow. The Qwik Lock® filter captures everyday dirt, and is quick, easy and secure to install or remove. The large capacity, rugged construction, and excellent mobility are ideal for pro, contractor and industrial use.

- **Detachable Blower** – The high performance vacuum has an integrated detachable blower for maximum versatility.
- **6.5 Peak Horsepower** – High performance wet/dry vacuum provides optimum power.
- **360° Caster Wheels** – Provides increased maneuverability.
- **On Board Accessory Storage** – Keeps accessories organized and close at hand for easy access.
- **Quick Release Cord-Wrap** – The cord-wrap not only stores the 20' power cord, but the tab rotates to quickly release the cord.
- **2-Piece Polypropylene Drum Construction** – Rugged construction to meet the higher demands found at work sites.
- **16 Gallon Drum** – Cleans up large spills and messes at work-sites and busy shops.
- **Sound Reduction Technology** – Scroll Noise Reduction® is a patented feature that provides quiet operation by precisely controlling the flow of air through the vac.
- **Professional Locking Hose** – The ultra-flexible hose won't pull loose during use, and is four times more durable than our standard hose. This 1 7/8" x 8' hose has a smooth interior surface to reduce clogging.
- **Large Drain** – Located to lowest point of drum for emptying of water.
- **Qwik Lock® Filter Fastening System** – Makes installing or removing your filter quickly, easily and secure without tools or fasteners.
- **Includes** – Vacuum, owner's manual, 2 extension wands, 1 7/8" x 8' premium locking pro hose, locking blowing wand, utility nozzle, wet nozzle, car nozzle, and fine dust filter.

SPECIFICATIONS

- **Accessory Diameter** – 1 7/8"
- **Amperage** – 12A
- **Built-In Accessory Storage** – Yes
- **Built-In Drain** – Yes
- **Casters** – Yes
- **Filter Type** – Cartridge

Catalog No.	Model No.	Description	Cord Length	Air Volume	Shipping Weight
			ft.	(CFM)	lb.
50343	1620RV	16 Gallon Wet/Dry Vac with Detachable Blower	20	172	29



Motor-On-Bottom Vacuums



12 GALLON MOTOR-ON-BOTTOM WET/DRY VAC

The RIDGID® 1250RV has a unique motor-on-bottom, design delivering 6.5 peak HP. This new design provides stability and makes accessing the filter and emptying the drum easier. With an 8' premium locking pro hose, this unit is perfect for pro, contractor, and industrial use.

- **Powerful 6.5 Peak Horsepower** – High performance wet/dry vacuum.
- **Longer motor life** – Durable, long-lasting motor backs industry's best warranty.
- **360° Caster Wheels** – Provides increased maneuverability.
- **Accessory Storage** – Keeps accessories organized and close by for easy access.
- **Cord Storage** – Cord hook on back provides for storage of 20' power cord.
- **Polypropylene Drum Construction** – Rugged construction to meet the higher demands found at worksites.
- **12 Gallon Drum** – Allows clean-up of large spills and messes at work sites and busy shops.
- **Professional Locking Hose** – The ultra-flexible hose won't pull loose during use, and is 4x more durable than our standard hose. This 1 7/8" x 8' hose has a smooth interior surface to reduce clogging and can be stored on-board.
- **Blowing capacity** – Use to blow leaves from walkways or decks, and debris from job sites, tools, etc.
- **Large Drain** – Located to lowest point of drum for emptying of water.
- **Qwik Lock® Filter Fastening System** – Makes installing or removing your filter quick, easy, and secure without tools or fasteners.
- **Foot activated power switch** – Makes turning on the vac easy when your hands are full.
- **Motor-On-Bottom design** – You'll never have to place a dirty filter on your clean work area again.
- **Includes** – Vacuum, owner's manual, utility nozzle, wet nozzle, car nozzle, 2 wands, crevice tool, diffuser, and fine dust filter.

SPECIFICATIONS

- **Amperage** – 12A
- **Built-In Accessory Storage** – Yes
- **Built-In Drain** – Yes
- **Casters** – Yes
- **Filter Type** – Fine Dust Filter

Catalog No.	Model No.	Description	Cord Length ft.	Air Volume (CFM)	Shipping Weight lb.
50333	1250RV	12 Gallon Motor-On-Bottom Wet/Dry Vac	20	190.7	30



Motor-On-Bottom Vacuums



16 GALLON MOTOR-ON-BOTTOM WET/DRY VAC

The RIDGID® Model 1650RV is a 16-gallon industrial wet/dry vacuum featuring an innovative motor-on-bottom design that delivers incredible performance, improved stability, noise reduction, large capacity, rugged construction, and excellent mobility for pro, contractor and industrial use.

- **Motor on Bottom Design** – Accessing filter and emptying drum cleaner and easier.
- **Foot-Activated Switch** – Hands free operation with foot pedal power switch.
- **6.5 Peak Horsepower motor** – With nearly 25% more power than previous models.
- **Quick-Access Debris Door** – Dump larger debris into the drum and continue working.
- **Qwik Lock® Filter Fastening System** – Install or remove your filter quickly, easily and secure without tools or fasteners.
- **Longer Motor Life** – Durable, long-lasting motor backs the industry’s best warranty.
- **Sturdy Cart, Push Handle and Large Rear Wheels** – These features act together to allow the vac to travel easily up/down stairs and over rough terrain.
- **Accessory Stretch Caddy** – Keeps accessories close by and locked in when emptying.
- **Cord-hook** – Keeps the 20’ power cord with ALCI outlet neatly stored on-board.
- **2-Piece Drum Construction** – Rugged construction to meet the higher demands found at worksites.
- **16 Gallon Drum** – Cleans up of large spills and messes at work-sites and busy shops.
- **Sound Reduction Technology** – Scroll Noise Reduction® is a patented feature that provides quiet operation by precisely controlling the flow of air through the vac. Additionally with the motor-on-bottom design, motor noise is hampered.
- **Professional Locking Hose** – The hose won’t pull loose during use, and is four times more durable than our standard hose.
- **Blowing Capacity** – Blow leaves from walkways or decks, and debris from job sites, tools, etc.
- **Large Built-in Drain** – Drain located to lowest point of drum for emptying of water.
- **Includes** – Vacuum, owner’s manual, 2 extension wands, 2½” x 8’ premium locking pro hose, utility nozzle, wet nozzle, crevice tool, car nozzle, noise muffler/diffuser, and fine dust filter.

SPECIFICATIONS

- **Accessory Diameter** – 2½"
- **Amperage** – 12A
- **Built-In Accessory Storage** – Yes
- **Built-In Drain** – Yes
- **Casters** – Yes.
- **Cord Length** – 20'
- **Filter Type** – Fine Dust Filter

Catalog No.	Model No.	Description	Cord Length	Air Volume	Shipping Weight
			ft.	(CFM)	lb.
50338	1650RV	16 Gallon Motor-On-Bottom Wet/Dry Vac	20	193	32.3

2-Stage Industrial Vacuums



14 GALLON 2-STAGE WET/DRY VAC

The RIDGID® Model RV2400A is a 14-gallon, 2-stage industrial wet/dry vac delivering high-lift suction, large capacity, rugged construction, and excellent mobility for pro, contractor, and industrial use. The dual blower wheel is driven by an 11.5 amp motor to efficiently handle the toughest wet or dry work site cleanup tasks.

- **11.5 Amp Motor** – Drives two blower wheels to optimize suction and deliver industry-leading performance.
- **6.5 pHP, 2-Stage Motor** – Creates powerful “high-lift” suction and more efficient air flow. Result – more suction power and quieter operation.
- **Longer Motor Life** – Over 700 hours on average.
- **Sturdy Cart, Push Handle and Large Rear Wheels** – These features act together to allow the vac to travel easily up/down stairs and over rough terrain and thresholds.
- **Accessory Storage Bag** – Keeps accessories organized and close by for easy access.
- **Cord-Wrap/Large Handle** – Large carry handle provides an area for the storage of the 25' power cord.
- **2-Piece Polypropylene Drum Construction** – Rugged construction to meet the higher demands found at worksites.
- **14 Gallon Drum** – Cleans up large spills and messes at work-sites and busy shops.
- **Sound Reduction Technology** – Scroll Noise Reduction® is a patented feature that provides quiet operation by precisely controlling the flow of air through the vac.
- **Professional Locking Hose** – The ultra-flexible hose won't pull loose during use, and is four times more durable than our standard hose. This 2½" x 10' hose connects to 2½" accessories and has a smooth interior surface to reduce clogging.
- **Blowing Capacity** – Blow leaves from walkways or decks, and debris from job sites, tools, etc.
- **Large Built-In Drain** – Located to lowest point of drum for emptying of water.
- **Qwik Lock® Filter Fastening System** – Install or remove your filter quickly, easily and secure without tools or fasteners.
- **Includes** – Vacuum, owner's manual, 2 extension wands, 2½" x 10' premium locking pro hose, utility nozzle, wet nozzle, floor brush, crevice tool, muffler/diffuser and fine dust filter.

SPECIFICATIONS

- **Accessory Diameter** – 2½"
- **Amperage** – 11.5A
- **Built-In Accessory Storage** – Yes
- **Built-In Drain** – Yes
- **Casters** –Yes
- **Filter Type** – Fine Dust Filter

Catalog No.	Model No.	Description	Cord Length	Air Volume	Shipping Weight
			ft.	(CFM)	lb.
50358	RV2400A	14 Gallon 2-Stage Wet/Dry Vac	25	105	35.4

2-Stage Industrial Vacuums



16 GALLON 2-STAGE WET/DRY VAC

The RIDGID® Model RV2600B is a 16-gallon 2-stage industrial wet/dry vacuum that delivers high-lift suction, large capacity, rugged construction, excellent mobility and upgraded accessories for pro, contractor and industrial use.

- **11.5 Amp Motor** – Drives two blower wheels to optimize suction and deliver industry-leading performance.
- **2-Stage Motor** – Creates powerful “high-lift” suction and more efficient air flow. Result – more suction power and quieter operation.
- **Longer Motor Life** – Over 700 hours on average.
- **Sturdy Cart, Push Handle and Large Non-Marring Wheels** – These features act together to allow the vac to travel easily up/down stairs and over rough terrain.
- **Accessory Storage Bag** – Keeps accessories organized and close by for easy access.
- **Cord-Wrap/Large Handle** – Large carry handle provides an area for the storage of the 25' power cord.
- **2-Piece Drum Construction** – Rugged construction to meet the higher demands found at work sites.
- **16 Gallon Drum** – Cleans up large spills and messes at work-sites and busy shops.
- **Sound Reduction Technology** – Scroll Noise Reduction® is a patented feature that provides quiet operation by precisely controlling the flow of air through the vac.
- **Professional Locking Hose** – The hose won't pull loose during use, and is four times more durable than our standard hose.
- **Large Built-in Drain** – Drain located to lowest point of drum for emptying of water.
- **Includes** – Vacuum, owner's manual, 2 steel extension wands, 1⁷/₈" x 10' premium locking pro hose, floor tool with 3 inserts (floor nozzle, squeegee and carpet cleaning nozzle), dusting brush, crevice tool, claw nozzle, muffler/diffuser, and fine dust filter.



SPECIFICATIONS

- **Accessory Diameter** – 1⁷/₈"
- **Amperage** – 11.5A
- **Built-In Accessory Storage** – Yes
- **Built-In Drain** – Yes
- **Casters** – Yes
- **Cord Length** – 25'
- **Filter Type** – Fine Dust Filter

Catalog No.	Model No.	Description	Cord Length ft.	Air Volume (CFM)	Shipping Weight lb.
50363	RV2600B	16 Gallon 2-Stage Wet/Dry Vac	25	105	38

Accessories



1 7/8" Accessories

Catalog No.	Model No.	Description
29848	VT1781	Car Nozzle
31718	VT1701	Dusting Brush
31723	VT1702	Crevice Tool
31728	VT1708	Extension Wand
31733	VT1709	Utility Nozzle
31738	VT1710	Wet Nozzle
40163	VT1712	Crevice Tool/Dusting Brush
40168	VT1714	Floor Brush

2 1/2" Accessories

Catalog No.	Model No.	Description
72887	VT2501	Dusting Brush
72902	VT2508	Extension Wands
72907	VT2509	Utility Nozzle
72912	VT2510	Wet Nozzle
72922	VT2514	Floor Brush
72932	VT2502	Crevice Tool
72937	VT2503	Blower/Car Nozzle

Kits/Hoses/Etc. Accessories

Catalog No.	Model No.	Description
24608	VT2570	4X Pro Hose Replacement
26573	VT2530	Multi-Surface Nozzle with Brush
26578	VT2540	Claw Nozzle
31713	VT1720	1 7/8" x 7' Wet/Dry Vac Hose Kit
31743	VT1755	3 Piece Adapter Kit
32703	VT2575	Heavy Duty Cleaning Kit: 12 Piece Kit w/Stainless Steel Extension Wands
41598	VT2561	Filter Nut/Drain Cap Combo
41603	VT2571	Turbo "Beater Bar" Kit
72897	VT2520	2 1/2" x 7' Universal Vac Hose
72927	VT2525	Muffler/Diffuser

Replacement 2-Stage Service Parts

Catalog No.	Model No.	Description
31073	832077	Nozzle Master
31078	832079	Floor Brush Insert
31083	832080	Carpet Insert
31088	832078	Squeegee Insert
31103	832068	Extension Handle Assembly - Curved
31108	832069	Extension Handle Assembly - Straight

Filters

**EVERYDAY DIRT 1-LAYER PLEATED PAPER FILTER**

The RIDGID® 1-layer replacement wet/dry vac filter is great for everyday dirt. Everyday dirt is best described as sawdust or typical debris found in a basement, garage or vehicle. With its patented Qwik Lock™ feature, it simply snaps on or off the vacuum for easy cleaning.

- Washable and reusable.
- Includes 1 filter per package.

SPECIFICATIONS

- Best for:
 - Sawdust
 - Typical basement, garage, or car dirt
- Fits vac sizes – 5-20 gallons

Catalog No.	Model No.	Description
72947	VF4000	Everyday Dirt Filter - White; Fits 5-20 gallon vacs

**FINE DUST 3-LAYER PLEATED PAPER FILTER**

The RIDGID® 3-layer pleated paper filter features a double-pleated design that captures fine particles such as dust, drywall sanding and fireplace ash. With its patented Qwik Lock™ feature, it simply snaps on or off the vacuum for easy cleaning.

SPECIFICATIONS

- Washable and reusable.
- Includes 1 filter per package.
- Best for:
 - Sawdust
 - Typical basement, garage, or car dirt
 - Drywall dust
 - Cement dust
 - Cold ashes (fireplace, bbq grill)
 - Fine powders (flour, talcum powder, baby powder, chalk)
- Fits vac sizes – 5-20 gallons

Catalog No.	Model No.	Description
72952	VF5000	Fine Dust Filter - Blue

**FINE DUST 3-LAYER PLEATED PAPER FILTER FOR 3.0 GAL. TO 4.5 GAL. RIDGID WET DRY VACS**

The RIDGID 3-Layer fine dust replacement filter features 3 layers of filtering material that captures particles too small to be seen by the naked eye. The pleated design offers a large surface area to trap superfine dust and dirt.

SPECIFICATIONS

- Captures 99% of all particles 1/2 micron and larger.
- Great for picking up cold fireplace ash, fine dust and everyday dirt.
- Fits most RIDGID wet/dry vacs.
- Fully washable and reusable

Catalog No.	Model No.	Description
VF3500RT	VF3500	Half Height Fine Dust Filter - Blue

Filters



WET APPLICATION FILTER

The VF7000 is designed for high-volume liquid pickup. This filter adds protection for your vac during wet pick-up by keeping water-borne debris out of the motor. With its patented Qwik Lock™ feature, it simply snaps on or off the vacuum for easy cleaning.

- Washable and reusable.
- Includes 1 filter per package.

SPECIFICATIONS

- Best for – wet pick-up only
- High-volume liquids
- Water-borne debris
- Fits vac sizes – 5-20 gallons

Catalog No.	Model No.	Description
40158	VF7000	Wet Application Filter



5-LAYER ALLERGEN FILTER

The RIDGID® 5-Layer replacement allergen filter is made from HEPA-rated material and removes 99.97% of all particles 0.3 microns and larger from the air. Allergens cleaned from the air might include particles such as pet dander and pollen. With its patented Qwik Lock™ feature, it simply snaps on or off the vacuum for easy cleaning.

- Washable and reusable.
- Includes 1 filter per package.
- Not EPA RRP qualified.

SPECIFICATIONS

- Best for:
 - Sawdust
 - Typical basement, garage, or car dirt
 - Drywall dust
 - Cement dust
 - Cold ashes (fireplace, bbq grill)
 - Fine powders (flour, talcum powder, baby powder, chalk)
 - Pet dander
 - Pollens
 - Allergens
 - Fine indoor particles (upholstery, dust mites, mold spores, dryer lint, furnace filter)
- Fits vac sizes – 5-20 gallons.
- Not EPA RRP qualified.

Catalog No.	Model No.	Description
97457	VF6000	HEPA Media Filter - Green

Filters



CERTIFIED HEPA FILTER AND PRE-FILTER

New EPA regulation, now in effect requires the use of a certified HEPA filtration vac, along with other specific cleaning techniques. This certified HEPA Filter is 99.97% efficient at filtering particulates down to 0.3 microns in size when used in conjunction with the RIDGID RV2400HF wet/dry Vacuum. The filter is water resistant and durable for easy cleaning and reuse.

When used in conjunction with the RIDGID vac, RV2400HF, the vacuum system is HEPA certified for EPA cleanup under the remodel, repair, and painting (RRP) rule.

- Fits all RIDGID vacs 5 gallons and larger.
- Cleans the air by filtering 99.97% of particles as small as 0.3 microns.
- Filter is washable and reusable.
- Combined use of this filter and the high-efficiency filter bag, WD3502, will extend the life of your HEPA filter.

Catalog No.	Model No.	Description
40068	HF1000	Certified HEPA Filter and Pre-Filter



CERTIFIED HEPA FILTER AND PRE-FILTER

The HF0500 Pre-Filter is the perfect companion to the Certified HEPA filter found on the RIDGID RV2400HF wet/dry vac with Certified HEPA Filtration. The Pre-Filter is a washable and reusable fabric filter cover that blocks a large portion of the material that might otherwise clog the Certified HEPA filter.

- Incorporates a sewn in clamp which allows a secure fit around the HEPA filter.
- Pre-filter is washable and reusable.
- Use of the pre-filter can prolong the life of the certified HEPA filter by reducing it's need for cleaning.
- Use of the pre-filter helps maintain vac performance and efficiency.

Catalog No.	Model No.	Description
40073	HF0500	Certified HEPA Pre-Filter

Dust Bags



HIGH-EFFICIENCY DUST BAGS - VF3501

The RIDGID® High-Efficiency Dust Bag helps you clean up dry debris such as sawdust or drywall dust while keeping the vacuum drum clean and extending the life of your cartridge filter.

- Keeps the inside of the vac drum clean.
- Includes 2 filter collection bags.
- Fits 4 to 5 gallon RIDGID wet/dry vacs.
- Easily discarded.

Catalog No.	Model No.	Description
23738	VF3501	Dust Bag Filter Fits 3 - 4.5 Gallon



HIGH-EFFICIENCY DUST BAGS - VF3502

The RIDGID® High-Efficiency Dust Bag helps you clean up dry debris such as sawdust or drywall dust while keeping the vacuum drum clean and extending the life of your cartridge filter.

- Keeps the inside of the vac drum clean.
- Includes 2 filter collection bags.
- Fits 12 to 16 gallon RIDGID wet/dry vacs.
- Easily discarded.

Catalog No.	Model No.	Description
23743	VF3502	Dust Bag Filter Fits 12 - 16 Gallon



HIGH-EFFICIENCY DUST BAGS - VF3503

The RIDGID® High-Efficiency Dust Bag helps you clean up dry debris such as sawdust or drywall dust while keeping the vacuum drum clean and extending the life of your cartridge filter.

- Includes 2 filter collection bags.
- Fits 6 to 10 gallon RIDGID wet/dry vacs.
- Easily discarded.

Catalog No.	Model No.	Description
40153	VF3503	Dust Bag Filter Fits 6 - 10 Gallon

Air Mover



PROFESSIONAL PORTABLE AIR MOVER

The RIDGID® AM2560 Air Mover can be used to dry wet floors, wet carpet, and any water damaged areas. The air mover also can be used to dry shampooed upholstery, dry drywall mud, and provide ventilation.

- New, professional styled bold color signals caution while drying slippery floors.
- Professional grade durable, high impact housing; stacks easily.
- For residential and commercial use.
- Long 30' power cord for extended reach with a built-in cord wrap.
- Heavy duty 0.4 HP induction motor with three airflow speed settings (3.0 Amp, 2.7 Amp, 2.2 Amp) generates up to 1625 CFM.

SPECIFICATIONS

- Motor – 0.4 HP, 3.0 AMP
- Speeds – 3
- Power Cord – 30'
- Weight – 33 lbs.

Catalog No.	Model No.	Description	Shipping Weight		
			Cord Length ft.	lb.	kg
41438	AM2560	Air Mover	30	33	16.00

Quick Connect Pump Accessory



QUICK CONNECT PUMP

The pump enables most RIDGID® wet/dry vacuums with a drain to pump 10 Gal. per minute of water from the vacuum drum up to 40 ft. high. Use any standard 5/8" garden hose to evacuate the water.

Catalog No.	Model No.	Description	Shipping Weight		
			Capacity GPH G/h	lb.	kg
26453	VP2000	Quick Connect Pump	600*	2	0.9

*Capacity in gallons per hour at zero foot discharge height.



#			
¼ HP Auto ON/OFF Dewatering Pump	13.44	Compact Series Jaws for ProPress® System	10.7
¼ HP Auto ON/OFF Dewatering Pump w/Freeze Protection	13.45	Compact Series Jaws For PureFlow™ System	10.7
¼ HP Dewatering Pump	13.44	Compound Leverage Wrenches	1.6
½ HP Dewatering Pump	13.44	Conduit Benders	11.12
1½" Check Valve	13.47	Conduit Sizing Tool	3.21
1½" Threaded Check Valve	13.47	Constant Swing Tubing Cutters	3.15
2-in-1 Close Quarters AUTOFEED® Cutter	3.15	Conveyor Head Pipe Stands	2.4
2" Check Valve	13.47	Copper Cleaning Brush & Machine Accessories	3.21
4 Gallon Portable Wet/Dry Vac	14.2	Copper Cleaning Brushes	3.21
4-Wheel Pipe Cutters	3.3	Copper Cutting Prep Machines	3.12
4.5 Gallon ProPack® Wet/Dry Vac	14.7	Core Drill Bits	6.7
4P-6 4PIN™ Dieless Crimp Head	11.4	Core Drilling	6.7
5-Layer Allergen Filter	14.18	CS65 Digital Reporting Monitor	12.17
6 Gallon Wet/Dry Vac	14.3	Cutting & Drilling	6.1
6 mm Diameter Imager Head Accessory	12.25	Cutting Oil	4.12
10 GALLON ProPack® Plus WET/DRY VAC	14.8	D	
12 Gallon Motor-On-Bottom Wet/Dry Vac	14.12	Deburring Tools	3.22
12 Gallon Wet/Dry Vac	14.4	Digital Interfaces	12.18
122XL Cutting and Prep Machine	3.12	Drain & Sewer Video Inspection	12.6
122XL Copper Cutting and Prep Machine	3.13	Drain Cleaning	13.1
127 Inner-Outer Reamer	3.22	Drum Machines	13.14
14 Gallon 2-Stage Wet/Dry Vac	14.14	Dry Cut Saw / Model 614	3.11
14 Gallon HEPA certified Wet/Dry Vac	14.9	Dry Cut Saws	3.11
14 Gallon Smart Pulse Vac	14.10	Dust Bags	14.2
14 Gallon Smart Pulse™ Wet/Dry Vac	14.1	E	
14 Gallon Wet/Dry Vac with Cart	14.5	Electrical Tools	11.1
14 Gallon with Certified HEPA Filtration	14.9	Enclosed Feed Tubing Cutters	3.16
16 Gallon 2-Stage Wet/Dry Vac	14.15	Enclosed Ratchet Threader Sets	4.3
16 Gallon Motor-On-Bottom Wet/Dry Vac	14.13	End Pipe Wrenches	1.4
16 Gallon Stainless Steel Wet/Dry Vac with Cart	14.6	Everyday Dirt 1-Layer Pleated Paper Filter	14.17
16 Gallon Wet/Dry Vac with Detachable Blower	14.11	Exposed Ratchet Bolt Threader Sets	4.4
238-P Powered Soil Pipe Cutter	3.5	Exposed Ratchet Threader Sets	4.3
300 Series Plumbing Benders	8.2	F	
345 Manual Flare Tools	8.7	F-Series Vises	7.2
400 Series Instrument Benders	8.2	Faucet & Sink Installer	1.9
1450 Pressure Test Pump	9.2	Fiberglass Folding Rules	7.7
223S/227S Inner-Outer Reamer	3.22	Filters and Accessories	14.17
600 Series Heavy-Duty Instrument Benders	8.3	Fine Dust 3-Layer Pleated Paper Filter	14.17
600-I Hand-Held Power Drive	4.13	Flaring Tools	8.6
690-I Hand-Held Power Drive	4.14	Flat Sewer Tape	13.7
819 Nipple Chuck Kit	4.31	Floating Transmitter	12.4
915 Roll Groover	5.3	Foam Core Cutter	3.21
918 Roll Groover	5.6	Folding Rulers	7.7
918-I Roll Groover	5.7	Forged Anvils	7.3
920 Roll Groover	5.8	G	
975 Combo Roll Groover	5.4	Geared Ratchet Tube Benders	8.4
A		Geared Threader Accessories	4.1
Adjustable Pipe Supports	2.5	General Tools	7.1
Adjustable Stand with Steel Rollers	2.5	Grappler Hook	13.7
Adjustable Wrenches	1.7	H	
AdvanTEXT™ Water Sensor	13.46	Hammer-Type Flaring Tools	8.8
Air Mover	14.21	Hammers	7.5
Aluminum End Wrenches	1.4	Hand Spinners	13.8
Aluminum Level	7.4	Hand-Held Diagnostics	12.25
Aluminum Offset Pipe Wrenches	1.5	Hand-Held Power Drives	4.13
Aluminum RapidGrip® Wrenches	1.3	Hand-Held Video Inspection	12.21
Aluminum Straight Pipe Wrenches	1.2	HC300 Hole Cutting Tool	6.2
Anvils	7.3	HC450 Hole Cutting Tool	6.3
ASTM F 1807 PEX Crimp Tools	10.12	Heavy Duty Flare Tools	8.8
Auto-Clean™/K-30 Sink Machine	13.9	Heavy-Duty Aluminum Pipe Wrenches	1.2
B		Heavy-Duty Offset Pipe Wrenches	1.5
B-500 Transportable Pipe Beveller	3.23	Heavy-Duty Pipe Cutters	3.2
Ball Transfer Head	2.4	Heavy-Duty Straight Pipe Wrenches	1.2
Basin Wrenches	1.8	Heavy-Wall Conduit Benders	11.12
Bench Chain Vises	2.2	Hex Wrenches	1.5
Bench Vises	7.2	High-Efficiency Dust Bags - VF3501	14.2
Bench Yoke Vises	2.3	High-Efficiency Dust Bags - VF3502	14.2
Bending & Forming	8.1	High-Efficiency Dust Bags - VF3503	14.2
Bi-Metal Hack Saw Blades	7.6	Hinged Pipe Cutters	3.3
Bolt Cutters	7.13	Hole Cutting	6.2
C		Hole Saw Arbors	6.4
Cable Cutters	11.10	Hole Saw Kits	6.4
Cable Trimmers	11.11	Hole Saws	6.5
Carrying Cases	4.4	Hydraulic Bender & Accessories	8.8
Certified HEPA Filter and Pre-Filter	14.19	Hydraulic Benders - Tip-Up Wing	8.8
Chain Tonges	1.7	Hydraulic Knockout Kits	11.7
Chain Wrenches	1.6	I	
Close Quarters Tubing Cutters	3.14	Inner Tube Core Barrel Wrench	1.3
Compact Series ASTM F 1807 Jaws (For PEX Tubing)	10.8	Inner-Outer Copper Cleaning Brush	3.21
Compact Series Jaws	10.7	Inspection Software & Business Tools	12.19
		Interchangeable Heads	11.4
		Internal Tubing Cutters	3.17
		Internal Wrenches	1.9
		K	
		K-1000 Rodder Machine	13.36
		K-1500 Sectional Machine	13.3
		K-1500G Sectional Machine	13.34
		K-1500SP Sectional Machine	13.32
		K-25 Hand Spinner	13.8
		K-26 Hand Spinner	13.8
		K-3 and K-6 Toilet Augers	13.6
		K-3800 Drum Machine	13.16
		K-40 Sink Machine	13.1
		K-400 Drum Machine	13.14
		K-45 Sink Machine	13.12
		K-5 Grappler Hook	13.7
		K-50 Sectional Machine	13.26
		K-60SP Sectional Machine	13.28
		K-6200 Drum Machine	13.18
		K-750 Drum Machine	13.2
		K-7500 Drum Machine	13.22
		K-750R Drum Machine	13.24
		KJ-1350 Water Jetter	13.38
		KJ-1750 Water Jetter	13.39
		KJ-2200 Water Jetter	13.4
		KJ-3100 Water Jetter	13.42
		Knockout Kits	11.7
		Knockout Sets	11.8
		Kwik-Spin® Hand Spinner with AUTOFEED®	13.9
		L	
		Laptop Interface	12.18
		Large Diameter Pipe Stand	2.5
		Levels	7.4
		Lever Benders	8.2
		Locating	12.29
		M	
		Machined Aluminum Level	7.4
		Magnetic Torpedo Level	7.4
		Manual Cable Cutters	11.1
		Manual Hydraulic Crimp Tools	11.9
		Manual Knockout Kits	11.7
		Manual Press Tools	10.12
		Manual Ratchet Threaders	4.3
		Manual Receding Threaders	4.8
		MegaPress Jaws & Press Rings	10.11
		micro CA-100 Inspection Camera	12.23
		micro CA-25 Digital Inspection Camera	12.22
		micro CA-300 Inspection Camera	12.24
		micro CD-100 Combustible Gas Detector	12.29
		micro IR-200 Infrared Thermometer	12.26
		micro LM-100 Laser Distance Meter	12.27
		micro LM-400 Advanced Laser Distance Meter	12.28
		Model 10 Screw Extractor Set	7.11
		Model 1215 Threading Machine	4.22
		Model 1224 Threading Machine	4.26
		Model 212 Pro Arc Saw	7.6
		Model 25 Screw and Pipe Extractor Set	7.12
		Model 258 Power Pipe Cutter	3.9
		Model 258XL Power Pipe Cutter	3.1
		Model 300 Compact Threading Machine	4.23
		Model 300 Power Drive	4.16
		Model 300 Power Drive Complete	4.17
		Model 418 Oiler	4.12
		Model 456 Tri-Bender	8.3
		Model 535 Threading Machine	4.2
		Model 535A Automatic Threading Machine	4.18
		Model 700 Power Drive	4.15
		Model S Tube Expander	8.5
		Model SF-2500 SuperFreeze	9.4
		Models KT-190 / KT-200 Pipe Thawers	9.5
		Monitors & Recorders	12.14
		MR-10 Magnetic Locator	12.37
		Multi-Purpose Screwdriver	7.8
		N	
		NaviTrack Brick - 5 Watt	12.39
		NaviTrack II Locator	12.37
		NaviTrack Line Transmitter - 10 Watt	12.39
		NaviTrack Scout® Locator	12.38
		NaviTrack® Locators	12.38
		NaviTrack® Transmitters	12.39
		Nipple Chucks / Adapters	4.31
		No. 206 Soil Pipe Cutter	3.4

ALPHABETICAL INDEX

No. 226 In-Place Soil Pipe Cutter	3.4	Rodder Machines	13.36	Tube Repair & Joining	9.1
No. 228 Soil Pipe Assembly Tool	3.6	Roll Grooving	5.1	Tubing Cutters	3.14
No. 246 Soil Pipe Cutter	3.5	Roller Head Pipe Stands	2.4	Twist Drills	7.12
No. 276 Soil Pipe Cutter	3.6	RP 200-B Press Tool	10.4	U	
No. 575 EMT Sizing Tool for Conduit	3.21	RP 210-B Press Tool	10.5	Utility Locating	12.31
No. 606 Standard Shape with Tray	7.7	RP 340 Press Tool	10.6	Utility Pumps	13.44
No. 65R-C Manual Receding Threader	4.8	RT-100 Electric Soldering Gun	9.3	Utility Transfer Pump	13.45
No. 65R-TC Manual Receding Threader	4.8	RT-175 Electric Soldering Gun	9.3	V	
No. 87 ACSR Cable Trimmer	11.11	RT1000 Tapping Tool	6.8	V Head Pipe Stands	2.4
No. KOPD-254	11.8	RT3422 Tapping Tool	6.9	Vacuum Accessories	14.16
No. KOPD-52	11.8	S		Vacuum Outlet Pump	14.21
O		Saw Blades	7.6	Vacuums	14.1
Offset Pipe Wrenches	1.5	Saws	7.6	Vacuums, 2-Stage Industrial	14.14
Oiler	4.12	SC-60C Scissor Cutter Head	11.4	Vacuums, Motor-On-Bottom	14.12
One Stop Wrench	1.1	Screw Extractors	7.11	Vacuums, Specially	14.7
One-Piece Flat Sewer Tape	13.7	Screw Feed Tubing Cutters	3.17	Vacuums, Standard	14.2
Open Bale Drum Machines	13.24	Screwdrivers	7.8	Variable Pitch Hole Saws	6.5
Optional Die Heads	4.25	Sectional Machines	13.26	Vises	2.2
P		SeekTech Inductive Signal Clamp	12.36	W	
Pex Crimp Tools	10.13	SeekTech SR-20 Locator	12.32	Water Jetting Machines	13.38
PEX-One Battery Crimp Tool	10.13	SeekTech SR-60 Locator	12.34	Wet Application Filter	14.18
Pipe Beveling	3.23	SeekTech ST-305 Line Transmitter	12.36	Wide-Roll Pipe Cutter	3.3
Pipe Cutters	3.2	SeekTech ST-510 Line Transmitter	12.36	Wrench Parts	1.1
Pipe Extractors	3.8	SeeSnake® Compact2 Camera System	12.9	Wrenches	1.1
Pipe Freezers	9.4	SeeSnake® CS10 Digital Recording Monitor	12.15	X	
Pipe Reamers / Extractors / Taps	3.8	SeeSnake® CS6 and CS6Pak Digital Recording Monitors	12.16	XF45 and XF50 Quick Acting Vises	7.3
Pipe Stands	2.4	SeeSnake® Digital Laptop Interface	12.19		
Pipe Taps: Hand Use Only	3.8	SeeSnake® DVD Pak2 Inspection Camera Monitor	12.14		
Pipe Thawers	9.5	SeeSnake® HQ Digital Inspection Software	12.20		
Pipe Vises	2.2	SeeSnake® MAX rM200 Series	12.8		
Pipe Vises & Supports	2.1	SeeSnake® microDrain™ Video Inspection System	12.1		
Pipe Welding Vises	2.3	SeeSnake® microReel Video Inspection System	12.11		
Pipe/Tube Cutting & Preparation	3.1	SeeSnake® Mini Video Inspection System	12.6		
Plastic Pipe Cutters	3.19	SeeSnake® nanoReel Industrial Video Inspection System	12.12		
Pliers	7.9	SeeSnake® Self-Leveling Camera	12.7		
Plumbing Locating	12.36	SeeSnake® Standard Camera	12.7		
Portable Chain and Yoke Vises	2.3	SeeSnakeHQ™ Digital Inspection Software	12.2		
Portable TRISTAND® Vises	2.2	Semi-Trash Pumps	13.46		
Power Drives	4.13	Sewer Tape	13.7		
Power Pipe Cutting	3.9	SF-2500 Superfreeze	9.4		
Power Spin with AUTOFEED®	13.8	Showels	7.1		
Power-Driven 916 Roll Groover	5.5	Single Stroke Cutters	3.19		
Precision Non-Ratcheting Flare Tools	8.6	Sink Machines	13.9		
Precision Ratcheting Flare Tools	8.7	Sizing Tools	3.21		
Press Jaws	10.7	Snips	7.9		
Press Rings	10.9	Soil Pipe Cutters	3.4		
Press Snap™ Soil Pipe Cutter	10.13	Soldering Guns	9.3		
Press Tools	10.1	Specific Purpose Wrenches	1.8		
Pressing	10.1	Spring-Type Tube Benders	8.4		
PressSnap Soil Pipe Cutter	10.14	Spud Wrenches	1.6		
Pressure Test Pumps	9.2	SR-24 Line Locator with Bluetooth® and GPS	12.33		
Professional Portable Air Mover	14.21	ST-33Q+ Line Transmitter with Bluetooth®	12.35		
PTEC Plastic Drain Pipe Cutter	3.2	Stainless Steel Tubing Cutters	3.17		
Pump Accessories	13.46	Stand Chain Vise	2.2		
Pumps	13.44	Standard Series Jaws	10.8		
Q		Standard Series Jaws for ProPress® System	10.8		
Quick Connect Pump	14.21	Standard Series Jaws for PureFlow™ System	10.9		
Quick-Acting Tubing Cutters	3.16	Standard Series ProPress® XL-C™ Rings	10.9		
R		Straight Pipe Wrenches	1.2		
RapidGrip® Wrenches	1.3	Strap Wrenches	1.7		
Raprench® Wrenches	1.4	STRAPLOCK Pipe Handle	7.13		
Ratchet & Handle Only	4.3	Swaging Tools	8.6		
Ratchet Benders	8.4	Swiv-L-Punch™ Knockout Punch Head	11.6		
Ratchet Cable Cutters	11.1	T			
Ratchet Cutters with Ergonomic Grips	3.19	Tape Measures	7.8		
RE 12-M Manual Hydraulic Crimp Tool	11.9	Tapping Tools	6.8		
RE 6 Electrical Tool	11.3	Telescoping Basin Wrench	1.8		
Reamers, Deburring Tools	3.22	Test and Measurement	12.1		
Reamers, Extractors & Taps	3.8	Thin-Wall Conduit Benders	11.12		
Receding Geared Threaders	4.1	Thread Cutting Oil	4.12		
Reciprocating Saw Blades	6.6	Thread Sealant	4.11		
Reels & Cameras	12.1	Threader Stands	4.24		
Remote Transmitter (512 Hz Sonde)	12.4	Threading	4.1		
Replacement Cutting Wheels	3.18	Threading Accessories	4.11		
Replacement Drill Guides	7.12	Threading Machines	4.17		
RIDGID Hammers	7.5	Three-Way Pipe Threaders	4.4		
RIDGID Hydraulic Benders - Formers and Accessories	8.9	Toilet/Urinal Augers	13.6		
RIDGID Thread Sealants	4.11	Tool Boxes	7.7		
RIDGID® CrossChek™ Inspection System	12.13	Torque Wrenches	3.6		
RIDGIDConnect™ Online Business Tool	12.21	Tube Benders	8.4		
Rings for ProPress®	10.1	Tube Expanders	8.5		

Model

#4	4.12	65R-TC	4.8	266	3.7	472-CI	3.3	811A	4.16, 4.19	1619	7.7
1	1.7, 7.11	65S	3.17, 3.18	276	3.4, 3.6	472-HWS	3.3		4.22, 4.23	1619F	7.7
	7.12	72	3.22		3.7	472-S	3.3		4.25, 4.28	1620	7.7
1A	3.7	73	3.22	300	4.16	472C	3.7		4.29	1620RV	14.11
2	1.7, 3.8	74	3.22	300 Compact	4.23	472HWS	3.7	812	1.2	1621	7.12
	7.11, 7.12	87	11.11	300 Compact Kit	4.23	472S	3.7	814	1.2	1650RV	14.13
2-A	3.2	92	2.5	300 Complete	4.17	500 UM	7.4	815A	4.16, 4.19	1721	7.12
2-S	3.8	100A	4.19, 4.21	301A	3.12, 3.13	500A	4.25, 4.28		4.23, 4.25	1821	7.12
2A	3.7		4.23, 4.24	303	7.5	500B	4.29, 4.30		4.28, 4.29	1974	7.8
2P	1.7		4.27	310M	8.2	504A	4.28, 4.29	816	4.19, 4.21	2002	1.1
3	3.8, 7.11	100B	10.2	310/316M	8.2	514	4.28		4.22, 4.23	2006	1.9
	7.12	101	3.14, 3.18	311	4.16	515	4.28		4.25, 4.28	2017	1.8
3-S	3.2	103	3.14, 3.18	312	4.16, 8.2	531	4.19, 4.22		4.29	2191	3.12, 3.13
3S	3.7	104	3.14, 3.18	312M	8.2		4.23, 4.25	817	4.19, 4.21	3215	1.7
4	7.11, 7.12	106	3.17, 3.18	314M	8.2		4.30		4.22, 4.23	3229	1.7
4-S	3.2	108	3.17, 3.18	315M	8.2	532	4.19, 4.23		4.25, 4.28	3231	1.7
4S	3.7	109	3.17, 3.18	318M	8.2		4.25, 4.29		4.29	3233	1.7
4U	4.19, 4.25	109-P	3.17	320-E	10.2		4.30	818	1.2	3235	1.7
5	1.7, 7.3	109P	3.18	341	4.16, 4.19	535	4.21	819	4.16, 4.19	3237	1.7
	7.11, 7.12	111-R	4.3		4.21	535A	4.10, 4.19		4.21, 4.23	4000RV	14.2
5P	1.7	116	7.5	342	1.9	541	4.27, 4.30		4.27, 4.31	4100	3.21
6	1.2, 7.11	117	3.14, 3.18	344	4.22	542	4.27, 4.29	820	3.7, 4.19	4500RV	14.7
	7.12	118	3.14, 3.15	345	8.7		4.30		4.21	6000RV	14.3
6-S	3.2		3.18	345-DL	8.7	555	4.28	824	1.2	405/408M	8.2
6S	3.7	120	7.5	345/150	8.7	560	2.2	836	1.2	605/608M	8.3
6U	4.19, 4.25	122	3.12, 3.18	345/150DL	8.7	562	8.6	839	4.19, 4.31	832068	14.16
7	7.11, 7.12	122SS	3.12, 3.13	346	4.10	563	8.6	840A	4.10, 4.27	832069	14.16
	8.5		3.18	358	8.4	564	8.6	842	4.19, 4.25	832077	14.16
8	1.2, 7.11	122XL	3.13, 3.18	360	3.7, 4.16	565	8.6		4.28	832078	14.16
	7.12, 8.5	127	3.22	364	3.7	570	8.6	844	4.10, 4.21	832079	14.16
8R111S	11.7	127S	3.22	368	8.4	575	3.21	848	1.2	832080	14.16
9	7.3	141	4.1	375	8.8	600-I	4.13	856	4.19, 4.25	Auto-Clean	13.9
10	1.2, 1.3	150	3.15, 3.18	377	8.6	603	8.3		4.28	A-1	13.27, 13.29
	1.4, 3.17	150-L	3.15	378	8.4	604	8.3	880	3.8		13.31, 13.33
	3.18, 7.11	150-LS	3.15	395	7.4	606	7.7, 8.3	881	3.8		13.35, 13.37
10 GALLON ProPack® Plus		150A	4.19, 4.21	402	4.12	606M	8.3	882	3.8	A-1HD	13.31, 13.33
WET/DRY VAC	14.8		4.23, 4.24	403	8.2	608	8.3	883	3.8	A-2	13.27, 13.29
11-R	4.3, 4.5	151	4.27	404	8.2	610M	8.3	902	3.6		13.31, 13.33
	4.6, 4.7	151 CSST	3.16, 3.17	406	8.2	612M	8.3	904	3.6		13.35, 13.37
12	1.2, 7.3	151-ML	3.16	406M	8.2	614	3.11	911	4.27, 4.28	A-2HD	13.31, 13.33
	7.5	151-P	3.16, 3.18	408	8.2	616	7.8		4.29, 5.6	A-3	13.21, 13.23
12-R	4.3, 4.5	152	3.16, 3.18	410M	8.2	625	7.8	912	5.6		13.25, 13.29
	4.6, 4.7	152-P	3.16, 3.18	412M	8.2	640	2.3	913	4.27, 4.28		13.31, 13.33
14	1.2, 1.3	153	3.16, 3.18	415	4.29	690-I	4.14	914	4.27, 5.6		13.35, 13.37
	1.5	153-P	3.16, 3.18	418	4.12, 4.13	700	3.9, 4.15	915	5.3, 5.6	A-4	13.31, 13.33
15	3.17, 3.18	153-P	3.16, 3.18		4.14, 4.15	707	7.9	916	5.5		13.35
15-SI	3.17, 3.18	154	3.16, 3.18	419	4.16	709	7.9	918 only	5.6	A-5	13.29
16	7.5	154-P	3.16, 3.18	424	4.27	711	4.27, 4.28	918-I	5.7	A-8	13.29, 13.31
17	1.5	156	3.16, 3.18	424	4.29		4.29	918-1	5.6		13.33, 13.35
18	1.2, 1.3	156-P	3.16, 3.18	424-CI	3.3	713	4.27, 4.28	918-2	5.6	A-9	13.31, 13.33
	1.5	161	4.1	424-S	3.3		7.9	918-4	5.6		13.35
20	3.17, 3.18	170	7.1	424CI	3.7	714	4.27	918-5	5.6	A-10	13.27, 13.29
21	2.3	170FG	7.1	424S	3.7	716	7.9	920	5.8	A-12	13.17, 13.29
23	2.3	171	7.1	425	2.2, 4.13	724	7.4	921	7.12		13.31, 13.33
24	1.2, 1.5	171FG	7.1		4.14	725	4.27	965	2.5		13.35, 13.37
	7.5	172	7.1	445R	8.7	732	3.7, 4.22	975	5.4	A-13	13.11, 13.15
25	1.5, 2.3	173	7.1	454-W	8.8	734	7.9	1000RV	14.8		13.17, 13.27
	7.12	200A	4.19, 4.21	455	8.8	744	4.27	1017	1.8		13.29
27	2.3		4.23, 4.24	456	8.3	756	1.7	1019	1.8	A-14-6	13.27
30	3.17, 3.18	456R	4.27	456R	8.7	758	1.7, 4.10	1021	7.12	A-14-10	13.27
31-A BSPT	4.4	202	3.3, 3.7	458MM	8.6	760	1.7	1121	7.12	A-17	13.31, 13.33
31-A NPSM	4.4	205	3.16, 3.18	458R	8.7	762	1.7	1200RV	14.4		13.35
31-A NPT	4.4	205S	3.16	460-6	2.2, 4.13	764	3.7, 4.27	1203	4.22	A-17-A	13.27
31B	4.7	206	3.4, 3.7		4.14	765	1.7	1206	4.16	A-17-B	13.27
32	4.16, 5.8	206/226/276	3.4, 3.6	460-12	2.2	766	4.27	1215	4.22	A-17-C	13.27
	7.5	212	7.6	461	2.3	768	1.7, 4.10	1218-BM	7.6	A-17-D	13.27
33B	4.7	216	7.5	462	2.3		4.21	1219	4.22, 4.31	A-17-E	13.27
35B	4.7	220	7.5	463	2.3	770	4.15	1221	7.12	A-18	13.27
35S	3.17, 3.18	223S	3.22	464	2.3	771	4.15	1224	4.26	A-20	13.31, 13.33
36	1.2, 7.12	226	3.4, 3.7	466-CI	3.3	772	4.15	1224-BM	7.6		13.35
37B	4.7	227S	3.22	466-D	3.3	773	4.15	1248	6.4	A-25	13.29
39	2.3	228	3.6	466-HWS	3.3	774	1.7, 4.15	1249	6.4	A-30TW	13.27
40-A	2.2	238-P	3.4, 3.5	466-S	3.3	775	4.15	1250	6.4	A-30	13.27, 13.29
42-A	3.3	246	3.4, 3.5	466C	3.7	786	7.9	1321	7.12	A-34-10	13.31, 13.33
42A	3.7		3.7	466HWS	3.7	787	7.9	1400RV	14.5		13.35
44-S	3.3	250	4.23, 4.24	466S	3.7	788	7.9	1406	4.24	A-34-12	13.31, 13.33
44S	3.7		7.5	468-CI	3.3	796	7.9	1421	7.12		13.35
46	2.5, 4.10	254	3.8	468-HWS	3.3	797	7.9	1450	9.2	A-34-16	13.31, 13.33
4P-6	11.4	258	3.9	468-S	3.3	800 LMI	7.4	1452	4.16		13.35
48	1.2	258-XL	3.1	468C	3.7	810	1.2	1521	7.12	A-35	13.29
60	1.2	258FP	3.1	468HWS	3.7			1602	7.7	A-35TW	13.29
65R-C	4.8	258PS	3.9, 3.10	468S	3.7			1610RV	14.6	A-36	13.29

MODEL NUMBER INDEX

Model

A-39AF.....13.11, 13.13	CS6.....12.16	D-987.....6.6	E-4695.....11.11	H-111.....13.43	K-1500SPA.....13.32
A-40.....13.27	C-7.....13.27, 13.28	D-988.....6.6	E-5112.....3.8	H-112.....13.43	K-1500SPB.....13.32
A-40AF.....13.1113.29	D-989.....6.6	E-5113.....3.8	H-115.....13.43	KJ-1750.....13.39
A-40B.....13.11	C-8.....13.27, 13.29	D-990.....6.6	E-5114.....3.8	HKO-186.....11.7	KJ-1750-C.....13.39
A-40G.....13.11	C-9.....13.15, 13.27	D-992.....6.6	E-5115.....3.8	HC300.....6.2	KJ-2200.....13.4
A-60-12.....13.2913.28, 13.29	D-993.....6.6	E-5116.....3.8	HC300-J.....6.2	KJ-2200-C.....13.4
A-60-16.....13.29	C-10.....13.29, 13.31	D-994.....6.6	E-5117.....3.8	HB382.....8.8	KJ-3100.....13.42
A-61.....13.29, 13.3113.33, 13.35	D-1375.....8.4	E-5118.....3.8	HB383.....8.8	K-3800.....13.16
.....13.33	C-10 PC.....13.29, 13.31	D-1376.....8.4	E-5119.....3.8	HC450.....6.3	K-6200.....13.18, 13.19
A-62.....13.29, 13.3113.33, 13.35	D-1377.....8.4	E-5120.....3.8	HF0500.....14.19	K-7500.....13.22
.....13.33	C-11.....13.31, 13.33	D-1378.....8.4	E-5272.....3.18	HF1000.....14.19	KJ-1350-2.....13.38
A-75.....13.21, 13.2513.35	D-1379.....8.4	E-5299.....3.18	H-1211.....13.38, 13.39	KJ-1350-2C.....13.38
A-75DR.....13.23	C-11 PC.....13.31, 13.33	D-1380.....8.4	E-5732.....8.413.41	K-400 with C-31 IW.....13.14
A-75PF.....13.21, 13.23	C-12.....1.6, 13.31	D-1381.....8.4	E-5734.....8.4	H-1215.....13.38, 13.39	K-400 AF with C-32 IW.....13.14
.....13.2513.33, 13.35	D-1382.....8.4	E-10279.....3.1813.41	K-400 with C-32 IW.....13.14
AR99.....2.5	C-13IC.....13.11, 13.13, 13.17	D-1440.....4.1	FV-1.....13.41, 13.43	H-1220.....13.38, 13.39	K-400 with C-44 IW.....13.14
A-368X.....13.31, 13.33	C-13ICSB.....13.11	E-6.....1.4	F-3.....3.713.41	K-400 AF with C-45 IW.....13.14
A-369X.....13.31, 13.33	C-14.....1.6, 13.31	E-8.....1.4	F-3S.....3.7	H-1235.....13.38, 13.39	K-400 with C-45 IW.....13.14
.....13.3513.33, 13.35	E-10.....1.4	F-10.....7.413.41	K-400 with C-45 IW.....13.14
A-380.....13.17	C-15.....13.31, 13.33	E-12.....1.4	F-45.....7.2	H-1250.....13.38, 13.39	K-40 AF 110 V.....13.1
A-381.....13.1713.35	E-14.....1.4	F-50.....7.213.41	K-1500G with C-14.....13.34
A-381-A.....13.17	C-18.....1.6	E-18.....1.4	F-60.....7.2	H-1400.....13.38, 13.39	K-3800 with C-31.....13.16
A-2474.....13.37	C-21.....13.11, 13.13, 13.27	E-24.....1.4	F-119.....3.713.41, 13.43	K-3800 with C-32.....13.16
A-2475.....13.37	C-22.....13.11, 13.13, 13.27	E-36.....1.4	FC-150.....3.21	H-1415.....13.38, 13.39	K-3800 with C-45.....13.16
A-2476.....13.37	C-23IC.....13.11, 13.13	E-37.....8.8	F-158.....3.1813.41, 13.43	K-3800 with C-46.....13.16
AM2560.....14.2113.17	E-45.....8.8	FC-200.....3.21	H-1435.....13.38, 13.39	K-6200 with C-24.....13.18
A-2704.....13.37	C-24.....1.6, 13.19	E-46.....8.8	F-229.....3.713.41, 13.43	K-6200 with C-24 HD Cable ...
A-3179.....13.2713.21, 13.23	E-47.....8.8	F-229S.....3.7	H-1450.....13.38, 13.3913.18
A3800 PF.....13.1713.25	E-52.....8.8	F-366.....3.713.41, 13.43	K-7500 w/C-75.....13.22
A-6582.....13.21, 13.23	C-24 HD.....13.19	E-61.....8.8	F-367.....3.7	H-1475.....13.38, 13.39	K-7500 C-100.....13.22
.....13.25	C-24HC.....13.19, 13.21	E-63.....8.8	F-367-S.....3.713.41, 13.43	K-750 with C-24.....13.2
A-6583.....13.21, 13.2313.23, 13.25	E-64.....8.8	F-383.....3.7	HKO-1810.....11.7	K-750 with C-27.....13.20
.....13.25	C-25.....13.19, 13.21	E-109.....3.7	F-514.....3.7	H-1825.....13.38, 13.39	K-750 with C-75.....13.2
A-7534.....13.21, 13.2513.23, 13.25	E-110.....1.5	F-515.....3.7	H-1850.....13.38, 13.39	MaxCore Cable.....13.8, 13.9
A-7534D.....13.23	C-25 HD.....13.19	E-258.....3.9, 3.10	F-546.....3.7	H-3810.....13.43	MJ-1.....4.21
A-7558.....13.21, 13.25	C-26.....13.19, 13.21	E258-T.....3.9, 3.10	F-50 & F-60.....7.2	H-3815.....13.43	M14.....6.5
A-7558D.....13.23	C-26.....13.23, 13.25	E-635.....3.18	HW-EL.....13.38, 13.39	H-3820.....13.38, 13.43	M16.....6.5, 6.8
A-7570.....13.21, 13.23	C-26 HD.....13.19	E635.....3.17	HL-1.....13.38, 13.39	H-3830.....13.436.9
.....13.25	C-27.....13.19, 13.21	E-702.....3.1813.41, 13.43	H-3850.....13.43	M17.....6.5
A-7571.....13.21, 13.23	C-27 HD.....13.19	E-729.....4.31	HL-2.....13.38, 13.39	Kwik-Spin.....13.9	M19.....6.5
.....13.25	C-27HC.....13.19, 13.21	E-730.....4.3113.41, 13.43	K-3.....13.6	M20.....6.5
BC2A.....2.2	C-27HC.....13.19, 13.21	E-731.....4.31	HF-4.....13.41, 13.43	K-5.....13.7	M21.....6.5
BC4A.....2.213.23, 13.25	E-732.....4.31	H-5.....13.38, 13.39	K-6.....13.6	M22.....6.5, 6.8
BTH-9.....2.4	C-28.....13.21, 13.23	E-733.....4.3113.41, 13.43	K-6 DH.....13.66.9
B-171-X.....4.1513.25	E-734.....4.31	H-10.....13.38, 13.39	K-10.....13.37	M24.....6.5
BC210.....2.2	C-29.....13.21, 13.23	E-735.....4.31	H-10 WH.....13.38, 13.39	K-25-BP.....13.8	M25.....6.5
BC210P.....2.213.25	E-736.....4.31	H-18.....11.7	K-25-DH.....13.8	M27.....6.5
BC410.....2.2	C-31.....13.17	E-863.....4.16	H-21.....13.38, 13.39	K-26.....13.8	M29.....6.5, 6.9
BC410P.....2.2	C-31IW.....13.15, 13.17	E-910.....1.413.41, 13.43	K-30.....13.9	M30.....6.5
BC510.....2.2	C-32.....13.17	E-914.....1.4	H-22.....13.38	K-40.....13.1	M32.....6.5
BC610.....2.2	C-32IW.....13.15, 13.17	E-918.....1.4	HP-22.....13.41	K-40AF.....13.1	M33.....6.5
BC810.....2.2	C-33.....13.17	E-924.....1.4	HW-22.....13.41	K-40B AF.....13.1	M35.....6.5, 6.9
B-1677.....11.12	C-33IW.....13.15, 13.17	E-1032.....3.7	H-24.....13.38	K-45.....13.12	M37.....6.5
B-1678.....11.12	C-36.....1.6	E-1032S.....3.7	H-25.....13.38, 13.39	K-45AF.....13.12	M38.....6.5
B-1679.....11.12	C-44.....13.17	E-1240.....3.1813.41, 13.43	K-50.....13.26	M40.....6.5
B-1709.....11.12	C-44IW.....13.15, 13.17	E-1525.....3.18	H-30.....13.38, 13.39	K-60SP.....13.28	M41.....6.5
B-1711.....11.12	C-45.....13.17	E-1740.....3.1813.41	K-60SP-SE.....13.28	M43.....6.5
B-1712.....11.12	C-45HC.....13.17	E-1962.....3.7	H-30 WH.....13.39, 13.41	KT-190.....9.5	M44.....6.5, 6.9
B-3542.....13.37	C-45IW.....13.15, 13.17	E-2155.....3.18	H-30A.....13.38	KT-200.....9.5	M46.....6.5
B-6840.....13.21, 13.23	C-46.....13.17	E-2156.....3.18	HW-30.....13.43	K-45-1.....13.12	M48.....6.5
.....13.25	CS65.....12.17, 12.18	E-2157.....3.18	H-31.....13.38	K-45AF-1.....13.12	M51.....6.5
B-6841.....13.21, 13.23	C-75.....13.21, 13.23	E-2191.....3.18	H-32.....13.38, 13.39	K-45-5.....13.12	M52.....6.5
.....13.2513.25	E-2267.....3.713.41, 13.43	K-45AF-5.....13.12	M54.....6.5
Cable.....13.8	C-75HC.....13.21, 13.23	E-2558.....3.18	H-38.....13.43	K-45-7.....13.12	M57.....6.5
Certified HEPA Filter and13.25	E-2632.....3.7	H-38 WH.....13.43	K-45AF-7.....13.12	M59.....6.5
Pre-Filter.....14.19	CJ-99.....2.4	E-2724.....13.7	H-41.....13.39	K-50-4.....13.26	M60.....6.5
CSST.....3.18	C-100.....13.21, 13.23	E-2725.....13.7	H-42.....13.39	K-50-6.....13.26	M64.....6.5
C-1.....13.11, 13.13, 13.2713.25	E-2726.....13.7	H-44.....13.39	K-50-8.....13.26	M65.....6.5
C-1IC.....13.11, 13.13	C-100HC.....13.21, 13.23	E-2727.....13.7	H-45.....13.39	K-50-9.....13.26	M67.....6.5
.....13.17, 13.2713.25	E-2729.....13.7	H-51.....13.39	K-750.....13.20	M70.....6.5
C1.....10.10	CD-100 RS.....12.29	E-2731.....13.7	H-52.....13.39	K-750R.....13.24	M73.....6.5
C-2.....13.11, 13.13	CT400.....10.2	E-2737.....13.7	H-61.....13.41	K-1000.....13.36	M76.....6.5
.....13.27	C-6429.....13.13	E-2739.....13.7	H-62.....13.41	KJ-1350.....13.38	M79.....6.5
C-2IC.....13.11, 13.13	D-380-X.....4.31	E-2741.....13.7	H-64.....13.41	KJ-1350-C.....13.38	M83.....6.5
.....13.17, 13.27	D-969.....6.4	E-2743.....13.7	H-65.....13.41	K-1500A.....13.3	M86.....6.5
C-4.....13.11, 13.13	D-980.....6.6	E-2880.....3.18	H-71.....13.41	K-1500A Only.....13.30	M89.....6.5
.....13.27	D-981.....6.6	E-2990.....3.18	H-72.....13.41	K-1500B.....13.3	M92.....6.5
C-5.....13.11, 13.13	D-984.....6.6	E-3186.....3.7	H-75.....13.41	K-1500B Special Kit.....13.3	M95.....6.5
.....13.27	D-985.....6.6	E-3469.....3.18	H-101.....13.43	K-1500G.....13.34	M98.....6.5
C-6.....13.11, 13.13	DP-985.....6.6	E-3495.....3.18	H-102.....13.43	K-1500SP.....13.32	micro CD-100.....12.29
.....13.27	D-986.....6.6	E-4266.....3.7	H-104.....13.43	K-1500SP-A.....13.32	micro LM-100.....12.27
C-6IC.....13.11, 13.13, 13.27	DDP-986.....6.6	E-4546.....3.18	H-105.....13.43	K-1500SP-B.....13.32	M102.....6.5

Model

M105.....6.5	T-2.....13.31, 13.33	T-50-2.....13.31, 13.33	T-231.....13.11, 13.13	VT 2508.....14.16
M108.....6.5	13.35, 13.37	13.35	13.17, 13.27	VT 2509.....14.16
M110.....6.5	TP2HK.....13.46	T-50-3.....13.31, 13.33	T-232.....13.11, 13.13	VT 2510.....14.16
M114.....6.5	T-3.....13.31, 13.33	13.35	13.17, 13.27	VT 2514.....14.16
M121.....6.5	13.35	T-101.....13.17, 13.29	T-240.....13.17, 13.27	VT 2520.....14.16
M127.....6.5	TP3HK.....13.46	T-102.....13.17, 13.29	T-250.....13.11, 13.13	VT 2525.....14.16
M140.....6.5	T-4.....13.31, 13.33	T-103.....13.29	13.27	VT 2530.....14.16
M152.....6.5	13.35, 13.37	T-104.....13.17, 13.29	TP-250.....13.44	VT 2540.....14.16
Model 1250RV.....14.12	T-5.....13.31, 13.33	T-105.....13.17, 13.29	T-260.....13.15, 13.17	VT 2561.....14.16
O-R.....4.7	13.35	T-106.....13.17, 13.29	T-270.....13.17	VT 2570.....14.16
OO-R.....4.5, 4.7	T-6.....13.31, 13.33	T-107.....13.17, 13.29	T-300.....13.37	VT 2571.....14.16
OO-RB.....4.5, 4.7	13.35	T-109.....13.29	T-301.....13.37	VT 2575.....14.16
Power Spin.....13.8	T-7.....13.31, 13.33	T-110.....13.29	T-302.....13.37	VT2580.....14.1
PH-60C.....11.6	13.35, 13.37	T-111.....13.29	T-303.....13.37	VF3500RT.....14.17
PC-1250.....3.19	T-8.....13.31, 13.33	T-112.....13.17, 13.29	T-304.....13.37	VF3501.....14.2
PCB-1250.....3.19	13.35	T-113.....13.17, 13.29	T-306.....13.37	VF3502.....14.2
PC-1375 ML.....3.19	T-9.....13.31, 13.33	T-114.....13.17, 13.29	T-307.....13.37	VF3503.....14.2
PCB-1375.....3.19	13.35	T-121.....13.17	T-310.....13.37	VF3800.....14.1
PTEC 3000.....3.2	T-10.....13.31, 13.33	T-122.....13.17	T-312.....13.37	VF4000.....14.17
PTEC 5000.....3.2	13.35	T-125.....13.17, 13.29	T-313.....13.37	VF5000.....14.17
R-0.....13.37	T-11.....13.31, 13.33	T-127.....13.29	T-316.....13.37	VF6000.....14.18
RO.....6.4	13.35	T-141.....13.17, 13.29	T-317.....13.37	VF7000.....14.18
RFS.....13.46	T-12.....13.31, 13.33	T-142.....13.16, 13.17	T-319.....13.37	XL-C/S.....10.9
R-1.....13.37	13.35	13.29	T-320.....13.37	XF-45.....7.3
R1.....6.4	T-13.....13.31, 13.33	T-150.....13.29	T-321.....13.37	XF-50.....7.3, 10.9
R-2.....13.37	13.35	T-150-1.....13.29	T-326.....13.37	
R2.....6.4	T-14.....13.31, 13.35	T-150-2.....13.29	T-403.....13.19, 13.21	
R2S.....6.2, 6.4	T-15A.....13.31, 13.33	T-201.....13.11, 13.13	13.23, 13.25	
R3.....6.4	13.35	13.15, 13.17	T-404.....13.19, 13.21	
R4.....6.3, 6.4	T-15B.....13.31, 13.33	13.27	13.23, 13.25	
R-7.....13.37	13.35	T-201A.....13.27	T-406.....13.19, 13.21	
R-8.....13.37	T-16.....13.31, 13.33	T-202.....13.11, 13.13	13.23, 13.25	
RU16H.....13.44	13.35, 13.37	13.15, 13.17	T-407.....13.19, 13.21	
RUA25.....13.44	T-17.....13.31, 13.33	13.27	13.23, 13.25	
RU50K.....13.45	13.35, 13.37	T-203.....13.11, 13.13	T-408.....13.19, 13.21	
RJ-98.....2.4	T-18.....13.31, 13.33	13.15, 13.17	13.23, 13.25	
RJ-99.....2.4	13.35, 13.37	13.27	T-409.....13.19, 13.21	
RT-100.....9.3	T-21.....13.31, 13.33	T-204.....13.11, 13.13	13.23, 13.25	
RT-175.....9.3	13.35	13.17, 13.27	T-411.....13.19, 13.21	
rM200.....12.8	T-22.....13.31, 13.33	T-205.....13.11, 13.13	13.23, 13.25	
rM200A.....12.8	13.35	13.15, 13.17	T-412.....13.19, 13.21	
rM200B.....12.8	T-23.....13.31, 13.33	13.27	13.23, 13.25	
RP 200-B.....10.2, 10.4	13.35, 13.37	T-206.....13.11, 13.13	T-413.....13.19, 13.21	
RP 210-B.....10.2, 10.5	T-24.....13.31, 13.33	13.15, 13.17	13.23, 13.25	
RAPC250.....13.45	13.35, 13.37	13.27	T-414.....13.19, 13.21	
RP 330-B.....10.2	T-25.....13.31, 13.33	T-207.....13.15, 13.17	13.23, 13.25	
RP 330-C.....10.2	13.35, 13.37	13.27	T-416.....13.19, 13.21	
RJ624.....2.5, 5.8	T-26.....13.31, 13.33	T-208.....13.15, 13.17	13.23, 13.25	
R735BB.....11.7	13.35, 13.37	13.27	T-432.....13.19, 13.21	
R737BB.....11.7	T-26A.....13.31, 13.33	T-209.....13.15, 13.17	13.23, 13.25	
R739BB.....11.7	13.35, 13.37	13.27	T-433.....13.21, 13.23	
RT1000.....6.8	T-27.....13.31, 13.33	T-210.....13.11, 13.13	13.25	
RC-1625.....3.19	13.35, 13.37	13.15, 13.17	T-434.....13.19, 13.21	
RCB-1625.....3.19	T-31.....13.31, 13.33	13.27	13.23, 13.25	
RC-2375.....3.19	13.35	T-211.....13.11, 13.13	T-436.....13.19, 13.21	
RCB-2375.....3.19	T-32.....13.31, 13.33	13.15, 13.17	13.23, 13.25	
RV2400A.....14.14	13.35	13.27	T-458.....13.19, 13.21	
RV2400HF.....14.9	T-33.....13.31, 13.33	T-212.....13.11, 13.13	13.23, 13.25	
RV2600B.....14.15	13.35	13.15, 13.17	T-468.....13.21, 13.23	
RR3000.....13.43	T-38.....13.31, 13.33	13.27	13.25	
RV3410.....14.1	13.35	T-213.....13.11, 13.13	TP-4000.....13.46	
RT3422.....6.9	T-39.....13.31, 13.33	13.15, 13.17	TP-5500.....13.46	
S.....8.5	13.35	13.27	V1.....10.10	
S-1.....13.11, 13.13	T-40.....13.31, 13.33	T-214.....13.11, 13.13	V2.....10.9, 10.10	
S-2.....1.6, 13.11	13.35	13.15, 13.17	V1/C1.....10.10	
13.13, 13.17	T-41.....13.31, 13.33	13.27	VJ-98.....2.4	
S-3.....13.11, 13.13	13.35	T-215.....13.11, 13.13	VF-99.....2.4	
13.17	T-42.....13.31, 13.33	13.15, 13.17	VJ-99.....2.4	
S-4A.....1.6	13.35	13.27	VT1701.....14.16	
S-6A.....1.6	T-43.....13.31, 13.33	T-216.....13.15, 13.17	VT1702.....14.16	
S-8A.....1.6	13.35	13.27	VT1708.....14.16	
S14.....7.13	T-44.....13.31, 13.33	T-217.....13.11, 13.13	VT1709.....14.16	
S18.....7.13	13.35	13.15, 13.17	VT1710.....14.16	
S24.....7.13	T-45.....13.31, 13.33	13.27	VT 1712.....14.16	
S30.....7.13	13.35	T-218.....13.27	VT 1714.....14.16	
S36.....7.13	T-46.....13.31, 13.33	T-219.....13.27	VT 1720.....14.16	
S42.....7.13	13.35	T-220.....13.27	VT 1755.....14.16	
SC-60C.....11.4	T-47.....13.31, 13.33	T-221.....13.27	VT1781.....14.16	
SF-2500.....9.4	T-50.....13.31, 13.33	T-225.....13.11, 13.13	VP2000.....14.21	
T-1.....13.31, 13.33	13.35	13.17, 13.27	VT 2501.....14.16	
13.35	T-50-1.....13.31, 13.33	T-230.....13.11, 13.13	VT 2502.....14.16	
	13.35	13.17, 13.27	VT 2503.....14.16	

CATALOG NUMBER INDEX

Catalog

10251.....	8.5	17567.....	11.8	23487.....	11.8	28098.....	13.14	31410.....	3.6	31723.....	14.16
10261.....	8.5	17572.....	11.8	23488.....	3.19	28103.....	13.14	31420.....	1.1	31725.....	1.1
10271.....	8.5	17577.....	11.8	23492.....	11.8	29583.....	10.12	31425.....	1.1	31728.....	14.16
10281.....	8.5	17582.....	11.8	23493.....	3.19	29798.....	12.34	31430.....	1.1	31730.....	1.1
10291.....	8.5	17587.....	11.8	23498.....	3.19	29848.....	14.16	31435.....	1.1	31733.....	14.16
10301.....	8.5	17592.....	11.8	23692.....	13.3	29963.....	3.17, 3.18	31440.....	1.1	31735.....	1.1
10311.....	8.5	17597.....	11.7	23697.....	13.3	29973.....	3.17, 3.18	31442.....	4.26	31738.....	14.16
10321.....	8.5	17602.....	11.7	23702.....	13.3	29983.....	3.22	31445.....	1.1	31740.....	1.1
10341.....	8.5	17861.....	9.3	23707.....	13.3	29993.....	3.22	31450.....	1.1	31743.....	14.16
10343.....	3.12, 3.13	18363.....	7.13	23712.....	13.3	30007.....	13.29	31455.....	1.1	31745.....	1.1
10348.....	1.3	18368.....	7.13	23717.....	13.3	30032.....	8.5	31460.....	1.1	31750.....	1.1
10351.....	8.5	18373.....	7.13	23738.....	14.2	30088.....	3.19	31465.....	1.1	31753.....	12.6, 12.7
10358.....	1.3	18378.....	7.13	23743.....	14.2	30093.....	3.19	31470.....	1.1	31755.....	1.1
10361.....	8.5	18383.....	7.13	23908.....	13.13	30118.....	4.3	31475.....	1.1	31760.....	1.1
10883.....	4.13	18388.....	7.13	23913.....	13.11, 13.13	30208.....	12.24	31480.....	1.1	31765.....	1.1
10973.....	3.13, 3.18	19238.....	12.38	24226.....	13.31, 13.33	30703.....	5.4	31485.....	1.1	31770.....	1.1
11931.....	4.12, 4.26	19258.....	12.4	24537.....	11.7	30708.....	5.4	31487.....	13.21, 13.23	31775.....	1.1
12128.....	13.17, 13.27	19263.....	12.4	24542.....	11.7	31000.....	1.2		13.25	31780.....	1.1
12138.....	4.19	19268.....	12.4	24582.....	11.7	31005.....	1.2	31490.....	1.1	31785.....	1.1
12248.....	12.6, 12.7	19273.....	12.4	24587.....	11.7	31010.....	1.2	31492.....	13.21, 13.23	31787.....	11.7
12543.....	12.37, 12.38	19366.....	4.10	24608.....	14.16	31015.....	1.2		13.25	31790.....	1.1
12638.....	3.13	19793.....	12.4	24797.....	8.7	31020.....	1.2	31495.....	1.1	31792.....	11.7
12643.....	3.13	19813.....	10.7	24853.....	13.14	31023.....	10.5	31500.....	1.1	31797.....	11.7
12693.....	1.3	20105.....	4.24	25036.....	13.31	31025.....	1.2	31502.....	8.7	31802.....	11.7
12698.....	1.3	20168.....	12.39	25588.....	3.19	31028.....	10.5	31505.....	1.1	31803.....	3.17, 3.18
13988.....	12.7	20213.....	7.8	25638.....	5.4	31030.....	1.2	31510.....	1.1	31807.....	11.7
13998.....	12.7	20218.....	7.8	26092.....	4.26	31035.....	1.2	31515.....	1.1	31817.....	11.7
14053.....	12.7	20233.....	7.4	26097.....	4.26	31038.....	10.5	31520.....	1.1	31822.....	4.28
14058.....	12.7	20238.....	7.6	26112.....	4.26	31040.....	1.2	31525.....	1.1	31827.....	4.27
14063.....	12.6	20248.....	12.38	26122.....	4.26	31045.....	1.2	31530.....	1.1	31832.....	4.27
14078.....	12.7	20483.....	10.9	26127.....	4.26	31048.....	10.5	31535.....	1.1	31948.....	12.29
14083.....	12.6	20543.....	10.9	26132.....	4.27	31050.....	1.4	31555.....	1.1	32078.....	3.16, 3.17
14213.....	7.13	20548.....	10.9	26137.....	4.27	31053.....	10.5	31560.....	1.1		3.18
14218.....	7.13	20553.....	10.9	26142.....	4.27	31055.....	1.4	31565.....	1.1	32237.....	4.27
14223.....	7.13	20923.....	4.5, 4.14	26147.....	4.27	31060.....	1.4	31570.....	1.1	32242.....	4.27
14228.....	7.13	20928.....	4.5	26152.....	4.27	31065.....	1.4	31575.....	1.1	32573.....	3.15
14233.....	7.13	20933.....	4.5	26157.....	4.27	31070.....	1.4	31580.....	1.1	32603.....	12.5
14238.....	7.13	20938.....	4.5	26162.....	4.27	31073.....	14.16	31585.....	1.1	32673.....	12.14
14388.....	3.13	20943.....	4.5, 4.14	26163.....	10.10	31075.....	1.4	31590.....	1.1	32703.....	14.16
14818.....	12.39	20948.....	4.5	26167.....	4.27	31078.....	14.16	31595.....	1.1	32737.....	13.19, 13.21
14988.....	3.6	20953.....	4.5	26187.....	4.27	31080.....	1.4	31597.....	8.7		13.23, 13.25
15071.....	8.5	20958.....	4.5	26192.....	4.27	31083.....	14.16	31600.....	1.1	32748.....	12.5
15317.....	4.7	20973.....	12.39	26212.....	4.27	31085.....	1.4	31602.....	8.7	32775.....	1.1
15323.....	12.7	21103.....	10.9	26217.....	4.27	31088.....	14.16	31605.....	1.1	32808.....	4.12
15561.....	6.5	21218.....	4.4	26453.....	14.21	31090.....	1.2	31607.....	8.7	32810.....	3.7
15682.....	4.17	21847.....	11.7	26558.....	13.11	31095.....	1.2	31610.....	1.1	32820.....	3.2, 3.7
15722.....	4.17	21857.....	11.7	26573.....	14.16	31100.....	1.2	31612.....	8.7	32825.....	3.2
15828.....	12.6	21878.....	10.11	26578.....	14.16	31103.....	14.16	31615.....	1.1	32828.....	5.4
16202.....	7.9	21893.....	12.32	26648.....	7.3	31105.....	1.2	31617.....	8.7	32830.....	3.2, 3.7
16207.....	7.9	21898.....	12.32, 12.33	26707.....	4.27	31108.....	14.16	31620.....	1.1	32833.....	5.4
16276.....	6.4		12.34, 12.36	26773.....	13.14	31110.....	1.2	31622.....	3.15, 3.18	32840.....	3.2, 3.7
16473.....	7.9	21903.....	12.36	26778.....	13.15	31115.....	1.2	31625.....	1.1	32845.....	3.2
16573.....	7.8	22088.....	4.12	26803.....	3.19	31120.....	1.5	31627.....	3.15	32850.....	3.2, 3.7
16671.....	6.2, 6.4	22163.....	12.34	26993.....	13.14	31125.....	1.5	31630.....	1.1	32870.....	3.3, 3.7
16703.....	2.2, 4.13	22168.....	2.4	26998.....	13.14	31128.....	10.4	31632.....	3.16, 3.18	32880.....	3.3, 3.7
	4.14	22173.....	12.32, 12.33	27003.....	13.14	31130.....	1.5	31635.....	1.1	32895.....	3.3, 3.7
16713.....	13.43	22388.....	12.37	27008.....	13.14	31175.....	1.8	31637.....	3.16, 3.18	32900.....	3.5, 3.7
16723.....	4.10, 4.21	22563.....	4.27	27013.....	13.14	31180.....	1.8	31640.....	1.1	32905.....	3.6
16728.....	12.4	22638.....	4.16, 4.17	27023.....	1.1	31228.....	10.7	31642.....	3.16, 3.18	32910.....	3.17, 3.18
16958.....	10.7	22653.....	10.9	27033.....	13.14	31275.....	1.5	31645.....	1.1	32915.....	3.17
16963.....	10.7	22658.....	10.9	27048.....	13.15	31280.....	1.5	31647.....	3.16, 3.18	32920.....	3.17, 3.18
16978.....	10.7	22663.....	10.9	27423.....	10.1	31305.....	1.5	31650.....	1.1	32925.....	3.17
17003.....	10.7	22668.....	10.9	27428.....	10.1	31310.....	1.6	31652.....	3.16, 3.18	32930.....	3.17, 3.18
17008.....	10.7	22673.....	10.9	27592.....	13.3	31315.....	1.6	31655.....	1.1	32933.....	3.15
17013.....	10.7	22678.....	10.9	27597.....	13.3	31320.....	1.6	31657.....	3.16, 3.18	32935.....	3.17
17018.....	10.7	22683.....	10.7	27612.....	13.3	31325.....	1.6	31660.....	1.1	32940.....	3.17, 3.18
17497.....	11.8	22688.....	10.7	27617.....	13.3	31330.....	1.6	31662.....	3.16, 3.18	32950.....	3.17
17502.....	11.8	22958.....	10.8	27637.....	13.3	31335.....	1.7	31665.....	1.1	32975.....	3.14, 3.18
17507.....	11.8	22968.....	10.8	27642.....	13.17, 13.29	31340.....	1.7	31667.....	3.16, 3.18	32985.....	3.14, 3.18
17512.....	11.8	22973.....	10.8	27848.....	7.3	31345.....	1.7	31670.....	1.1	33005.....	3.17, 3.18
17517.....	11.8	22978.....	10.8	27858.....	3.19	31350.....	1.7	31675.....	1.1	33055.....	3.16, 3.18
17522.....	11.8	23282.....	4.19, 4.25	27998.....	10.2, 10.10	31355.....	1.7	31680.....	1.1	33057.....	4.27
17527.....	11.8	23297.....	4.19, 4.25	28003.....	10.2, 10.10	31360.....	1.7	31685.....	1.1	33070.....	3.16
17532.....	11.8		4.28	28008.....	10.2, 10.10	31365.....	1.7	31690.....	1.1	33072.....	4.27
17537.....	11.8	23332.....	8.7	28013.....	10.2, 10.10	31370.....	1.7	31695.....	1.1	33077.....	4.27
17542.....	11.8	23337.....	8.7	28018.....	10.2, 10.10	31375.....	1.6	31700.....	1.1	33085.....	7.7
17547.....	11.8	23448.....	10.12	28023.....	10.2, 10.10	31380.....	1.6	31705.....	1.1	33100.....	3.7
17552.....	11.8	23458.....	10.12	28028.....	10.10	31385.....	1.6	31710.....	1.1	33103.....	12.1
17557.....	11.8	23463.....	10.12	28033.....	10.10	31390.....	1.6	31713.....	14.16	33105.....	3.7
17558.....	12.6	23468.....	10.12	28038.....	10.10	31395.....	1.4	31715.....	1.1	33108.....	12.10, 12.11
17562.....	11.8	23477.....	11.7	28043.....	10.1	31400.....	1.6, 6.8	31718.....	14.16		12.12
17563.....	12.7	23478.....	10.12	28048.....	10.1	31405.....	1.9	31720.....	1.1	33110.....	3.7

Catalog

33113.....12.10, 12.11	35275.....8.4	36122.....8.2	37088.....12.24	37575.....4.5	37960.....4.7
12.12	35280.....8.4	36127.....8.2	37093.....12.25	37580.....4.5	37963.....10.2, 10.11
33115.....3.7	35285.....8.4	36132.....8.2	37095.....4.5	37585.....4.5	37965.....4.7
33120.....3.7	35290.....8.4	36158.....12.27	37098.....12.25	37590.....4.5	37968.....10.2, 10.11
33125.....3.7, 4.26	35338.....12.9	36163.....12.29	37100.....4.5	37595.....4.5	37970.....4.7
33130.....3.7	35343.....10.9	36248.....7.4	37103.....12.23, 12.24	37610.....4.5	37973.....10.2, 10.11
33135.....3.7	35473.....13.12	36253.....7.4	37105.....4.5	37615.....4.5	37975.....4.7
33145.....3.7	35535.....7.11	36258.....7.4	37108.....12.23, 12.24	37618.....8.9	37978.....10.2, 10.11
33150.....3.7	35540.....7.11	36273.....2.2, 4.13	37110.....4.5	37620.....4.5	37980.....4.7
33155.....3.7	35545.....7.11	4.14	37113.....12.23, 12.24	37625.....4.5	37983.....10.2, 10.11
33160.....3.18	35550.....7.11	36278.....2.2	37115.....4.5	37628.....13.19	37985.....4.7
33165.....3.18	35555.....7.11	36345.....4.3	37120.....4.5	37630.....4.5	37988.....10.11
33170.....3.18	35560.....7.11	36355.....4.3	37123.....12.23	37633.....13.19	37993.....10.11
33175.....3.12, 3.13	35565.....7.11	36375.....4.3	37125.....4.5	37635.....4.5	37997.....2.4
3.18	35570.....7.11	36390.....4.3	37130.....4.5	37638.....13.19	38003.....10.11
33180.....3.18	35575.....7.11	36475.....4.3	37135.....4.5	37640.....4.5	38008.....10.11
33185.....3.18	35580.....7.11	36480.....4.3	37140.....4.5	37643.....13.19	38028.....8.3
33190.....3.18	35585.....7.11	36505.....4.3	37145.....4.5	37645.....4.5	38033.....8.3
33195.....3.18	35590.....7.12	36510.....4.3	37150.....4.5	37650.....4.5	38038.....8.3
33198.....12.14, 12.5	35600.....3.8	36518.....8.8	37155.....4.5	37655.....4.5	38043.....8.3
33200.....3.18	35605.....3.8	36523.....8.8	37160.....4.5	37675.....4.5	38048.....8.3
33205.....3.18	35610.....3.8	36540.....4.4	37165.....4.5	37695.....4.5	38050.....4.7
33210.....3.18	35615.....3.8	36550.....4.4	37170.....4.5	37710.....4.5	38053.....8.3
33220.....3.7	35620.....3.8	36555.....4.4	37175.....4.5	37715.....4.5	38055.....4.7
33225.....3.7	35625.....3.8	36560.....4.4	37180.....4.5	37720.....4.5	38058.....8.3
33551.....3.12, 3.13	35630.....3.8	36565.....4.8	37185.....4.5	37725.....4.5	38060.....4.7
3.18	35670.....3.8	36570.....4.8	37190.....4.5	37730.....4.5	38063.....8.3
33642.....4.27	35675.....3.8	36592.....3.16, 3.18	37195.....4.5	37735.....4.5	38065.....4.7
33665.....3.4, 3.6	35680.....3.8	36597.....3.16, 3.18	37223.....8.9	37740.....4.5	38070.....4.7
33922.....13.3	35685.....3.8	36620.....4.1	37228.....8.9	37745.....4.5	38075.....4.7
33927.....8.7	35695.....7.11	36630.....4.1	37233.....8.9	37753.....13.24	38078.....8.9
34077.....4.3	35700.....7.12	36653.....12.5, 12.19	37238.....8.9	37755.....4.5	38080.....4.7
34082.....4.3	35720.....7.12	36662.....3.12, 3.13	37243.....8.9	37775.....4.5	38083.....8.9
34087.....4.3	35725.....7.12	36663.....12.19	37248.....8.9	37777.....4.3	38085.....4.7
34092.....4.3	35730.....7.12	36680.....4.4	37253.....8.9	37780.....4.5	38100.....4.8
34100.....6.9	35735.....7.12	36690.....4.4	37258.....8.9	37785.....4.5	38105.....4.8
34142.....3.21	35740.....7.12	36738.....12.23	37263.....8.9	37790.....4.5	38110.....4.8
34147.....3.21	35745.....7.12	36798.....12.26	37273.....8.9	37795.....4.5	38120.....4.11
34152.....8.5	35750.....7.12	36813.....12.28	37278.....8.9	37800.....4.5	38125.....4.11
34157.....4.27	35755.....7.12	36875.....4.5	37293.....8.9	37805.....4.5	38130.....4.11
34162.....4.27	35760.....7.12	36880.....4.5	37348.....12.21	37810.....4.7	38140.....4.11
34167.....4.27	35765.....7.12	36885.....4.5	37375.....4.5	37813.....8.9	38155.....4.11
34172.....4.27	35770.....7.12	36890.....4.5	37380.....4.5	37815.....4.7	38220.....4.8
34177.....4.27	35775.....7.12	36895.....4.5	37385.....4.5	37820.....4.7	38225.....4.8
34182.....4.27	35780.....7.12	36900.....4.5	37390.....4.5	37825.....4.7	38230.....4.8
34318.....12.1	35785.....7.12	36935.....4.5	37395.....4.5	37828.....8.9	38235.....4.8
34403.....10.14	35790.....7.12	36940.....4.5	37400.....4.5	37830.....4.7	38240.....4.8
34570.....3.5	35795.....7.12	36942.....8.2	37405.....4.5	37835.....4.7	38245.....4.8
34577.....4.27	35800.....7.12	36945.....4.5	37410.....4.5	37840.....4.7	38250.....4.8
34612.....4.22, 4.23	35805.....7.12	36947.....8.2	37413.....13.42	37842.....13.17	38255.....4.8
34617.....3.7	35810.....7.12	36950.....4.5	37415.....4.5	37845.....4.7	38335.....4.7
34623.....12.11	35815.....3.8	36952.....8.2	37435.....4.5	37847.....13.17	38340.....4.7
34678.....10.14	35820.....3.8	36955.....4.5	37440.....4.5	37850.....4.7	38345.....4.7
34695.....3.18	35825.....3.8	36957.....8.2	37445.....4.5	37852.....13.17	38350.....4.7
34893.....13.9	35830.....3.8	36960.....4.5	37450.....4.5	37855.....4.7	38355.....4.7
34945.....3.8	35835.....3.8	36962.....8.2	37455.....4.5	37857.....13.17	38360.....4.7
34950.....3.8	35840.....3.8	36965.....4.5	37460.....4.5	37860.....4.7	38365.....4.7
34955.....3.8	35845.....3.8	36967.....8.2	37465.....4.5	37862.....13.17	38370.....4.7
34960.....3.8	35850.....3.8	36970.....4.5	37468.....12.5, 12.10	37865.....4.7	38375.....4.7
34963.....13.9	35855.....3.8	36972.....8.2	37470.....4.5	37867.....13.17	38380.....4.7
34965.....3.22	35867.....4.31	36975.....4.5	37473.....12.5, 12.10	37870.....4.7	38385.....4.7
35133.....12.11	35973.....12.19	36980.....4.5	37475.....4.5	37875.....4.7	38390.....4.7
35143.....12.11	35983.....12.5, 12.19	36985.....4.5	37480.....4.5	37880.....4.7	38395.....4.7
35155.....3.22	35998.....13.12	36990.....4.5	37483.....12.1	37885.....4.7	38400.....4.7
35170.....8.4	36003.....13.12	36995.....4.5	37485.....4.5	37888.....12.5, 12.10	38405.....4.7
35175.....8.4	36005.....3.21	37000.....4.5	37490.....4.5	12.11, 12.12	38410.....4.7
35180.....8.4	36008.....13.12	37005.....4.5	37495.....4.5	12.24	38415.....4.7
35183.....12.5, 12.11	36013.....13.12	37010.....4.5	37500.....4.5	37890.....4.7	38420.....4.7
35188.....12.5, 12.11	36018.....13.12	37015.....4.5	37505.....4.5	37895.....4.7	38425.....4.7
35215.....11.12	36023.....13.12	37020.....4.5	37510.....4.5	37900.....4.7	38535.....4.3
35220.....11.12	36028.....13.12	37025.....4.5	37515.....4.5	37905.....4.7	38540.....4.3
35225.....11.12	36033.....13.12	37030.....4.5	37520.....4.5	37910.....4.7	38550.....4.3
35230.....11.12	36038.....13.12	37035.....4.5	37525.....4.5	37915.....4.7	38568.....8.9
35235.....11.12	36043.....13.12	37040.....4.5, 4.13	37530.....4.5	37920.....4.7	38605.....4.4
35240.....11.12	36048.....13.12	4.14	37535.....4.5	37925.....4.7	38610.....4.4
35243.....12.11	36053.....13.12	37045.....4.5, 4.13	37540.....4.5	37930.....4.7	38615.....4.4
35245.....8.4	36058.....13.12	4.14	37545.....4.5	37935.....4.7	38620.....4.4
35250.....8.4	36092.....8.2	37050.....4.5, 4.13	37550.....4.5	37940.....4.7	38625.....4.4
35255.....8.4	36097.....8.2	4.14	37555.....4.5	37945.....4.7	38693.....13.43
35260.....8.4	36102.....8.2	37055.....4.5, 4.13	37560.....4.5	37950.....4.7	38698.....13.43
35265.....8.4	36112.....8.2	4.14	37565.....4.5	37955.....4.7	38703.....13.43
35270.....8.4	36117.....8.2	37083.....12.24	37570.....4.5	37958.....10.2, 10.11	38708.....13.43

CATALOG NUMBER INDEX

Catalog

38713	13.43	41860	4.16	44202	13.2	47268	13.45	48285	4.29	48930	4.3
38718	13.43	41935	4.15	44212	13.2	47273	13.45	48290	4.29	48935	4.3
38723	13.43	41937	13.17	44217	13.2	47278	13.44	48292	5.6	48940	4.3
39187	4.14	41940	4.15	44468	10.6	47283	13.44	48295	4.29	48945	4.3
39328	12.5, 12.15	41977	13.2	44473	12.33	47427	13.21, 13.23	48297	5.6	48950	4.3
39338	12.15	41982	13.21, 13.25	44483	10.6		13.25	48305	4.29	48955	4.3
39380	4.1	41992	13.21, 13.23	44587	13.34	47432	13.21, 13.23	48307	5.5	48960	4.3
39587	4.28		13.25	44693	10.4, 10.5		13.25	48310	4.29	48965	4.3
39966	9.3	42002	13.2		10.6, 11.3	47528	12.8	48315	4.29	48970	4.3
39976	9.3	42007	13.2		12.9, 12.19	47538	12.8	48320	4.29	48973	11.9
39998	12.12	42012	13.2	44698	10.4, 10.5	47542	13.38, 13.39	48325	4.29	48975	4.3
40005	4.10	42047	4.25		10.6, 11.3		13.41, 13.43	48330	4.29	48983	11.9
40008	12.5, 12.12	42052	4.25		12.9	47548	12.8	48335	4.29	48985	4.3
40028	12.24	42057	4.25	44798	10.4, 10.5	47597	13.38, 13.39	48340	4.29	48988	11.9
40043	12.22	42062	4.25		10.6, 11.3		13.41, 13.43	48345	4.29	49002	13.17
40068	14.19	42067	4.25	44848	10.4, 10.5	47602	13.38, 13.39	48350	4.29	49032	13.19, 13.21
40073	14.19	42072	4.25		10.6, 12.14		13.41, 13.43	48355	4.29		13.23, 13.25
40080	2.3	42077	4.25		12.15, 12.16	47607	13.38, 13.39	48360	4.29	49215	4.29
40090	2.3	42082	4.25	44852	8.3		13.41	48367	13.38, 13.39	49220	4.29
40100	2.3	42087	4.25	44853	10.4, 10.5	47663	13.46		13.41, 13.43	49225	4.29
40110	2.3	42153	8.7		10.6, 12.14	47668	13.47	48373	11.9	49230	4.29
40125	2.3	42163	13.8		12.15, 12.16	47673	13.47	48375	4.29	49240	4.29
40130	2.2	42323	12.13	44913	4.13	47678	13.47	48377	5.6	49245	4.29
40153	14.2	42328	12.13		4.13	47735	4.28	48382	5.6	49250	4.29
40158	14.18	42333	12.13	44918	4.13	47740	4.28	48387	5.6	49272	13.38, 13.39
40163	14.16	42348	12.8	44923	4.14	47745	4.17, 4.21	48392	5.6		13.41, 13.43
40165	2.2	42360	4.16, 4.17	44928	4.14		4.22, 4.23	48397	5.6	49277	13.38, 13.39
40168	14.16	42365	4.16, 4.17	44992	4.27		4.26, 4.28	48402	5.6		13.41, 13.43
40170	2.3		4.19, 4.21	44997	4.27	47750	4.17, 4.21	48405	5.6, 5.7	49305	4.3
40175	2.2	42370	4.16	45002	4.27		4.22, 4.23	48407	5.6, 5.7	49338	12.35
40180	2.2	42385	4.16	45007	5.5		4.26, 4.28	48412	5.6, 5.7	49345	4.29
40185	2.2	42390	4.21	45138	12.16	47753	11.5	48417	5.6, 5.7	49408	11.4
40190	2.2	42405	4.10, 4.21	45143	12.16	47755	4.28	48457	13.33	49487	13.38, 13.39
40195	2.2	42415	4.10, 4.21	45158	12.9, 12.16	47760	4.28	48462	13.34		13.41
40200	2.2	42478	7.13	45163	12.9, 12.16	47765	4.19, 4.28	48472	13.29	49528	12.13
40205	2.2	42485	4.19, 4.25	45178	4.15	47770	4.19, 4.28	48477	13.29	49585	4.3
40210	2.2	42490	4.19, 4.25	45317	13.32	47775	4.28	48482	13.27	49600	4.3
40215	2.2	42505	2.5, 4.10	45347	5.5	47780	4.28	48488	12.6	49610	4.3
40220	2.3	42510	2.5	45352	5.5	47785	4.28	48533	12.6	49662	5.6
40225	2.3	42575	4.16, 4.17	45358	12.25	47790	4.28	48543	12.7	49707	4.7
40230	2.3		5.8	45363	12.16	47793	12.9	48553	10.11	49712	4.7
40235	2.3	42600	4.15	45848	4.7	47810	4.28	48558	10.11	49717	4.7
40593	12.1	42605	4.15	45853	4.7	47815	4.28	48563	10.11	49722	4.7
40598	12.9	42610	4.15	45858	4.7	47820	4.28	48605	4.3	49727	4.7
40617	3.14, 3.18	42615	4.15	45863	4.7	47845	4.28	48610	4.3	49795	4.3
40788	12.1	42620	4.15	45868	4.7	47850	4.28	48615	4.3	49805	4.3
40798	12.11	42625	4.15	45873	4.7	47855	4.28	48620	4.3	49815	4.3
40808	12.11	42878	3.5	45878	4.7	47860	4.28	48625	4.3	49820	4.3
40818	12.12	42950	4.15	45883	4.7	47880	4.28	48630	4.3	49825	4.3
40868	3.2	43138	12.8	45888	4.7	47885	4.28	48635	4.3	49830	4.3
40938	3.21	43348	10.6	45923	4.13	47890	4.28	48640	4.3	49835	4.3
41162	8.6	43353	10.6	45928	4.14	47895	4.28	48645	4.3	49840	4.3
41185	4.19	43358	10.6	46015	13.21, 4.19	47900	4.28	48650	4.3	49845	4.3
41212	13.21, 13.23	43363	10.6		4.21, 4.23	47905	4.28	48655	4.3	49850	4.3
	13.25	43368	10.6	46030	4.19, 4.21	47910	4.28	48660	4.3	49870	4.3
41285	8.8	43373	10.6		4.23, 4.26	47918	11.4	48665	4.3	49875	4.3
41295	8.8	43378	10.6	46040	4.26	47923	11.4	48670	4.3	49890	4.3
41300	8.8	43428	10.4	46045	4.23	47928	11.4	48675	4.3	49895	4.3
41315	8.8	43433	10.4	46105	3.13	47940	4.28	48680	4.3	49900	4.3
41320	8.8	43438	10.4	46190	4.26	48093	12.9	48690	4.3	49905	4.3
41325	8.8	43443	10.4	46660	4.16	48103	12.9	48695	4.3	49915	4.3
41330	8.8	43448	10.4	46668	4.13	48113	12.9	48700	4.3	49925	4.3
41335	8.8	43453	10.4	46673	4.14	48123	12.17, 12.18	48705	4.3	49930	4.3
41340	8.8	43458	10.4, 10.5	46683	13.6	48133	12.17, 12.18	48710	4.3	49932	4.6
41345	8.8		10.6, 11.3	46708	12.9	48143	12.9	48713	1.3	49937	4.6
41348	13.9		12.9, 12.19	46713	12.9	48148	12.9	48715	4.3	49942	4.6
41350	8.8	43507	13.32	46732	4.8	48153	12.9	48718	1.3	49947	4.6
41408	13.8	43512	13.32	46737	4.8	48157	13.41, 13.43	48720	4.3	49952	4.6
41438	14.21	43573	3.22	46742	4.8	48215	4.29	48725	4.3	49962	4.6
41575	4.12	43637	13.21, 13.25	46747	4.8	48220	4.29	48730	4.3	49967	4.6
41585	4.12	43642	13.21, 13.25	46753	1.8	48225	4.29	48735	4.3	49972	1.1
41590	4.12	43647	13.19, 13.20	46818	11.3	48230	4.29	48740	4.3	50002	13.38, 13.39
41598	14.16		13.21, 13.23	46837	13.32	48235	4.29	48745	4.3		13.41, 13.43
41600	4.12		13.25	46852	5.5	48240	4.29	48755	4.3	50007	13.38, 13.39
41603	14.16	43853	10.12	46902	13.32	48245	4.29	48858	3.23		13.41, 13.43
41608	3.2	43858	10.12	46907	13.32	48250	4.29	48868	3.23	50012	4.28
41610	4.12	44117	13.21, 13.23	46918	12.32	48255	4.29	48888	3.23	50040	4.3
41697	13.21, 13.23		13.25	47047	13.2	48260	4.29	48893	3.23	50050	4.3
	13.25	44122	13.19, 13.21	47057	1.2	48265	4.29	48898	3.23	50060	4.3
41703	3.21		13.23, 13.25	47082	6.6	48270	4.29	48915	4.3	50070	4.3
41768	3.21	44185	3.7, 4.21	47087	6.6	48275	4.29	48920	4.3	50075	4.3
41855	4.16, 4.17	44190	3.7	47222	5.6	48280	4.29	48925	4.3	50080	4.3

Catalog

50085.....4.3	51005.....4.31	52455.....7.5	52957.....13.38, 13.39	54655.....11.11	59240.....13.31, 13.33
50090.....4.3	51020.....4.31	52458.....11.9	52960.....6.5	54695.....11.11	13.35
50095.....4.3	51022.....6.6	52463.....11.9	52962.....13.27	54837.....13.17	59250.....13.27
50100.....4.3	51035.....4.31	52465.....7.5	52965.....6.5	54842.....13.17, 13.29	59255.....13.27
50105.....4.3	51040.....4.31	52468.....11.9	52970.....6.5	54852.....13.17, 13.29	59265.....13.27
50110.....4.3	51045.....4.31	52470.....7.5	52972.....13.26	54975.....11.11	59270.....13.27
50115.....4.3	51050.....4.31	52473.....11.9	52975.....6.5	54992.....13.17	59295.....13.37
50120.....4.3	51055.....4.31	52475.....7.5	52980.....6.5	55002.....13.17	59300.....13.31, 13.33
50125.....4.3	51060.....4.31	52478.....11.9	52985.....6.5	55007.....13.17	13.35
50130.....4.3	51065.....4.31	52480.....7.5	52990.....6.5	55012.....13.17	59320.....13.31, 13.33
50140.....4.3	51070.....4.31	52483.....11.9	52995.....6.5	55017.....13.17	13.35
50257.....8.6	51075.....4.31	52485.....7.5	53000.....6.5	55207.....4.3	59325.....13.31, 13.33
50308.....14.3	51206.....8.5	52488.....11.9	53037.....13.38, 13.39	55447.....4.27	59360.....13.19
50313.....14.2	51317.....13.15, 13.27	52490.....7.5	53065.....6.4	55452.....4.27	59365.....13.27, 13.29
50318.....14.7	13.29	52493.....11.9	53068.....12.37	55457.....13.17	59370.....13.27
50323.....14.4	51402.....13.2	52495.....7.5	53070.....6.4	55467.....13.17	59395.....13.31, 13.33
50328.....14.8	51407.....13.2	52498.....11.9	53075.....6.4	56337.....4.7	13.35
50333.....14.12	51507.....6.7	52503.....11.9	53080.....6.4	56342.....4.7	59400.....13.31, 13.33
50338.....14.13	51512.....6.7	52505.....7.5	53085.....6.4	56347.....4.7	13.35
50343.....14.11	51522.....6.7	52508.....11.9	53107.....13.16	56352.....4.7	59415.....13.31, 13.33
50348.....14.5	51527.....6.7	52513.....11.9	53112.....13.16	56367.....4.7	13.35
50353.....14.6	51537.....6.7	52518.....11.9	53117.....13.16	56488.....11.3	59425.....13.29
50358.....14.14	51547.....6.7	52523.....11.9	53122.....13.16	56498.....11.3	59440.....13.31, 13.33
50363.....14.15	51557.....6.7	52528.....11.9	53127.....13.16	56503.....11.3	13.35
50368.....14.9	51572.....13.38, 13.39	52533.....11.9	53548.....11.5	56508.....11.3	59445.....13.29
50373.....14.1	13.41	52538.....11.9	53553.....11.5	56558.....10.13	59450.....13.27
50480.....4.3	51587.....13.38, 13.39	52543.....11.9	53558.....11.5	56568.....10.13	59462.....13.16
50482.....7.1	13.41	52548.....11.9	53563.....11.5	56573.....10.13	59470.....13.31, 13.33
50485.....4.3	51597.....13.38, 13.39	52553.....11.9	53568.....11.5	56578.....10.13	59475.....13.31, 13.33
50487.....7.1	13.41	52558.....11.9	53573.....11.5	56583.....10.13	13.35
50490.....4.3	51752.....13.17	52563.....11.9	53578.....11.5	56588.....10.13	59480.....13.31, 13.33
50495.....4.3	51762.....13.19, 13.21	52568.....11.9	53583.....11.5	56593.....10.13	13.35
50500.....4.3	13.23, 13.25	52573.....11.9	53588.....11.5	56598.....10.13	59485.....13.31, 13.33
50505.....4.3	51778.....7.13	52578.....11.9	53593.....11.5	56603.....10.13	13.35
50510.....4.3	51803.....14.1	52583.....11.9	53598.....11.5	56608.....10.13	59502.....6.3, 6.4
50515.....4.3	51808.....14.1	52588.....11.9	53603.....11.5	56638.....10.13	59512.....3.10, 3.9
50520.....4.3	51857.....4.5	52755.....6.5	53608.....11.5	56653.....10.13	3.10
50525.....4.3	51862.....4.5	52760.....6.5, 6.8	53613.....11.5	56657.....2.4	59517.....3.9, 3.10
50530.....4.3	51867.....4.5	6.9	53618.....11.5	56662.....2.4	59555.....13.37
50540.....4.3	51872.....4.5	52765.....6.5	53623.....11.5	56667.....2.4	59560.....13.37
50545.....4.3	51877.....4.5	52770.....6.5	53628.....11.5	56672.....2.4	59562.....13.22
50550.....4.3	51882.....4.5	52775.....6.5	53633.....11.5	56682.....2.4	59625.....13.31, 13.33
50557.....9.2	52078.....11.6	52780.....6.5, 6.8	53638.....11.5	56782.....13.17	13.35
50560.....4.3	52083.....11.3	6.9	53643.....11.5	56787.....13.17	59765.....13.37
50575.....4.3	52088.....11.3	52785.....6.5	53648.....11.5	56792.....13.17	59770.....13.37
50585.....4.3	52093.....11.3	52790.....6.5	53653.....11.5	56797.....13.17	59775.....13.37
50590.....4.3	52098.....11.3	52795.....6.5	53658.....11.5	56847.....7.6	59780.....13.37
50633.....3.23	52103.....11.3	52800.....6.5, 6.9	53663.....11.5	56852.....7.6	59787.....13.6
50645.....4.28	52108.....11.3	52805.....6.5	53668.....11.5	56892.....6.6	59797.....13.6
50647.....13.11, 13.13	52113.....11.3	52810.....6.5	53673.....11.5	56897.....6.6	59802.....13.6
50650.....4.28	52118.....11.3	52812.....13.17	53678.....11.5	57492.....4.27	59812.....13.8
50652.....13.17	52123.....11.3	52815.....6.5	53683.....11.5	57497.....4.27	59835.....13.37
50657.....13.17	52133.....11.3	52817.....13.17	53688.....11.5	57502.....4.27	59917.....13.17
50700.....4.28	52192.....4.29	52820.....6.5, 6.9	53693.....4.26	57507.....4.27	59992.....5.6, 5.7
50705.....4.28	52202.....4.29	52822.....13.17	54115.....7.9	57592.....6.3	60002.....3.9
50710.....4.28	52217.....4.29	52825.....6.5	54120.....7.9	57597.....6.3	60032.....13.23
50715.....4.28	52278.....11.6	52830.....6.5	54125.....7.9	58007.....4.21	60037.....13.23
50720.....4.28	52283.....11.4	52835.....6.5	54135.....11.11	58192.....13.19	60042.....13.23
50725.....4.28	52300.....7.1	52840.....6.5	54253.....10.13	58222.....3.9	60047.....13.23
50730.....4.28	52305.....7.1	52845.....6.5	54270.....11.11	58227.....3.1	60052.....13.22
50735.....4.28	52310.....7.1	52850.....6.5, 6.9	54278.....11.1	58657.....3.7, 4.22	60062.....13.22
50740.....4.28	52315.....7.1	52855.....6.5	54283.....11.1	58712.....4.27	60087.....13.17
50745.....4.28	52343.....13.15	52860.....6.5	54288.....11.1	58747.....8.5	60355.....13.37
50750.....4.28	52363.....13.14	52865.....6.5	54293.....11.1	58752.....4.23	60360.....13.37
50755.....4.28	52368.....11.6	52870.....6.5	54298.....11.1	58757.....4.23	60365.....13.37
50760.....4.28	52373.....11.6	52875.....6.5	54397.....3.9	58890.....13.8	60382.....5.5
50765.....4.28	52378.....11.6	52880.....6.5	54440.....11.11	58895.....13.8	60700.....13.37
50767.....3.9	52383.....11.6	52885.....6.5	54445.....11.11	58920.....13.26	60776.....9.4
50770.....4.28	52388.....11.6	52890.....6.5	54450.....11.11	58960.....13.26	61102.....13.22
50775.....4.28	52420.....8.6	52895.....6.5	54465.....11.11	58980.....13.26	61107.....13.23
50780.....4.28	52423.....11.9	52900.....6.5	54480.....11.11	59000.....13.26	61122.....4.10, 4.27
50785.....4.28	52425.....8.6	52905.....6.5	54490.....11.11	59132.....6.3	61142.....4.22
50812.....3.9	52428.....11.9	52910.....6.5	54500.....11.11	59175.....13.36	61187.....4.22
50895.....4.28	52430.....8.6	52915.....6.5	54505.....11.11	59190.....13.7	61522.....13.22
50900.....4.28	52433.....11.9	52920.....6.5	54515.....11.11	59205.....13.37	61542.....13.22
50905.....4.28	52435.....8.6	52925.....6.5	54520.....11.11	59210.....13.27, 13.29	61615.....13.29
50910.....4.28	52438.....11.9	52930.....6.5	54535.....11.11	59225.....13.17, 13.29	61625.....13.31, 13.33
50915.....4.28	52440.....8.6	52935.....6.5	54540.....11.11	13.31, 13.33	61630.....13.31, 13.33
50920.....4.28	52443.....11.9	52940.....6.5	54580.....11.11	13.35, 13.37	61757.....3.9
50960.....4.29	52448.....11.9	52945.....6.5	54625.....11.11	59230.....13.17	61770.....13.31, 13.33
50965.....4.29	52450.....7.5	52950.....6.5	54630.....11.11	59235.....13.27	13.35
50985.....4.29	52453.....11.9	52955.....6.5	54650.....11.11		61790.....13.37

CATALOG NUMBER INDEX

Catalog

61800.....	13.37	62862.....	9.3	63882.....	13.4	65960.....	4.6	66800.....	4.28	70655.....	4.11
61820.....	13.7	62865.....	13.17, 13.29	64077.....	13.41	65965.....	4.6	66805.....	4.28	70677.....	8.7
61825.....	13.31, 13.33	62870.....	13.17, 13.29	64497.....	12.7	65970.....	4.6	66807.....	1.9	70685.....	4.7
	13.35	62875.....	13.17, 13.29	64502.....	12.7	65975.....	4.6	66810.....	4.28	70690.....	4.7
61850.....	13.37	62877.....	13.39, 13.41	64607.....	12.7	65980.....	4.6	66830.....	4.28	70695.....	4.7
61855.....	13.37	62880.....	13.17, 13.29	64612.....	12.7	65985.....	4.6	66880.....	4.28	70700.....	4.7
61875.....	13.37	62882.....	13.38, 13.39	64627.....	12.7	65990.....	4.6	66905.....	4.28	70705.....	4.7
61885.....	13.37		13.41, 13.43	64642.....	2.5	66020.....	4.6	66920.....	4.28	70710.....	4.7
61960.....	13.37	62892.....	13.38	64697.....	13.38, 13.39	66030.....	4.6	66947.....	4.23	70715.....	4.7
61970.....	13.31, 13.33	62897.....	13.39	64702.....	13.38, 13.39	66035.....	4.6	66955.....	4.28	70720.....	4.7
	13.35	62915.....	13.29	64707.....	13.38	66040.....	4.6	66987.....	7.2	70725.....	4.7
61975.....	13.31, 13.35	62920.....	13.29	64712.....	13.38	66045.....	4.6	66992.....	7.2	70730.....	4.7
62045.....	13.37	62925.....	13.29	64717.....	13.38	66050.....	4.6	66997.....	7.2	70740.....	4.28
62050.....	13.37	62930.....	13.17, 13.29	64722.....	13.38	66055.....	4.6	67182.....	4.23	70745.....	4.28
62055.....	13.37	62935.....	13.17, 13.29	64727.....	13.38	66060.....	4.6	67187.....	13.38, 13.39	70750.....	4.28
62060.....	13.37	62940.....	13.17, 13.29	64732.....	13.38, 13.39	66065.....	4.6		13.41, 13.43	70755.....	4.28
62065.....	13.37	62990.....	13.17		13.41, 13.43	66110.....	4.7	67307.....	12.6	70760.....	4.28
62067.....	13.27	62995.....	13.17	64737.....	13.38, 13.39	66125.....	4.7	67312.....	12.6	70830.....	4.12
62075.....	13.37	63000.....	13.17		13.41	66130.....	4.7	67322.....	12.6	70835.....	4.12, 4.21
62080.....	13.37	63005.....	13.17	64742.....	13.39	66150.....	4.7	67327.....	12.6		4.22, 4.23
62095.....	13.37	63010.....	13.17	64747.....	13.39	66155.....	4.7	67332.....	13.39		4.26
62105.....	13.37	63015.....	13.17	64752.....	13.39	66160.....	4.7	67615.....	4.3	71687.....	3.11
62110.....	13.37	63020.....	13.17	64757.....	13.39	66175.....	4.7	67620.....	4.3	71692.....	3.11
62115.....	13.37	63025.....	13.17	64762.....	13.39	66190.....	4.7	67625.....	4.3	71697.....	3.11
62125.....	13.37	63030.....	13.17	64767.....	13.41	66195.....	4.7	67635.....	4.3	71702.....	13.1
62140.....	13.37	63035.....	13.17	64772.....	13.41	66200.....	4.7	67640.....	4.3	71717.....	13.1
62170.....	13.37	63040.....	13.17	64777.....	13.41	66205.....	4.7	67645.....	4.3	71722.....	13.1
62225.....	13.27	63045.....	13.17	64782.....	13.41	66210.....	4.7	67650.....	4.3	71727.....	13.1
62235.....	13.27	63050.....	13.17	64787.....	13.41	66215.....	4.7	67655.....	4.3	71732.....	13.1
62245.....	13.27	63055.....	13.17	64792.....	13.41	66220.....	4.7	67657.....	4.23, 4.24	71757.....	13.11
62250.....	13.27	63060.....	13.17	64797.....	13.43	66225.....	4.7	67660.....	4.3	71847.....	13.11
62260.....	13.27	63065.....	13.17	64832.....	13.43	66230.....	4.7	67662.....	4.23, 5.5	72327.....	4.12
62265.....	13.27, 13.29	63070.....	13.27	64837.....	13.43	66310.....	4.7	67665.....	4.3	72332.....	4.12
62270.....	13.27, 13.29	63075.....	13.31, 13.33	64842.....	13.43	66315.....	4.7	67675.....	4.3	72342.....	4.12
62275.....	13.31		13.35	64847.....	13.43	66320.....	4.7	67685.....	4.3	72702.....	13.11
62280.....	13.31, 13.33	63080.....	13.27	64857.....	13.43	66325.....	4.7	67880.....	4.29	72887.....	14.16
	13.35	63085.....	13.37	64862.....	13.43	66330.....	4.7	67885.....	4.29	72897.....	14.16
62285.....	13.31, 13.33	63090.....	13.31, 13.33	64902.....	13.43	66335.....	4.7	67890.....	4.29	72902.....	14.16
	13.35		13.35	64962.....	3.22	66340.....	4.7	67900.....	4.29	72907.....	14.16
62295.....	13.31, 13.33	63105.....	13.31, 13.33	64967.....	3.22	66345.....	4.7	67905.....	4.29	72912.....	14.16
	13.35		13.35	64977.....	5.7	66350.....	4.7	67910.....	4.29	72922.....	14.16
62300.....	13.31, 13.33	63107.....	13.38	65175.....	4.3	66405.....	4.7	67915.....	4.29	72927.....	14.16
	13.35	63110.....	13.31, 13.33	65255.....	4.3	66410.....	4.7	67920.....	4.29	72932.....	14.16
62347.....	7.9		13.35	65285.....	4.3	66415.....	4.7	67925.....	4.29	72937.....	14.16
62352.....	7.9	63112.....	13.38	65320.....	4.4	66420.....	4.7	67935.....	4.29	72947.....	14.17
62362.....	7.9	63115.....	13.31, 13.33	65340.....	4.8	66425.....	4.7	67945.....	4.29	72952.....	14.17
62370.....	13.37		13.35	65345.....	4.8	66430.....	4.7	67955.....	4.29	73162.....	3.3, 3.7
62385.....	13.37	63120.....	13.31, 13.33	65380.....	4.1	66435.....	4.7	68160.....	4.31	73360.....	7.7
62390.....	13.37		13.35	65550.....	4.6	66445.....	4.7	68165.....	4.31	73365.....	7.7
62412.....	13.17	63145.....	13.31, 13.33	65555.....	4.6	66450.....	4.8	68170.....	4.31	73370.....	7.7
62457.....	4.31		13.35	65560.....	4.6	66492.....	13.28	68175.....	4.31	73447.....	4.23
62467.....	13.31, 13.33	63150.....	13.31, 13.33	65565.....	4.6	66497.....	13.28	68180.....	4.31	74012.....	4.12, 4.19
62472.....	13.31, 13.33		13.35	65570.....	4.6	66512.....	13.28	68185.....	4.31	74047.....	4.12
62530.....	13.7	63155.....	13.31, 13.33	65575.....	4.6	66517.....	13.28	68650.....	3.4, 3.7	74207.....	3.6, 3.7
62535.....	13.7		13.35	65580.....	4.6	66535.....	4.8	68775.....	4.5	74227.....	3.3, 3.7
62540.....	13.7	63160.....	13.31, 13.33	65620.....	4.6	66540.....	4.8	68780.....	4.5	74685.....	3.3, 3.7
62545.....	13.7		13.35	65625.....	4.6	66550.....	4.8	68815.....	4.16, 4.17	74700.....	3.3, 3.7
62555.....	13.7	63165.....	13.31, 13.33	65630.....	4.6	66620.....	4.11	68842.....	9.4	74710.....	3.3, 3.7
62565.....	13.7		13.35	65635.....	4.6	66625.....	4.11	68847.....	9.4	74720.....	3.18
62587.....	13.38	63170.....	13.31, 13.33	65640.....	4.6	66655.....	4.28	68857.....	9.4	74730.....	3.18
62592.....	13.38, 13.39		13.35	65680.....	4.6	66660.....	4.28	68862.....	9.4	74735.....	3.18
62595.....	13.7	63175.....	13.31, 13.33	65685.....	4.6	66665.....	4.17, 4.23	68917.....	13.11, 13.13	74946.....	9.4
62597.....	13.38		13.35	65687.....	13.29		4.26, 4.28	68962.....	9.4	75005.....	4.6
62605.....	13.7	63180.....	13.31, 13.33	65690.....	4.6	66670.....	4.17, 4.26	68967.....	9.4	75010.....	4.6
62615.....	13.7		13.35	65695.....	4.6		4.28	69250.....	13.22	75015.....	4.6
62625.....	13.7	63185.....	13.31, 13.33	65700.....	4.6	66687.....	3.9	69622.....	7.3	75020.....	4.6
62662.....	9.5	63190.....	13.31, 13.33	65705.....	4.6	66700.....	4.28	69632.....	7.3	75075.....	4.16, 4.17
62687.....	13.39		13.35	65710.....	4.6	66705.....	4.28	69642.....	7.3	75435.....	4.16
62697.....	13.39	63195.....	13.31, 13.33	65715.....	4.6	66710.....	4.28	69667.....	5.5	75557.....	3.7
62747.....	9.5		13.35	65720.....	4.6	66732.....	13.41, 13.43	69692.....	5.5	75562.....	3.7
62757.....	13.38, 13.39	63200.....	13.37	65725.....	4.6	66737.....	3.15	69707.....	9.4	75567.....	3.7
62772.....	9.5	63205.....	13.31, 13.33	65730.....	4.6	66742.....	3.15	69712.....	9.4	75572.....	3.7
62802.....	9.5		13.35	65765.....	4.6	66747.....	3.16	69717.....	9.4	75602.....	4.23
62812.....	9.5	63210.....	13.31, 13.33	65770.....	4.6	66750.....	4.28	69762.....	9.3	75982.....	6.9
62815.....	13.37		13.35	65775.....	4.6	66755.....	4.28	69907.....	7.2	75992.....	6.9
62840.....	13.31, 13.33	63220.....	13.27	65780.....	4.6	66760.....	4.28	69912.....	7.2	76017.....	6.9
	13.35	63240.....	13.31, 13.33	65785.....	4.6	66765.....	4.28	69982.....	3.4, 3.7	76022.....	6.8, 6.9
62845.....	13.31, 13.33		13.35	65790.....	4.6	66770.....	4.28	70032.....	13.17	76027.....	6.9
	13.35	63280.....	13.27	65902.....	5.7	66775.....	4.28	70437.....	3.4	76032.....	6.9
62850.....	13.17, 13.29	63822.....	13.16	65942.....	9.4, 9.4	66780.....	4.28	70640.....	4.11	76037.....	6.9
62855.....	13.17, 13.29	63827.....	13.16	65950.....	4.6	66785.....	4.28	70645.....	4.11	76042.....	6.9
62860.....	13.29	63877.....	13.4	65955.....	4.6	66795.....	4.28	70652.....	9.4	76047.....	6.9

Catalog #

76052.....	6.9	83322.....	6.8	92442.....	5.3	93387.....	12.7	98072.....	13.11, 13.13
76057.....	6.9	83327.....	6.8	92447.....	5.3	93392.....	12.6	98170.....	6.7
76067.....	6.9	83337.....	6.8	92452.....	5.3	93492.....	3.12, 3.18	98185.....	6.7
76072.....	6.9	83347.....	6.8	92457.....	4.27	93497.....	5.3	98215.....	6.7
76077.....	6.9	83380.....	2.5	92460.....	13.19, 13.21	93557.....	13.18	98220.....	6.7
76082.....	6.9	83407.....	13.11	92462.....	13.23, 13.25	93642.....	5.3	98225.....	6.7
76132.....	6.9	83417.....	13.11	92462.....	4.27	93707.....	3.12, 3.13	98240.....	6.7
76137.....	6.9	83435.....	4.5	92465.....	13.19, 13.21	93712.....	3.12, 3.13	98250.....	6.7
76142.....	6.9	83450.....	4.5	92467.....	13.23, 13.25	93717.....	3.12, 3.13	98265.....	6.7
76147.....	6.9	83455.....	4.5	92467.....	4.27	93722.....	3.12, 3.13	98690.....	6.7
76152.....	6.9	83460.....	4.5	92470.....	13.19, 13.20	93727.....	3.12, 3.13	98695.....	6.7
76267.....	6.8, 6.9	83465.....	4.5	92470.....	13.21, 13.23	93732.....	3.12, 3.13	98700.....	6.7
76272.....	6.8, 6.9	83470.....	4.5	92475.....	13.25	93737.....	3.12, 3.13	98705.....	6.7
76277.....	6.9	83475.....	4.5	92475.....	13.21, 13.23	93742.....	3.12, 3.13	98710.....	6.7
76282.....	6.9	83480.....	4.5	92475.....	13.25	93747.....	3.12, 3.13	98715.....	6.7
76287.....	6.9	83485.....	4.5	92480.....	13.21, 13.23	93757.....	5.3	98720.....	6.7
76292.....	6.8, 6.9	83557.....	13.24	92480.....	13.25	93785.....	7.6	99545.....	4.29
76297.....	6.8, 6.9	83567.....	6.8	92485.....	13.19, 13.20	93790.....	7.6		
76302.....	6.9	83572.....	6.8	92485.....	13.21, 13.22	93907.....	1.1		
76305.....	4.7	83975.....	4.26	92485.....	13.23, 13.24	93912.....	1.1		
76307.....	6.9	83997.....	6.9	92485.....	13.25	93917.....	1.1		
76312.....	6.9	84002.....	6.9	92490.....	13.19, 13.21	93922.....	1.1		
76315.....	4.7	84007.....	6.9	92490.....	13.23, 13.25	94220.....	4.29		
76317.....	6.8, 6.9	84012.....	6.9	92495.....	13.19, 13.21	94492.....	13.29		
76322.....	6.8, 6.9	84097.....	4.19	92500.....	13.19, 13.20	94682.....	3.12, 3.13		
76327.....	6.9	84295.....	13.36	92500.....	13.21, 13.22	94687.....	3.12, 3.13		
76332.....	6.9	84325.....	13.27	92500.....	13.23, 13.25	95732.....	13.18		
76337.....	6.9	84332.....	4.11	92505.....	13.19, 13.21	95737.....	13.18, 13.19		
76455.....	13.26	84337.....	4.11	92505.....	13.22, 13.23	95782.....	5.8		
76475.....	13.26	84417.....	9.3	92505.....	13.25	95792.....	13.19		
76485.....	13.26	84427.....	6.2, 6.3	92510.....	13.19, 13.21	95797.....	13.19		
76495.....	13.26	84532.....	4.22	92515.....	13.19, 13.21	95802.....	13.19		
76575.....	13.29	84537.....	4.22	92520.....	13.23, 13.25	95807.....	13.19		
76597.....	13.11	85830.....	4.7	92520.....	13.19, 13.21	95812.....	13.19		
76652.....	10.8	85835.....	4.7	92525.....	13.19, 13.21	95822.....	13.19		
76657.....	10.8	85850.....	4.3	92530.....	13.19, 13.21	95847.....	13.11		
76662.....	10.8	85855.....	4.3	92530.....	13.23, 13.25	95872.....	6.6		
76667.....	10.8	85865.....	4.3	92535.....	13.19, 13.21	95877.....	6.6		
76672.....	10.8	85870.....	4.3	92535.....	13.23, 13.25	96037.....	13.27		
76677.....	10.8	85957.....	13.46	92540.....	13.19, 13.21	96372.....	2.5, 5.8		
76767.....	4.12	85962.....	13.46	92540.....	13.23, 13.25	96397.....	3.18		
76777.....	6.2	85987.....	13.44	92545.....	13.19, 13.21	96497.....	4.21		
76787.....	6.2	86127.....	3.15	92545.....	13.23, 13.25	96502.....	4.21		
76792.....	6.2	86902.....	1.7	92550.....	13.19, 13.21	96507.....	4.21		
76817.....	13.11, 13.13	86907.....	1.7	92550.....	13.23, 13.25	96517.....	4.21		
76822.....	5.6	86912.....	1.7	92555.....	13.19	96720.....	4.8		
76827.....	5.6	86917.....	1.7	92560.....	13.21, 13.22	96725.....	4.1		
77017.....	6.2	86922.....	1.7	92560.....	13.23, 13.25	96945.....	4.17		
78347.....	13.1	86927.....	1.7	92585.....	4.6	96967.....	12.37		
79120.....	4.3	86932.....	1.7	92590.....	4.6	96982.....	5.8		
80475.....	7.9	87107.....	7.4	92595.....	4.6	96987.....	5.8		
80480.....	6.6	87577.....	13.17	92600.....	4.6	96992.....	5.8		
80485.....	6.6	87582.....	13.17	92605.....	4.6	96997.....	5.8		
80500.....	6.6	87587.....	13.17	92607.....	13.15	97045.....	4.22		
80505.....	6.6	87592.....	13.17	92610.....	4.6	97050.....	4.23		
80510.....	6.6	87597.....	13.17	92660.....	1.7	97065.....	4.23		
80515.....	6.6	88232.....	5.3	92665.....	1.7	97070.....	4.23		
80520.....	6.6	88260.....	3.18	92670.....	1.7	97075.....	4.23		
81280.....	7.7	89400.....	13.27	92675.....	1.7	97080.....	4.23		
81490.....	6.4	89405.....	13.27	92680.....	1.7	97212.....	3.17, 3.18		
81495.....	6.4	89410.....	13.13	92682.....	13.15	97245.....	4.17		
81500.....	6.4	89435.....	1.5	92685.....	1.7	97365.....	4.16, 4.21		
81505.....	6.4	89440.....	1.5	92687.....	13.17	97375.....	4.4		
82832.....	13.38	89445.....	1.5	92690.....	4.5	97415.....	4.17		
82837.....	13.39	90107.....	1.4	92695.....	4.5	97420.....	4.17		
82842.....	13.41	90117.....	1.4	92700.....	4.5	97457.....	14.18		
82852.....	13.41	90122.....	1.4	92705.....	4.5	97462.....	12.6		
83037.....	8.7	90127.....	1.4	92710.....	4.5	97787.....	3.14, 3.18		
83080.....	3.3, 3.7	90702.....	13.46	92715.....	4.5	97832.....	12.7		
83085.....	3.3, 3.7	90707.....	13.46	92805.....	13.21, 13.23	97852.....	12.7		
83140.....	3.7	90995.....	3.3	92805.....	13.25	97882.....	4.10, 4.19		
83145.....	3.3, 3.7	91027.....	13.32	92810.....	13.21, 13.23	98030.....	13.31, 13.33		
83150.....	3.3, 3.7	91032.....	13.32	92810.....	13.25	98030.....	13.35		
83165.....	3.3, 3.7	91037.....	13.17	92830.....	13.22	98035.....	13.31, 13.33		
83170.....	3.3, 3.7	91042.....	13.17	92855.....	13.22	98035.....	13.35		
83235.....	3.18	91047.....	13.19	92865.....	13.21	98040.....	13.31, 13.33		
83240.....	3.17, 3.18	91142.....	4.19	92880.....	13.21, 13.23	98040.....	13.35		
83290.....	3.17, 3.18	91192.....	6.9	92880.....	13.25	98045.....	13.31, 13.33		
83295.....	3.17, 3.18	91322.....	4.19	92885.....	13.21, 13.23	98045.....	13.35		
83302.....	6.8	92095.....	13.27	92885.....	13.25	98050.....	13.29		
83307.....	6.8	92100.....	13.27	92985.....	13.21	98055.....	13.29		
83317.....	6.8	92437.....	5.3	93287.....	4.21	98060.....	13.29		

TERMS AND CONDITIONS OF SALE

Ridge Tool Company is herein referred to as "Ridge" and the customer or person or entity purchasing goods or services (hereinafter collectively referred to as "Goods") is referred to as the "Buyer". These Terms and Conditions, any price list or schedule, quotation, acknowledgment or invoice from Ridge relevant to the sale of the Goods and all documents incorporated by specific reference therein, constitute the complete and exclusive statement of the terms of the agreement governing the sale of Goods by Ridge to Buyer. Buyer's acceptance of the Goods will manifest Buyer's assent to these terms and conditions without variation or addition. Any different or additional terms in Buyer's purchase order or other Buyer documents are hereby objected to. Ridge reserves the right in its sole discretion to refuse orders.

1. PRICES: Unless a fixed price is quoted, the price at which this order is accepted is subject to adjustment to Ridge's price in effect at the time of order.

2. TERMS OF PAYMENT: Terms are stated on Ridge's invoice in U.S. currency. Ridge shall have the right, among other remedies, either to terminate this agreement or to suspend further performance under this and/or other agreements with the Buyer in the event Buyer fails to make any payment when due, which other agreements Buyer and Seller hereby amend accordingly, or Ridge otherwise deems itself insecure. Buyer shall be liable for all expenses, including attorneys' fees, relating to the collection of past due amounts. Should Buyer's financial responsibility become unsatisfactory to Ridge, cash payments or security satisfactory to Ridge may be required by Ridge for future deliveries and for the goods theretofore delivered. If such cash payment or security is not provided, in addition to Ridge's other rights and remedies, Ridge may discontinue deliveries.

3. SHIPMENT AND DELIVERY: Unless otherwise expressly provided, shipments are made F.O.B. Ridge's shipping point. Risk of loss or damage and responsibility shall pass from Ridge to Buyer upon delivery to and receipt by common carrier. Any claims for shortages or damages suffered in transit are the responsibility of Buyer and shall be submitted by the Buyer directly to the carrier. Shortages or damages must be acknowledged and signed for at the time of delivery. While Ridge will use all reasonable commercial efforts to maintain the delivery date(s) acknowledged or quoted by Ridge, all shipping dates are approximate and not guaranteed. Ridge reserves the right to make partial shipments. Ridge, at its option, shall not be bound to tender delivery of any Goods for which Buyer has not provided shipping instructions. If the shipment of the Goods is postponed or delayed by Buyer for any reason, Buyer agrees to reimburse Ridge for any and all handling and storage costs and other additional expenses resulting therefrom. All claims for shipping errors, lost shipments or any other discrepancies must be made within ninety (90) days or they will be disallowed and deemed waived.

4. Ridge WARRANTY: Ridge covers its products with a LIFETIME WARRANTY against defects in material or workmanship for the life of the tool. Pipe or drain cleaning tools, rods and cable, are not covered by this warranty and are considered expendable material. To take advantage of this warranty, the complete product must be delivered prepaid to RIDGE TOOL COMPANY or any RIDGE AUTHORIZED SERVICE CENTER. Pipe wrenches and other hand tools should be returned to

place of purchase. Obviously, failures due to misuse, abuse, or normal wear and tear are not covered by this warranty. NO OTHER WARRANTY, WRITTEN OR ORAL, APPLIES. No employee, agent, dealer, or other person is authorized to give any warranty on behalf of Ridge. Warranted products will be repaired or replaced at our option at no charge and returned via prepaid transportation. Such replacement or repair is the exclusive remedy available from Ridge. Ridge is not liable for damage of any sort, including without limitation incidental and consequential damages.

This warranty shall not apply to any Goods which:

- a. Have been repaired or altered outside Ridge's factory (or Authorized Service Center) or in any manner so as, in Ridge's judgment, to affect its serviceability or proper operation.
- b. Have been subjected by persons other than Ridge (or Authorized Service Center) to improper handling, operation, maintenance, repair or alteration.
- c. Have been subjected to misuse, negligence, improper installation or accident. Ridge's obligation under this warranty, and the Buyer's exclusive remedy for the breach thereof, shall be limited to, at Ridge's option, repair or replacement of any allegedly defective Goods or issuance of credit. Ridge requires the return of any allegedly defective Goods, transportation prepaid, before honoring any claim. All returned Goods are subject to inspection, and if examination does not disclose any defect covered by this warranty, replacement of such Goods or issuance of credit for same will not be approved.

THE FOREGOING CONSTITUTES RIDGE'S SOLE WARRANTY RESPONSIBILITY AND BUYER'S EXCLUSIVE REMEDY WHETHER SOUNDING IN TORT, CONTRACT, STRICT LIABILITY OR OTHERWISE, EXCEPT AS OTHERWISE EXPRESSLY SET FORTH IN THIS AGREEMENT. THERE ARE NO OTHER WARRANTIES, EXPRESS OR IMPLIED, WHETHER OF MERCHANTABILITY, FITNESS FOR A PARTICULAR PURPOSE, OR OTHERWISE. RIDGE SHALL NOT BE LIABLE FOR ANY SPECIAL, INDIRECT, INCIDENTAL OR CONSEQUENTIAL DAMAGES OF ANY CHARACTER IN CONNECTION WITH THE SALE, RESALE OR USE OF THE GOODS.

This warranty extends only to persons or organizations who purchase the Goods from Ridge for resale.

5. LIMITATION OF REMEDY AND LIABILITY: THE SOLE AND EXCLUSIVE REMEDY FOR BREACH OF ANY WARRANTY HEREUNDER SHALL BE LIMITED TO REPAIR, CORRECTION, REPLACEMENT OR CREDIT UNDER SECTION 4.

RIDGE SHALL NOT BE LIABLE FOR DAMAGES CAUSED BY DELAY IN PERFORMANCE, AND IN NO EVENT, REGARDLESS OF THE FORM OF THE CLAIM OR CAUSE OF ACTION (WHETHER BASED IN CONTRACT, INFRINGEMENT, NEGLIGENCE, STRICT LIABILITY, OTHER TORT OR OTHERWISE), SHALL RIDGE'S LIABILITY TO BUYER AND/OR ITS CUSTOMERS EXCEED THE PRICE PAID BY BUYER FOR THE SPECIFIC GOODS GIVING RISE TO THE CLAIM OR CAUSE OF ACTION, AND BUYER SHALL INDEMNIFY RIDGE FOR ANY DAMAGES IN EXCESS THEREOF. BUYER AGREES THAT IN NO EVENT SHALL RIDGE'S LIABILITY TO BUYER AND/OR ITS CUSTOMERS INCLUDE INCIDENTAL, CONSEQUENTIAL OR PUNITIVE DAMAGES, WHICH ARE WAIVED BY BUYER AND AS TO WHICH BUYER SHALL INDEMNIFY RIDGE. The term "consequential damages" shall include, but not be limited to, loss of

anticipated profits, business interruption, loss of use of revenue, cost of capital or loss of or damage to property or equipment, or loss of reputation. Further, Buyer shall indemnify and hold Ridge harmless from any liability to Buyer, Buyer's employees, workers, contractors or any other persons arising out of Buyer's, or any other persons' use of the Goods. All instructions and warnings supplied by Ridge will be passed on to those persons who use the Goods. Ridge's Goods are to be used in their recommended applications and all warning labels adhered to the Goods by Ridge shall be left intact.

6. EXCUSE OF PERFORMANCE (FORCE MAJEURE): Ridge shall not be liable for delays in performance or for non-performance due to acts of God; acts of Buyer; war; fire; flood; weather; sabotage; strikes, labor disputes, civil disturbances or riots; governmental requests, restrictions, allocations, laws, regulations, orders or actions; unavailability of or delays in transportation; default of suppliers; or unforeseen circumstances or events beyond Ridge's reasonable control. Deliveries or other performance may be suspended for an appropriate period of time or cancelled by Ridge upon notice to Buyer in the event of any of the foregoing, but the balance of this agreement shall otherwise remain unaffected.

If Ridge determines that its ability to supply the total demand for the Goods, or to obtain material used directly or indirectly in the manufacture of the Goods, is hindered, limited or made impracticable due to causes set forth herein, Ridge may allocate its available supply of the Goods or such material (without obligation to acquire other supplies of any such Goods or materials) among itself and its purchasers on such basis as Ridge determines to be equitable without liability for any failure of performance which may result therefrom.

7. CHANGES: Ridge reserves the right to change designs and specifications for standard Goods without prior notice to Buyer, but not with respect to custom Goods being made for Buyer. Ridge shall have no obligation to install or make such change in any Goods manufactured prior to the date of such change.

8. ASSIGNMENT: Buyer shall not assign its rights or delegate its duties hereunder or any interest herein without the prior written consent of Ridge, and any such assignment, without such consent, shall be void.

9. INSTALLATION: Buyer shall be responsible for receiving, inspecting, testing, storing, installing, starting up and maintaining all Goods.

10. INSPECTION/TESTING: Buyer, at its expense, agrees that it will promptly inspect the Goods upon receipt thereof, and in no event later than thirty (30) days from the date of receipt of the Goods. Buyer shall deliver to Ridge within fifteen (15) days of inspection, but in no event later than forty-five (45) days from the date of receipt of the Goods, written notice of any and all deficiencies, defects, variations from specifications or complaints of any kind with respect to the quantity, quality, condition, shipment, performance, price or appearance of the Goods so received by Buyer. In the event no such written notice is received by Ridge, Buyer shall be deemed conclusively to have inspected and accepted all such Goods unconditionally and to have waived any and all rights and claims, including without limitation any right to reject the Goods or to claim damages in respect thereof. Buyer may not return Goods without first advising Ridge of the reasons therefore, obtaining from Ridge a material authorization number and observing such instructions as Ridge may give in authorizing such return.

11. SERVICES: If this agreement requires Ridge to perform or provide any services, Ridge (including without limitation its successors, assigns, agents or any person or entity acting at Ridge's direction) shall not be responsible for any damages, claims, liabilities or expenses of any nature arising out of such services.

12. U.S. EXPORT CONTROL LAWS: All Goods sold to Buyer by Ridge hereunder are subject to U.S. Export Control Laws. Buyer hereby agrees not to re-sell or divert any goods contrary to such laws.

13. SELLER/CONTRACTOR: shall comply with all applicable federal, state or local laws, rules, regulations, or orders. Seller/Contractor shall comply with Executive Order 11246, as amended by the Executive Order 11375, and the applicable provisions of the Office of Federal Contract Compliance Programs (OFCCP), 41 CFR Part 60, which are incorporated herein by this reference.

14. MISCELLANEOUS: These terms and conditions supersede all other communications, negotiations and prior oral or written statements regarding the subject matter hereof. No change, modification, rescission, discharge, abandonment, or waiver of these terms and conditions shall be binding upon Ridge unless made in writing and signed on its behalf by its duly authorized representative. No conditions, usage or trade, course of dealing or performance, understanding or agreement purporting to modify, vary, explain, or supplement these terms and conditions shall be binding unless hereafter made in writing and signed by Seller. No modification shall be effected by Ridge's receipt or acceptance of Buyer's purchase orders, shipping instruction forms, or other documentation containing terms at variance with or in addition to those set forth herein, all of which are objected to by Ridge. No waiver by Ridge with respect to any breach or default of any right or remedy and no course of dealing, shall be deemed to constitute a continuing waiver of any other breach or default of any other right or remedy, unless such waiver be expressed in writing and signed by Ridge. All typographical or clerical errors made by Ridge in any quotation, acknowledgment or publication are subject to correction.

The validity, performance, and all other matters relating to the interpretation and effect of this agreement shall be governed by the laws of the state of Ohio without regard to its conflict of law principles. Buyer and Ridge agree that the proper venue for all actions arising in connection herewith shall be only in Ohio and the parties agree to submit to such jurisdiction. No action, regardless of form, arising out of transactions relating to this contract, may be brought by either party more than two (2) years after the cause of action has accrued. Further, the United Nations Convention on the International Sale of Goods (1980) (as amended from time to time) shall not apply to this Purchase Order or any transactions relating thereto.

RIDGID

BUILT FOR THOSE WHO KNOW.™

©2006, 2016, RIDGID, Inc. The Emerson logo and RIDGID logo are registered trademarks of Emerson Electric Co. or RIDGID, Inc. in the U.S. and other countries. All other trademarks belong to their respective holders.



EMERSON

999-997-517.10 V8.5
Printed in U.S.A. 1116-45K